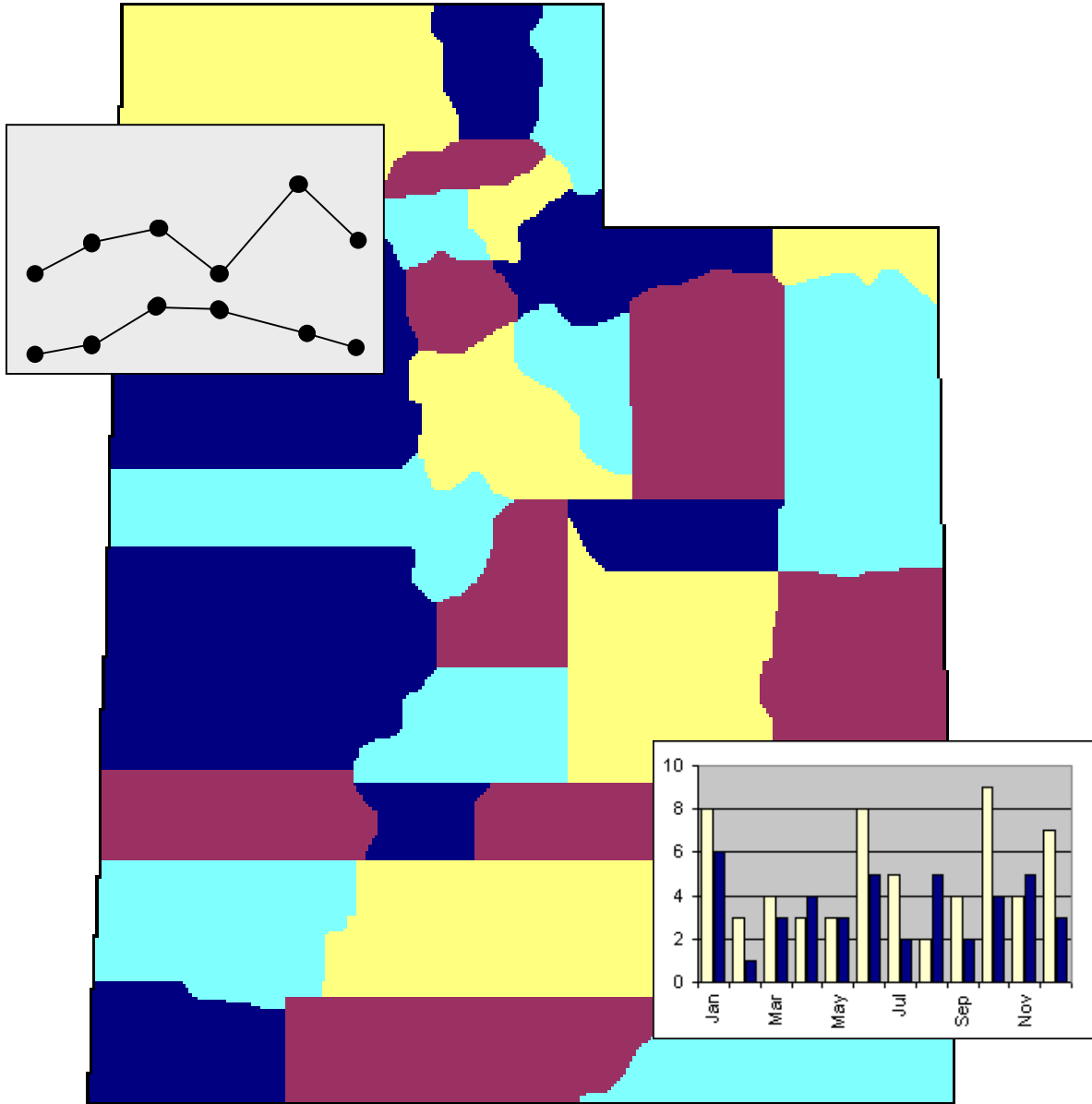


# Crime in Utah - Quarterly Report

January - March 2000



**Department of Public Safety**  
Craig L. Dearden, Commissioner  
**Bureau of Criminal Identification**  
Captain Stuart G. Smith, Bureau Chief



# SUMMARY BASED REPORTING

## Introduction

This quarterly *Crime in Utah* report is published by the Bureau of Criminal Identification to give governmental leaders and citizens a better understanding of criminal activity in the state. The report is a compilation of crime data reported by local law enforcement agencies throughout the state. The data is reported under the guidelines of the Uniform Crime Reporting (UCR) program, a national program which uses generic crime definitions to ensure that crime data is comparable across political boundaries. BCI forwards data collected from Utah law enforcement agencies to the FBI, who in turn combines it with data from other states to compile and publish an annual report called *Crime in the United States*.

UCR data is collected in two formats: "summary based reporting" which has undergone only minor changes since the 1930's, and "incident based reporting" (IBR) which uses computer technology to collect more detailed information. The summary based system is still used by about half of Utah law enforcement agencies. Therefore, the data from agencies participating in the IBR system is also presented in the summary format to ensure comparable numbers. It is also presented in more detail in a separate section of this report.

In the summary based system, crimes are divided into two categories: *Part I Crimes*, which include criminal homicide (murder, nonnegligent manslaughter, and manslaughter by negligence), forcible rape, robbery, aggravated assault, burglary, larceny-theft, motor vehicle theft, and arson; and *Part II Crimes*, which include all other non-traffic crimes. The Part I crimes, except manslaughter by negligence, make up the "crime index" used by the FBI to track our nation's crime situation. Therefore, these crimes are often referred to as *index crimes*. The number of known offenses and arrests are reported on Part I Crimes, while only arrests are reported on Part II Crimes. If multiple Part I offenses are committed in the same criminal episode, only the most serious offense is reported.

The Part I Crimes are also categorized as *violent crimes* (murder and nonnegligent manslaughter, forcible rape, robbery, and aggravated assault) and *property crimes* (burglary, larceny-theft, motor vehicle theft, and arson) for analysis purposes.

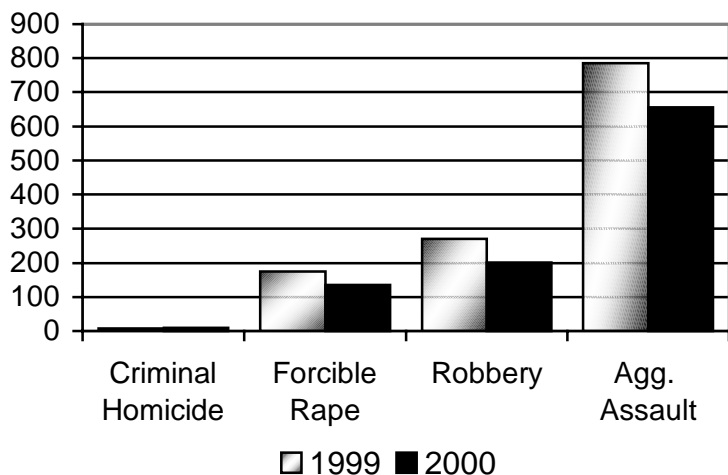
**The statistics presented in this report are only as accurate as the data provided by the local law enforcement agencies. Thirty-three law enforcement agencies did not submit data for this report.**

## Summary Analysis

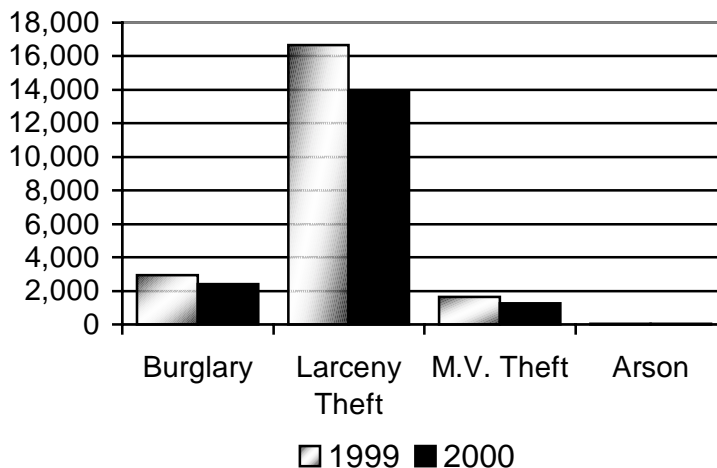
- ◆ During the first three months of 2000 a total of 18,610 index crimes were reported. This is a **17.39% decrease** over the same period in 1999, in which there were 22,528 index crimes reported.
- ◆ Violent crime **decreased 19.0%**. Murder increased 42.86%, robbery decreased 25.56%, while rape decreased 22.29%, and aggravated assault decreased 16.56%.
- ◆ Property crime **decreased 17.3%**. Burglary decreased 18.68%, larceny decreased 16.43%, auto theft decreased 22.41%, and arson decreased 57.41%.
- ◆ There were 23,837 arrests reported in the first three months of 2000. This is down 20.78% from the same time last year. Adult arrests **decreased 22.49%**, juvenile arrests **decreased by 16.03%**.
- ◆ The dollar value of property stolen during the first three months of 2000 was \$16,753,510, **down by 21.24% from last year**. Reported recoveries totaled \$4,796,156, a **28.91% decrease**.

## SUMMARY BASED REPORTING Crime Trends January - March 2000

### Violent Crimes



### Property Crimes



| PROPERTY BY TYPE AND VALUE:   | Stolen              |                     | Recovered          |                    |
|-------------------------------|---------------------|---------------------|--------------------|--------------------|
|                               | 1999                | 2000                | 1999               | 2000               |
| Currency, Notes, Etc.         | 1,395,687           | 1,064,762           | 44,047             | 91,252             |
| Jewelry and Precious Metals   | 1,005,831           | 953,363             | 48,090             | 57,069             |
| Clothing and Furs             | 350,844             | 232,469             | 75,017             | 54,012             |
| Motor Vehicles                | 8,832,545           | 6,661,615           | 4,772,240          | 2,977,648          |
| Office Equipment              | 1,086,455           | 683,648             | 45,064             | 67,347             |
| Televisions, Radios, Stereos, | 2,260,616           | 1,397,868           | 86,018             | 81,323             |
| Firearms                      | 123,946             | 90,545              | 13,414             | 6,382              |
| Household Goods               | 338,470             | 340,169             | 11,982             | 65,199             |
| Consumable Goods              | 135,768             | 69,864              | 12,694             | 14,086             |
| Livestock                     | 19,158              | 6,615               | 3,260              | 270                |
| Miscellaneous                 | 5,721,280           | 5,252,592           | 1,634,327          | 1,381,568          |
| <b>Total</b>                  | <b>\$21,270,600</b> | <b>\$16,753,510</b> | <b>\$6,746,153</b> | <b>\$4,796,156</b> |

## SUMMARY BASED REPORTING

### Crime Index Offenses By Contributing Agency -- January - March 2000

| Agency                            | Homicide | Rape                          | Robbery | Agg. Assault | Burglary | Larceny | Auto Theft | Arson** | 2000 Total | 1999 Total |
|-----------------------------------|----------|-------------------------------|---------|--------------|----------|---------|------------|---------|------------|------------|
| <b>Beaver County S.O.</b>         | 0        | 0                             | 0       | 0            | 1        | 16      | 0          | 0       | 17         | 40         |
| * Minersville PD                  |          | Reports Not Received          |         |              |          |         |            | 0       |            |            |
| <b>Box Elder County S.O.</b>      | 0        | 0                             | 0       | 1            | 4        | 24      | 1          | 0       | 30         | 42         |
| * Brigham City PD                 | 0        | 0                             | 0       | 3            | 5        | 41      | 1          | 0       | 50         | 280        |
| * Garland PD                      |          | Reports Not Received          |         |              |          |         |            | 0       |            |            |
| * Mantua PD                       |          | Reports Not Received          |         |              |          |         |            | 0       |            |            |
| Perry PD                          | 0        | 0                             | 0       | 0            | 0        | 4       | 1          | 0       | 5          | 1          |
| Tremonton PD                      | 0        | 1                             | 0       | 0            | 4        | 17      | 1          | 0       | 23         | 37         |
| Willard PD                        | 0        | 0                             | 0       | 0            | 1        | 7       | 1          | 0       | 9          | 11         |
| <b>Cache County S.O.</b>          | 0        | 1                             | 2       | 4            | 24       | 127     | 8          | 0       | 166        | 110        |
| Logan PD                          | 0        | 0                             | 0       | 3            | 9        | 118     | 3          | 0       | 133        | 213        |
| North Park PD                     | 0        | 0                             | 0       | 1            | 12       | 76      | 2          | 0       | 91         | 64         |
| Utah State University PD          | 0        | 1                             | 0       | 0            | 0        | 37      | 0          | 0       | 38         | 52         |
| <b>Carbon County S.O.</b>         | 0        | 0                             | 0       | 2            | 4        | 11      | 6          | 0       | 23         | 37         |
| College of Eastern Utah PD        | 0        | 0                             | 0       | 0            | 2        | 5       | 0          | 0       | 7          | 6          |
| * East Carbon PD                  |          | Reports Not Received          |         |              |          |         |            | 0       |            |            |
| Helper PD                         | 0        | 0                             | 0       | 1            | 2        | 3       | 0          | 0       | 6          | 27         |
| Price PD                          | 0        | 1                             | 1       | 2            | 5        | 73      | 3          | 0       | 85         | 115        |
| * Wellington PD                   |          | Reports Not Received          |         |              |          |         |            | 0       |            | 17         |
| * <b>Daggett County S.O.</b>      |          | Reports Not Received          |         |              |          |         |            | 0       |            | 1          |
| <b>Davis County S.O.</b>          |          | See IBR Data on pages 7 and 8 |         |              |          |         |            |         |            | 0          |
| * Bountiful PD                    |          | Reports Not Received          |         |              |          |         |            | 0       |            | 6          |
| Centerville PD                    | 0        | 0                             | 0       | 1            | 18       | 64      | 0          | 0       | 83         | 94         |
| * Clearfield PD                   | 0        | 1                             | 1       | 7            | 10       | 105     | 5          | 0       | 129        | 217        |
| * Clinton PD                      |          | Reports Not Received          |         |              |          |         |            | 0       |            | 56         |
| * Farmington PD                   |          | Reports Not Received          |         |              |          |         |            | 0       |            | 73         |
| Kaysville PD                      | 0        | 2                             | 0       | 1            | 8        | 59      | 5          | 1       | 76         | 142        |
| Layton PD                         | 1        | 3                             | 3       | 20           | 66       | 380     | 26         | 0       | 499        |            |
| North Salt Lake PD                | 0        | 0                             | 0       | 1            | 18       | 57      | 4          | 0       | 80         | 72         |
| * Sunset PD                       |          | Reports Not Received          |         |              |          |         |            | 0       | 0          | 20         |
| * Syracuse PD                     |          | Reports Not Received          |         |              |          |         |            | 1       | 1          | 26         |
| West Bountiful PD                 | 0        | 0                             | 0       | 2            | 3        | 11      | 0          | 0       | 16         | 17         |
| Woods Cross PD                    | 0        | 0                             | 0       | 2            | 6        | 67      | 5          | 0       | 80         | 76         |
| <b>Duchesne County S.O.</b>       | 0        | 1                             | 0       | 0            | 6        | 20      | 2          | 0       | 29         | 44         |
| Roosevelt PD                      | 0        | 2                             | 0       | 3            | 16       | 63      | 3          | 0       | 87         | 78         |
| <b>Emery County S.O.</b>          | 0        | 0                             | 0       | 0            | 3        | 49      | 2          | 0       | 54         | 63         |
| * <b>Garfield County S.O.</b>     |          | Reports Not Received          |         |              |          |         |            | 0       |            | 8          |
| * Escalante PD                    |          | Reports Not Received          |         |              |          |         |            | 0       |            |            |
| <b>Grand County S.O.</b>          | 1        | 0                             | 0       | 0            | 4        | 17      | 1          | 0       | 23         | 32         |
| Moab PD                           | 0        | 1                             | 0       | 5            | 8        | 59      | 1          | 0       | 74         | 83         |
| <b>Iron County S.O.</b>           | 0        | -1                            | 0       | 0            | 7        | 16      | 3          | 0       | 25         | 65         |
| * Brian Head Marshal              |          | Reports Not Received          |         |              |          |         |            | 0       |            |            |
| * Cedar City PD                   | 0        | 0                             | 0       | 2            | 13       | 57      | 3          | 0       | 75         | 146        |
| * Parowan PD                      |          | Reports Not Received          |         |              |          |         |            | 0       |            |            |
| Southern Utah State University PD | 0        | 0                             | 0       | 0            | 2        | 14      | 0          | 0       | 16         | 22         |
| * <b>Juab County S.O.</b>         |          | Reports Not Received          |         |              |          |         |            | 0       |            |            |
| Nephi PD                          | 0        | 0                             | 0       | 0            | 5        | 20      | 2          | 0       | 27         | 26         |
| * <b>Kane County S.O.</b>         |          | Reports Not Received          |         |              |          |         |            | 0       |            |            |
| Kanab PD                          | 0        | 0                             | 0       | 1            | 4        | 12      | 0          | 0       | 17         | 26         |
| <b>Millard County S.O.</b>        | 0        | 0                             | 0       | 5            | 24       | 65      | 13         | 0       | 107        | 103        |
| * <b>Morgan County S.O.</b>       |          | Reports Not Received          |         |              |          |         |            | 0       |            | 27         |
| * <b>Piute County S.O.</b>        | 0        | 0                             | 0       | 0            | 0        | 1       | 0          | 0       | 1          | 13         |
| * <b>Rich County S.O.</b>         |          | Reports Not Received          |         |              |          |         |            | 0       |            |            |
| * <b>Salt Lake County S.O.</b>    | 1        | 19                            | 27      | 104          | 400      | 2,257   | 260        | 0       | 3,068      | 4,507      |
| * Alta PD                         |          | Reports Not Received          |         |              |          |         |            | 0       |            |            |
| Granite School District PD        | 0        | 0                             | 0       | 42           | 3        | 47      | 0          | 0       | 92         | 105        |
| * Midvale PD                      | 0        | 0                             | 0       | 1            | 0        | 1       | 0          | 0       | 2          | 448        |
| Murray PD                         | 0        | 7                             | 3       | 19           | 60       | 613     | 48         | 0       | 750        | 768        |
| * Salt Lake City PD               | 2        | 18                            | 78      | 90           | 310      | 1,992   | 301        | 0       | 2,791      | 4,398      |
| Salt Lake Community College PD    | 0        | 0                             | 0       | 0            | 0        | 68      | 0          | 0       | 68         | 74         |
| Sandy PD                          | 1        | 5                             | 6       | 23           | 105      | 530     | 29         | 1       | 700        | 695        |
| * South Jordan PD                 |          | Reports Not Received          |         |              |          |         |            | 1       | 1          | 172        |
| South Salt Lake PD                | 0        | 5                             | 6       | 8            | 78       | 348     | 78         | 0       | 523        | 567        |
| University Of Utah PD             | 0        | 0                             | 1       | 1            | 7        | 159     | 3          | 0       | 171        | 207        |

\*The totals for these agencies may not reflect accurate totals because of missing reports.

\*\*Note: The Bureau of Criminal Identification receives the arson statistics from the State Fire Marshal.

## SUMMARY BASED REPORTING

### Crime Index Offenses By Contributing Agency -- January - March 2000

| Agency                         | Homicide                      | Rape       | Robbery    | Agg. Assault | Burglary     | Larceny       | Auto Theft   | Arson**   | 2000 Total    | 1999 Total    |
|--------------------------------|-------------------------------|------------|------------|--------------|--------------|---------------|--------------|-----------|---------------|---------------|
| West Jordan PD                 | 0                             | 4          | 7          | 18           | 82           | 495           | 34           | 0         | 640           | 120           |
| West Valley PD                 | 1                             | 16         | 26         | 70           | 212          | 1,314         | 150          | 8         | 1,797         | 1,722         |
| <b>San Juan County S.O.</b>    | 0                             | 0          | 0          | 0            | 0            | 1             | 0            | 0         | 1             | 9             |
| Blanding PD                    | 0                             | 0          | 0          | 1            | 5            | 7             | 0            | 0         | 13            | 14            |
| Monticello PD                  | 0                             | 0          | 0          | 0            | 0            | 5             | 0            | 0         | 5             | 6             |
| * <b>Sanpete County S.O.</b>   | Reports Not Received          |            |            |              |              |               |              | 0         |               |               |
| Ephraim PD                     | Reports Not Received          |            |            |              |              |               |              | 0         |               | 31            |
| * Fairview PD                  | Reports Not Received          |            |            |              |              |               |              | 0         |               |               |
| * Fountain Green PD            | Reports Not Received          |            |            |              |              |               |              | 0         |               |               |
| Gunnison PD                    | 0                             | 0          | 0          | 3            | 1            | 18            | 0            | 0         | 22            | 19            |
| * Moroni PD                    | Reports Not Received          |            |            |              |              |               |              | 0         |               |               |
| Mt. Pleasant PD                | 0                             | 0          | 0          | 0            | 4            | 17            | 1            | 0         | 22            | 34            |
| <b>Sevier County S.O.</b>      | 0                             | 1          | 0          | 3            | 12           | 43            | 1            | 0         | 60            | 63            |
| Richfield PD                   | 0                             | 1          | 0          | 3            | 14           | 72            | 2            | 0         | 92            | 85            |
| Salina PD                      | 0                             | 0          | 0          | 2            | 1            | 26            | 2            | 0         | 31            | 36            |
| <b>Summit County S.O.</b>      | 1                             | 2          | 1          | 0            | 12           | 126           | 4            | 0         | 146           | 88            |
| * Kamas PD                     | 0                             | 0          | 0          | 1            | 0            | 2             | 0            | 0         | 3             |               |
| * Park City PD                 | Reports Not Received          |            |            |              |              |               |              | 0         |               | 170           |
| <b>Tooele County S.O.</b>      | 0                             | 2          | 0          | 0            | 20           | 37            | 6            | 0         | 65            | 34            |
| Grantsville PD                 | 0                             | 1          | 0          | 1            | 7            | 24            | 2            | 0         | 35            | 32            |
| * Stockton PD                  | Reports Not Received          |            |            |              |              |               |              | 0         |               |               |
| Tooele PD                      | See IBR Data on pages 7 and 8 |            |            |              |              |               |              | 0         |               | 104           |
| * Wendover PD                  | Reports Not Received          |            |            |              |              |               |              | 0         |               | 22            |
| * <b>Uintah County S.O.</b>    | 0                             | 0          | 2          | 7            | 7            | 23            | 3            | 0         | 42            | 80            |
| Naples PD                      | 0                             | 0          | 0          | 1            | 1            | 6             | 0            | 0         | 8             | 7             |
| * Vernal PD                    | 0                             | 0          | 0          | 2            | 2            | 11            | 0            | 0         | 15            | 88            |
| <b>Utah County S.O.</b>        | 0                             | 2          | 0          | 3            | 5            | 24            | 2            | 0         | 36            | 91            |
| * Alpine/Highland PD           | Reports Not Received          |            |            |              |              |               |              | 0         |               | 58            |
| American Fork PD               | 0                             | 1          | 0          | 8            | 42           | 197           | 13           | 0         | 261           | 82            |
| BYU PD                         | 0                             | 0          | 0          | 0            | 3            | 54            | 0            | 0         | 57            | 76            |
| Lehi PD                        | 0                             | 0          | 0          | 2            | 23           | 42            | 5            | 0         | 72            | 111           |
| * Mapleton PD                  | 0                             | 0          | 0          | 1            | 7            | 9             | 1            | 0         | 18            | 15            |
| Orem PD                        | 0                             | 5          | 3          | 6            | 89           | 820           | 59           | 2         | 984           | 902           |
| Payson PD                      | 0                             | 2          | 0          | 3            | 14           | 64            | 5            | 0         | 88            | 112           |
| Pleasant Grove/Lindon PD       | 0                             | 0          | 0          | 5            | 23           | 164           | 11           | 0         | 203           | 201           |
| Provo PD                       | 0                             | 13         | 7          | 14           | 124          | 673           | 28           | 0         | 859           | 735           |
| * Salem/Woodland Hills PD      | 0                             | 0          | 0          | 0            | 4            | 13            | 0            | 0         | 17            | 8             |
| Santaquin/Genola PD            | 0                             | 0          | 0          | 1            | 5            | 11            | 0            | 0         | 17            | 17            |
| Spanish Fork PD                | 0                             | 2          | 2          | 5            | 34           | 188           | 5            | 0         | 236           | 154           |
| * Springville PD               | 0                             | 0          | 0          | 7            | 27           | 116           | 4            | 0         | 154           | 195           |
| * Utah County Strike Force     | 0                             | 0          | 0          | 1            | 2            | 6             | 0            | 0         | 9             |               |
| * Utah Valley State College PD | 0                             | 0          | 0          | 0            | 0            | 31            | 0            | 0         | 31            | 39            |
| <b>Wasatch County S.O.</b>     | 0                             | 0          | 0          | 0            | 4            | 35            | 2            | 0         | 41            | 32            |
| Heber City PD                  | 0                             | 0          | 0          | 0            | 6            | 6             | 0            | 0         | 12            |               |
| <b>Washington County S.O.</b>  | 0                             | 1          | 1          | 23           | 19           | 45            | 3            | 0         | 92            | 118           |
| * Dixie College PD             | Reports Not Received          |            |            |              |              |               |              | 0         |               |               |
| Hildale PD                     | 0                             | 0          | 0          | 0            | 1            | 1             | 0            | 0         | 2             | 0             |
| Hurricane PD                   | 0                             | 0          | 0          | 2            | 6            | 26            | 0            | 0         | 34            | 37            |
| * Leeds PD                     | Reports Not Received          |            |            |              |              |               |              | 0         |               |               |
| St. George PD                  | 1                             | 5          | 1          | 32           | 60           | 253           | 17           | 0         | 369           | 166           |
| <b>Wayne County S.O.</b>       | 0                             | 0          | 0          | 0            | 3            | 14            | 0            | 0         | 17            | 14            |
| <b>Weber County S.O.</b>       | 0                             | 1          | 0          | 4            | 32           | 118           | 5            | 7         | 167           | 145           |
| * Harrisville PD               | 0                             | 0          | 0          | 0            | 4            | 21            | 1            | 0         | 26            | 22            |
| * North Ogden PD               | 0                             | 0          | 0          | 1            | 7            | 32            | 0            | 0         | 40            | 40            |
| * Ogden PD                     | 0                             | 7          | 18         | 34           | 135          | 562           | 55           | 0         | 811           | 1,216         |
| * Pleasant View PD             | Reports Not Received          |            |            |              |              |               |              | 0         |               | 43            |
| Riverdale PD                   | 0                             | 1          | 1          | 1            | 11           | 120           | 5            | 0         | 139           | 136           |
| Roy PD                         | 0                             | 1          | 1          | 26           | 30           | 157           | 6            | 2         | 223           | 255           |
| South Ogden PD                 | 1                             | 0          | 3          | 8            | 18           | 120           | 5            | 0         | 155           | 189           |
| Washington Terrace PD          | 0                             | 1          | 0          | 1            | 7            | 44            | 2            | 0         | 55            |               |
| Weber State University PD      | 0                             | 0          | 0          | 0            | 8            | 32            | 0            | 0         | 40            | 23            |
| <b>STATE TOTAL</b>             | <b>10</b>                     | <b>136</b> | <b>201</b> | <b>655</b>   | <b>2,390</b> | <b>13,935</b> | <b>1,260</b> | <b>23</b> | <b>18,610</b> | <b>22,528</b> |

\*The totals for these agencies may not reflect accurate totals because of missing reports.

\*\*Note: The Bureau of Criminal Identification receives the arson statistics from the State Fire Marshal.

# SUMMARY BASED REPORTING

## Arrest Data by Offense

### January - March 2000

| <b>Juvenile Arrests</b>     |               |              |
|-----------------------------|---------------|--------------|
| Crime Category              | Total Arrests |              |
|                             | 1999          | 2000         |
| Murder                      | 1             | 0            |
| Manslaughter by Negligence  | 0             |              |
| Forcible Rape               | 14            | 7            |
| Robbery                     | 13            | 12           |
| Aggravated Assault          | 183           | 116          |
| Burglary                    | 145           | 114          |
| Larceny/Theft               | 1,670         | 1,452        |
| Motor Vehicle Theft         | 113           | 75           |
| Simple Assault              | 660           | 426          |
| Arson                       | 24            | 25           |
| Forgery and Counterfeiting  | 35            | 27           |
| Fraud                       | 27            | 28           |
| Embezzlement                | 0             | 0            |
| Stolen Property Offenses    | 59            | 31           |
| Vandalism                   | 411           | 352          |
| Weapons Offenses            | 119           | 84           |
| Prostitution                | 0             | 0            |
| Sex Offenses                | 63            | 32           |
| Bookmaking                  | 0             | 0            |
| Numbers and Lottery         | 0             | 0            |
| All Other Gambling          | 0             | 0            |
| Sale/Opium                  | 1             | 1            |
| Sale/Marijuana              | 37            | 38           |
| Sale/Synthetic Narcotics    | 1             | 1            |
| Sale/Other                  | 15            | 10           |
| Possess/Opium               | 8             | 5            |
| Possess/Marijuana           | 329           | 287          |
| Possess/Synthetic Narcotics | 0             | 7            |
| Possess/Other               | 53            | 89           |
| Family and Children         | 11            | 14           |
| D.U.I.                      | 51            | 29           |
| Liquor Laws                 | 804           | 740          |
| Drunkenness                 | 42            | 27           |
| Disorderly Conduct          | 566           | 437          |
| Vagrancy                    | 26            | 42           |
| All Other Offenses          | 1,770         | 1,592        |
| Curfew and Loitering        | 391           | 339          |
| Run-Aways                   | 319           | 246          |
| <b>Grand Totals</b>         | <b>7,961</b>  | <b>6,685</b> |

| <b>Adult Arrests</b>        |               |               |
|-----------------------------|---------------|---------------|
| Crime Category              | Total Arrests |               |
|                             | 1999          | 2000          |
| Murder                      | 7             | 7             |
| Manslaughter by Negligence  | 0             | 3             |
| Forcible Rape               | 28            | 28            |
| Robbery                     | 69            | 44            |
| Aggravated Assault          | 209           | 168           |
| Burglary                    | 174           | 157           |
| Larceny/Theft               | 2,244         | 1,821         |
| Motor Vehicle Theft         | 99            | 79            |
| Simple Assault              | 1,731         | 1,406         |
| Arson                       | 10            | 3             |
| Forgery and Counterfeiting  | 320           | 257           |
| Fraud                       | 182           | 124           |
| Embezzlement                | 1             | 1             |
| Stolen Property Offenses    | 130           | 128           |
| Vandalism                   | 412           | 341           |
| Weapons Offenses            | 150           | 138           |
| Prostitution                | 109           | 74            |
| Sex Offenses                | 70            | 71            |
| Bookmaking                  | 0             | 0             |
| Numbers and Lottery         | 0             | 0             |
| All Other Gambling          | 0             | 0             |
| Sale/Opium                  | 115           | 51            |
| Sale/Marijuana              | 109           | 119           |
| Sale/Synthetic Narcotics    | 17            | 9             |
| Sale/Other                  | 69            | 46            |
| Possess/Opium               | 161           | 139           |
| Possess/Marijuana           | 784           | 654           |
| Possess/Synthetic Narcotics | 76            | 50            |
| Possess/Other               | 328           | 398           |
| Family and Children         | 352           | 212           |
| D.U.I.                      | 1,780         | 1,444         |
| Liquor Laws                 | 2,518         | 1,754         |
| Drunkenness                 | 1,427         | 895           |
| Disorderly Conduct          | 832           | 618           |
| Vagrancy                    | 2             | 2             |
| All Other Offenses          | 7,615         | 5,911         |
|                             |               |               |
|                             |               |               |
| <b>Grand Totals</b>         | <b>22,130</b> | <b>17,152</b> |

# INCIDENT BASED REPORTING

## Introduction

The National Incident Based Reporting System (NIBRS) is an updated method of collecting crime data within the UCR program. It was designed to provide more comprehensive data for the management of crime in our society. In an incident based reporting (IBR) system, computer technology is used to collect more detailed information about the crimes that occur. The availability of detailed information about criminal activity, stored in a computer data base, makes the analysis of criminal activity a viable tool for law enforcement administrators and other public officials.

The Utah Incident Based Reporting System (UIBRS) was implemented in 1991; 45 agencies submitted IBR data for this report. The data accepted by the UIBRS repository is also forwarded to the NIBRS repository where the FBI uses it to depict criminal activity nationwide.

The data from the IBR system is not directly comparable to the data from the summary based reports. Information about each incident and arrest is collected for 22 offense categories comprised of 46 Group A offenses. All offenses that occur in a criminal episode are reported, not just the most serious. Only arrest data is collected for 11 Group B crimes.

Converting to IBR takes a lot of planning, work, and patience. It also requires enough foresight to see the value of accurate, detailed crime data in understanding and managing this serious problem. BCI appreciates the following agencies which have made the commitment to participate in the NIBRS program:

| <u>Agency</u>            | <u>Months Reported</u> | <u>Agency</u>               | <u>Months Reported</u> |
|--------------------------|------------------------|-----------------------------|------------------------|
| BYU PD                   | 3                      | Riverdale PD                | 3                      |
| Cache-Rich Strike Force  | 3                      | Roosevelt PD                | 3                      |
| Carbon County Sheriff    | 3                      | Roy PD                      | 3                      |
| Centerville PD           | 3                      | Sandy PD                    | 3                      |
| Clearfield PD*           | 3                      | South Ogden PD              | 3                      |
| Davis County Sheriff*    | <1                     | South Salt Lake PD          | 3                      |
| Duchesne County Sheriff  | 3                      | Southern Utah University PD | 3                      |
| Grand County Sheriff     | 3                      | Spanish Fork PD             | 3                      |
| Grantsville PD           | 3                      | St. George PD               | 3                      |
| Harrisville PD           | 2                      | Tooele PD*                  | 2                      |
| Helper PD                | 3                      | Tremonton PD                | 3                      |
| Kaysville PD             | 3                      | Uintah County Sheriff       | 2                      |
| Layton PD                | 3                      | University of Utah PD       | 3                      |
| Logan PD                 | 3                      | Utah County Strike Force    | 2                      |
| Midvale PD               | <1                     | Vernal PD                   | 1                      |
| Moab PD                  | 3                      | Wasatch County Sheriff      | 3                      |
| Murray PD                | 3                      | Washington County Sheriff   | 3                      |
| Naples PD                | 3                      | Washington Terrace PD       | 3                      |
| North Salt Lake PD       | 3                      | Weber County Sheriff        | 3                      |
| Payson PD                | 3                      | West Jordan PD              | 3                      |
| Pleasant Grove/Lindon PD | 3                      | West Valley PD              | 3                      |
| Price PD                 | 3                      | Woods Cross PD              | 3                      |
| Provo PD                 | 3                      |                             |                        |

\* These agencies are in the process of becoming IBR certified, which requires an error rate of 4% or less over a four month period.

# INCIDENT BASED REPORTING

## Offenses By Agency January - March 2000

### Crimes Against Persons, Crimes Against Society

Since 45 of the 93 reporting agencies are currently participating in the IBR program, IBR statistics should not be considered an accurate depiction of criminal activity statewide.

| AGENCY                      | Assault<br>Offenses<br>(All) | Homicide  | Kidnaping | Sex<br>Offenses<br>(Forcible) | Sex<br>Offenses<br>(Non-<br>forcible) | Drugs        | Gambling | Pornog-<br>raphy | Prosti-<br>tution | Weapon<br>Offenses |
|-----------------------------|------------------------------|-----------|-----------|-------------------------------|---------------------------------------|--------------|----------|------------------|-------------------|--------------------|
| BYU PD                      | 3                            | 0         | 0         | 0                             | 0                                     | 0            | 0        | 0                | 0                 | 1                  |
| Cache-Rich Strike Force     | 0                            | 0         | 0         | 0                             | 0                                     | 0            | 0        | 0                | 0                 | 0                  |
| Carbon County Sheriff       | 15                           | 0         | 0         | 2                             | 0                                     | 14           | 0        | 0                | 0                 | 2                  |
| Centerville PD              | 13                           | 0         | 2         | 0                             | 0                                     | 53           | 0        | 0                | 0                 | 6                  |
| Clearfield PD               | 55                           | 0         | 1         | 6                             | 0                                     | 37           | 0        | 0                | 0                 | 12                 |
| Davis County Sheriff        | 3                            | 0         | 0         | 0                             | 0                                     | 6            | 0        | 0                | 0                 | 0                  |
| Duchesne County Sheriff     | 13                           | 0         | 1         | 2                             | 1                                     | 23           | 0        | 0                | 0                 | 1                  |
| Grand County Sheriff        | 4                            | 1         | 1         | 0                             | 0                                     | 7            | 0        | 0                | 0                 | 1                  |
| Grantsville PD              | 19                           | 0         | 1         | 1                             | 0                                     | 24           | 0        | 0                | 0                 | 4                  |
| Harrisville PD              | 5                            | 0         | 0         | 0                             | 0                                     | 1            | 0        | 0                | 0                 | 1                  |
| Helper PD                   | 8                            | 0         | 0         | 2                             | 0                                     | 12           | 0        | 0                | 0                 | 0                  |
| Kaysville PD                | 18                           | 0         | 0         | 4                             | 0                                     | 17           | 0        | 0                | 0                 | 2                  |
| Layton PD                   | 153                          | 1         | 19        | 17                            | 0                                     | 106          | 0        | 0                | 0                 | 14                 |
| Logan PD                    | 15                           | 0         | 0         | 2                             | 0                                     | 20           | 0        | 0                | 0                 | 3                  |
| Midvale PD                  | 6                            | 0         | 0         | 1                             | 0                                     | 3            | 0        | 0                | 0                 | 1                  |
| Moab PD                     | 30                           | 0         | 0         | 3                             | 0                                     | 10           | 0        | 0                | 0                 | 2                  |
| Murray PD                   | 183                          | 0         | 0         | 21                            | 0                                     | 99           | 0        | 0                | 0                 | 18                 |
| Naples PD                   | 4                            | 0         | 0         | 0                             | 0                                     | 2            | 0        | 0                | 0                 | 0                  |
| North Salt Lake PD          | 17                           | 0         | 0         | 2                             | 0                                     | 9            | 0        | 0                | 0                 | 2                  |
| Payson PD                   | 18                           | 0         | 0         | 8                             | 0                                     | 24           | 0        | 0                | 0                 | 3                  |
| Pleasant Grove/ Lindon PD   | 36                           | 0         | 1         | 7                             | 0                                     | 30           | 0        | 1                | 0                 | 8                  |
| Price PD                    | 35                           | 0         | 1         | 1                             | 0                                     | 38           | 0        | 0                | 0                 | 4                  |
| Provo PD                    | 205                          | 0         | 19        | 31                            | 1                                     | 175          | 0        | 0                | 0                 | 17                 |
| Riverdale PD                | 28                           | 0         | 2         | 3                             | 0                                     | 29           | 0        | 0                | 0                 | 2                  |
| Roosevelt PD                | 25                           | 0         | 0         | 3                             | 0                                     | 43           | 0        | 0                | 0                 | 3                  |
| Roy PD                      | 67                           | 0         | 4         | 6                             | 0                                     | 19           | 0        | 0                | 0                 | 5                  |
| Sandy PD                    | 235                          | 2         | 3         | 25                            | 1                                     | 194          | 0        | 3                | 0                 | 17                 |
| South Ogden PD              | 32                           | 1         | 0         | 0                             | 0                                     | 42           | 0        | 0                | 0                 | 5                  |
| South Salt Lake PD          | 119                          | 1         | 0         | 8                             | 0                                     | 126          | 0        | 0                | 6                 | 14                 |
| Southern Utah University PD | 0                            | 0         | 0         | 0                             | 0                                     | 1            | 0        | 0                | 0                 | 0                  |
| Spanish Fork PD             | 25                           | 0         | 1         | 8                             | 0                                     | 22           | 0        | 0                | 0                 | 4                  |
| St. George PD               | 94                           | 1         | 1         | 9                             | 0                                     | 177          | 0        | 3                | 0                 | 11                 |
| Tooele PD                   | 49                           | 0         | 3         | 6                             | 0                                     | 1            | 0        | 0                | 0                 | 0                  |
| Tremonton PD                | 11                           | 0         | 0         | 1                             | 0                                     | 10           | 0        | 0                | 0                 | 0                  |
| Uintah County Sheriff       | 19                           | 0         | 0         | 2                             | 0                                     | 13           | 0        | 0                | 0                 | 2                  |
| University Of Utah PD       | 9                            | 0         | 1         | 1                             | 0                                     | 8            | 0        | 0                | 0                 | 2                  |
| Utah County Strike Force    | 1                            | 0         | 0         | 0                             | 0                                     | 117          | 0        | 0                | 0                 | 4                  |
| Vernal PD                   | 4                            | 0         | 0         | 0                             | 0                                     | 9            | 0        | 1                | 0                 | 1                  |
| Wasatch County Sheriff      | 8                            | 0         | 0         | 1                             | 0                                     | 6            | 0        | 0                | 0                 | 0                  |
| Washington County Sheriff   | 71                           | 0         | 0         | 8                             | 0                                     | 31           | 0        | 1                | 0                 | 13                 |
| Washington Terrace PD       | 32                           | 0         | 1         | 4                             | 0                                     | 11           | 0        | 0                | 0                 | 2                  |
| Weber County Sheriff        | 20                           | 0         | 0         | 2                             | 0                                     | 41           | 0        | 0                | 0                 | 5                  |
| West Jordan PD              | 175                          | 0         | 3         | 27                            | 1                                     | 174          | 0        | 2                | 0                 | 21                 |
| West Valley PD              | 572                          | 3         | 3         | 46                            | 4                                     | 289          | 1        | 3                | 0                 | 81                 |
| Woods Cross PD              | 20                           | 0         | 0         | 2                             | 1                                     | 41           | 0        | 0                | 0                 | 4                  |
| <b>TOTAL - IBR AGENCIES</b> | <b>2,474</b>                 | <b>10</b> | <b>68</b> | <b>272</b>                    | <b>9</b>                              | <b>2,114</b> | <b>1</b> | <b>14</b>        | <b>6</b>          | <b>298</b>         |

**NOTE:** Further IBR data for these agencies can be found on the following page.



# INCIDENT BASED REPORTING

## Offenses By Agency January - March 2000

### Crimes Against Property

Since 45 of the 93 reporting agencies are currently participating in the IBR program, IBR statistics should not be considered an accurate depiction of criminal activity statewide.

| AGENCY                            | Arson     | Bribery  | Burglary     | Counter-<br>feiting | Destruc-<br>tion of<br>Property | Embezzle-<br>ment | Extortion | Fraud      | Larceny/<br>Theft | Motor<br>Vehicle<br>Theft | Robbery   | Stolen<br>Property | TOTAL -<br>ALL<br>OFFENSES |
|-----------------------------------|-----------|----------|--------------|---------------------|---------------------------------|-------------------|-----------|------------|-------------------|---------------------------|-----------|--------------------|----------------------------|
| BYU PD                            | 0         | 0        | 3            | 0                   | 6                               | 0                 | 0         | 0          | 55                | 0                         | 0         | 0                  | 68                         |
| Cache-Rich Strike Force           | 0         | 0        | 0            | 0                   | 0                               | 0                 | 0         | 0          | 0                 | 0                         | 0         | 0                  | 0                          |
| Carbon County Sheriff             | 0         | 0        | 4            | 0                   | 19                              | 0                 | 0         | 0          | 12                | 8                         | 0         | 2                  | 78                         |
| Centerville PD                    | 0         | 0        | 18           | 8                   | 39                              | 0                 | 0         | 3          | 78                | 3                         | 0         | 5                  | 228                        |
| Clearfield PD                     | 3         | 0        | 16           | 7                   | 91                              | 0                 | 0         | 9          | 194               | 15                        | 3         | 0                  | 449                        |
| Davis County Sheriff              | 0         | 0        | 0            | 0                   | 2                               | 0                 | 0         | 1          | 2                 | 0                         | 0         | 0                  | 14                         |
| Duchesne County Sheriff           | 0         | 0        | 6            | 1                   | 21                              | 1                 | 0         | 0          | 26                | 3                         | 0         | 1                  | 100                        |
| Grand County Sheriff              | 0         | 0        | 4            | 0                   | 14                              | 0                 | 0         | 0          | 22                | 1                         | 1         | 0                  | 56                         |
| Grantsville PD                    | 0         | 0        | 7            | 1                   | 15                              | 0                 | 0         | 1          | 26                | 3                         | 0         | 0                  | 102                        |
| Harrisville PD                    | 0         | 0        | 4            | 0                   | 11                              | 0                 | 0         | 0          | 24                | 1                         | 0         | 0                  | 47                         |
| Helper PD                         | 0         | 0        | 2            | 0                   | 1                               | 0                 | 0         | 0          | 5                 | 0                         | 0         | 0                  | 30                         |
| Kaysville PD                      | 0         | 0        | 8            | 1                   | 49                              | 0                 | 0         | 1          | 61                | 5                         | 0         | 1                  | 167                        |
| Layton PD                         | 3         | 0        | 69           | 29                  | 222                             | 0                 | 0         | 11         | 411               | 32                        | 3         | 0                  | 1,090                      |
| Logan PD                          | 0         | 0        | 12           | 0                   | 15                              | 0                 | 0         | 1          | 123               | 3                         | 0         | 0                  | 194                        |
| Midvale PD                        | 0         | 0        | 0            | 0                   | 3                               | 0                 | 0         | 0          | 1                 | 0                         | 0         | 0                  | 15                         |
| Moab PD                           | 1         | 0        | 8            | 4                   | 51                              | 0                 | 0         | 0          | 64                | 1                         | 0         | 0                  | 174                        |
| Murray PD                         | 0         | 0        | 63           | 68                  | 310                             | 0                 | 1         | 19         | 620               | 56                        | 3         | 3                  | 1,464                      |
| Naples PD                         | 0         | 0        | 1            | 1                   | 5                               | 0                 | 0         | 1          | 7                 | 0                         | 0         | 0                  | 21                         |
| North Salt Lake PD                | 0         | 0        | 18           | 1                   | 20                              | 0                 | 0         | 0          | 57                | 6                         | 0         | 2                  | 134                        |
| Payson PD                         | 2         | 0        | 14           | 4                   | 32                              | 0                 | 0         | 2          | 85                | 5                         | 0         | 2                  | 199                        |
| Pleasant Grove/Lindon PD          | 4         | 0        | 24           | 8                   | 108                             | 0                 | 0         | 5          | 176               | 13                        | 0         | 5                  | 426                        |
| Price PD                          | 0         | 0        | 5            | 4                   | 52                              | 0                 | 0         | 3          | 81                | 3                         | 1         | 1                  | 229                        |
| Provo PD                          | 7         | 0        | 125          | 23                  | 348                             | 0                 | 0         | 11         | 782               | 39                        | 7         | 45                 | 1,835                      |
| Riverdale PD                      | 1         | 0        | 11           | 10                  | 43                              | 0                 | 0         | 2          | 120               | 7                         | 1         | 9                  | 268                        |
| Roosevelt PD                      | 0         | 0        | 16           | 0                   | 36                              | 0                 | 0         | 7          | 73                | 3                         | 0         | 1                  | 210                        |
| Roy PD                            | 2         | 0        | 32           | 16                  | 153                             | 0                 | 0         | 3          | 161               | 7                         | 1         | 3                  | 479                        |
| Sandy PD                          | 9         | 0        | 107          | 47                  | 231                             | 8                 | 1         | 20         | 554               | 35                        | 6         | 12                 | 1,510                      |
| South Ogden PD                    | 0         | 0        | 18           | 7                   | 60                              | 0                 | 0         | 2          | 121               | 6                         | 3         | 1                  | 298                        |
| South Salt Lake PD                | 1         | 0        | 80           | 16                  | 170                             | 0                 | 0         | 7          | 379               | 86                        | 6         | 16                 | 1,035                      |
| Southern Utah State University PD | 1         | 0        | 2            | 1                   | 6                               | 0                 | 0         | 0          | 14                | 0                         | 0         | 0                  | 25                         |
| Spanish Fork PD                   | 0         | 0        | 34           | 29                  | 91                              | 0                 | 0         | 0          | 266               | 6                         | 2         | 6                  | 494                        |
| St. George PD                     | 1         | 0        | 60           | 9                   | 183                             | 0                 | 0         | 10         | 302               | 19                        | 1         | 0                  | 881                        |
| Tooele PD                         | 0         | 0        | 18           | 1                   | 24                              | 0                 | 0         | 0          | 44                | 5                         | 0         | 1                  | 152                        |
| Tremonton PD                      | 1         | 0        | 4            | 0                   | 18                              | 0                 | 0         | 0          | 17                | 1                         | 0         | 0                  | 63                         |
| Uintah County Sheriff             | 0         | 0        | 7            | 0                   | 28                              | 0                 | 0         | 0          | 36                | 3                         | 2         | 9                  | 121                        |
| University Of Utah PD             | 0         | 0        | 7            | 4                   | 82                              | 0                 | 0         | 6          | 163               | 5                         | 1         | 1                  | 290                        |
| Utah County Strike Force          | 0         | 0        | 2            | 0                   | 21                              | 0                 | 0         | 0          | 7                 | 1                         | 0         | 10                 | 163                        |
| Vernal PD                         | 0         | 0        | 2            | 0                   | 10                              | 0                 | 0         | 0          | 13                | 0                         | 0         | 0                  | 40                         |
| Wasatch County Sheriff            | 0         | 0        | 4            | 0                   | 15                              | 0                 | 0         | 0          | 39                | 2                         | 0         | 0                  | 75                         |
| Washington County Sheriff         | 1         | 0        | 20           | 3                   | 60                              | 0                 | 0         | 1          | 55                | 5                         | 1         | 0                  | 270                        |
| Washington Terrace PD             | 0         | 0        | 7            | 0                   | 30                              | 0                 | 0         | 2          | 44                | 2                         | 0         | 0                  | 135                        |
| Weber County Sheriff              | 0         | 0        | 32           | 0                   | 54                              | 0                 | 0         | 5          | 134               | 6                         | 0         | 0                  | 299                        |
| West Jordan PD                    | 3         | 0        | 84           | 63                  | 291                             | 0                 | 0         | 35         | 513               | 40                        | 7         | 5                  | 1,444                      |
| West Valley PD                    | 12        | 0        | 219          | 115                 | 503                             | 1                 | 0         | 65         | 1,370             | 161                       | 26        | 45                 | 3,519                      |
| Woods Cross PD                    | 0         | 0        | 6            | 11                  | 17                              | 2                 | 0         | 7          | 67                | 7                         | 0         | 3                  | 188                        |
| <b>TOTAL - IBR AGENCIES</b>       | <b>52</b> | <b>0</b> | <b>1,183</b> | <b>492</b>          | <b>3,560</b>                    | <b>12</b>         | <b>2</b>  | <b>240</b> | <b>7,404</b>      | <b>604</b>                | <b>75</b> | <b>189</b>         | <b>19,079</b>              |


NOTE: Further IBR data for these agencies can be found on the preceding page.

# INCIDENT BASED REPORTING

## Crime Clearances - January to March 2000

Since 45 of the 93 reporting agencies are currently participating in the IBR program, IBR statistics should not be considered an accurate depiction of criminal activity statewide. [Click here to see which agencies submit IBR.](#)

### Incidents Cleared



|                                | Number of Incidents | Number of Incidents Cleared by Arrest | Number of Incidents Cleared by Exception | Total Cleared | Percent Cleared |
|--------------------------------|---------------------|---------------------------------------|--|---------------|-----------------|
| <b>Crimes Against Persons</b>  |                     |                                       |  |               |                 |
| Assault Offenses               | 2,474               | 1,243                                 | 117                                      | 1,360         | 55.0%           |
| Homicide Offenses              | 10                  | 6                                     | 1  | 7             | 70.0%           |
| Kidnapping/Abduction           | 68                  | 38                                    | 7  | 45            | 66.2%           |
| Sex Offenses, Forcible         | 272                 | 76                                    | 27                                       | 103           | 37.9%           |
| Sex Offenses, Nonforcible      | 9                   | 3                                     | 0  | 3             | 33.3%           |
| <b>Total</b>                   | <b>2,833</b>        | <b>1,366</b>                          | <b>152</b>                               | <b>1,518</b>  | <b>53.6%</b>    |
| <b>Crimes Against Society</b>  |                     |                                       |  |               |                 |
| Drug/Narcotic Offenses         | 2,114               | 1,307                                 | 6  | 1,313         | 62.1%           |
| Gambling Offenses              | 1                   | 0                                     | 0  | 0             | 0.0%            |
| Pornography/Obscene Material   | 14                  | 2                                     | 0  | 2             | 14.3%           |
| Prostitution Offenses          | 6                   | 6                                     | 0  | 6             | 100.0%          |
| Weapon Law Violations          | 298                 | 132                                   | 4  | 136           | 45.6%           |
| <b>Total</b>                   | <b>2,433</b>        | <b>1,447</b>                          | <b>10</b>                                | <b>1,457</b>  | <b>59.9%</b>    |
| <b>Crimes Against Property</b> |                     |                                       |  |               |                 |
| Arson                          | 52                  | 23                                    | 1  | 24            | 46.2%           |
| Burglary/Breaking & Entering   | 1,183               | 135                                   | 17                                       | 152           | 12.8%           |
| Counterfeiting/Forgery         | 492                 | 108                                   | 7  | 115           | 23.4%           |
| Destruction of Property        | 3,560               | 433                                   | 50                                       | 483           | 13.6%           |
| Embezzlement                   | 12                  | 0                                     | 0  | 0             | 0.0%            |
| Extortion/Blackmail            | 2                   | 2                                     | 0  | 2             | 100.0%          |
| Fraud Offenses                 | 240                 | 70                                    | 7  | 77            | 32.1%           |
| Larceny/Theft Offenses         | 7,404               | 1,895                                 | 83                                       | 1,978         | 26.7%           |
| Motor Vehicle Theft            | 604                 | 83                                    | 27                                       | 110           | 18.2%           |
| Robbery                        | 75                  | 23                                    | 1  | 24            | 32.0%           |
| Stolen Property Offenses       | 189                 | 111                                   | 1  | 112           | 59.3%           |
| <b>Total</b>                   | <b>13,813</b>       | <b>2,883</b>                          | <b>194</b>                               | <b>3,077</b>  | <b>22.3%</b>    |
| <b>GRAND TOTAL</b>             | <b>19,079</b>       | <b>5,696</b>                          | <b>356</b>                               | <b>6,052</b>  | <b>31.7%</b>    |