



**BUREAU OF CRIMINAL
IDENTIFICATION**

**FIREARM
STATISTICAL
REVIEW**

FIRST QUARTER 2015

Brady Monthly Totals (12 Months)

REGULAR FIREARM CHECKS

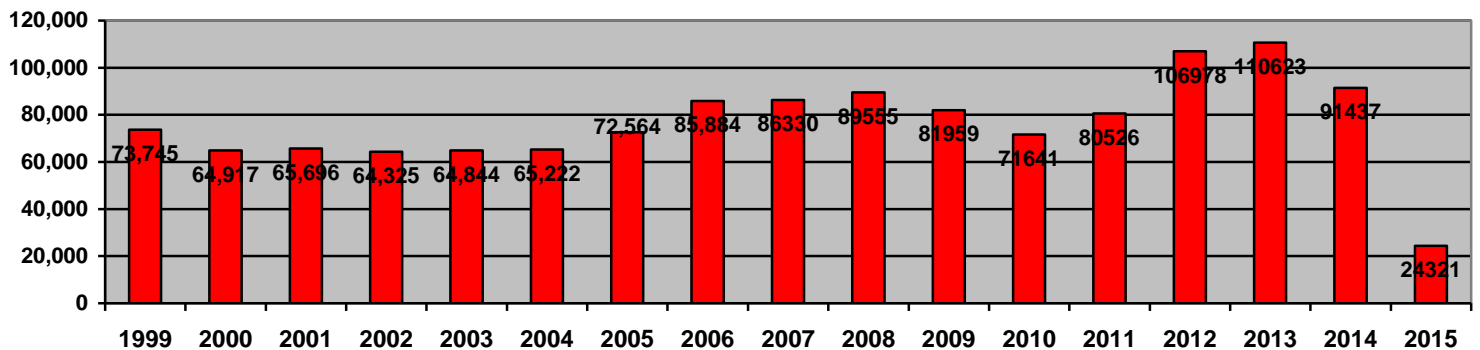
(Not Individual Sales)

Month	Total	Denials	Denial Reasons					Denial %
			WARRANT	RECORD	*D V	*P O	*OTHER	
Mar '15	8071	241	80	51	14	30	66	3.0%
Feb '15	9004	266	102	60	16	26	62	2.95%
Jan '15	7246	190	57	60	13	20	40	2.6%
Dec '14	13807	249	87	67	18	28	49	1.8%
Nov '14	10036	196	67	46	10	25	48	1.95%
Oct '14	7394	190	59	47	14	25	45	2.6%
Sep '14	7207	175	57	51	11	13	43	2.4%
Aug '14	6393	110	31	33	4	14	28	1.7%
Jul '14	5229	97	34	20	8	14	21	1.9%
Jun '14	5553	133	43	33	7	10	40	2.4%
May '14	6069	150	47	36	8	20	39	2.5%
Apr '14	6417	157	40	41	9	23	44	2.4%
TOTALS	92,426	2154	704	545	132	248	525	2.3%

* Note D V = Domestic Violence P O = Protective Order

* OTHER = Drug addiction, Mental Incompetent, Illegal Alien, Renounced Citizenship, Dishonorable Discharge, National Instant Check Denial (NICS), and State Disqualifications

REGULAR FIREARM CHECKS BY YEAR



FIREARM CHECKS BY COUNTY

FIRST QUARTER 2015

There were 24,321 regular firearm requests to purchase or redeem weapons during the 1st quarter of 2015. 697 requests were denied. The following tables reflect transfer requests by county, and the % of checks.

COUNTY	REQUESTS	PERCENT	COUNTY	REQUESTS	PERCENT
BEAVER	237	.97%	PIUTE	0	0%
BOX ELDER	148	.61%	RICH	7	.03%
CACHE	957	3.9%	SALT LAKE	6730	27.67%
CARBON	293	1.2%	SAN JUAN	59	.24%
DAGGETT	0	0%	SANPETE	222	.91%
DAVIS	1585	6.5%	SEVIER	355	1.5%
DUCHESNE	380	1.6%	SUMMIT	121	.50%
EMERY	42	.17%	TOOELE	699	2.9%
GARFIELD	5	.02%	UINTAH	1234	5.1%
GRAND	132	.54%	UTAH	5205	21.4%
IRON	826	3.4%	WASATCH	70	.29%
JUAB	110	.45%	WASHINGTON	1791	7.4%
KANE	50	.21%	WAYNE	0	0%
MILLARD	194	.79%	WEBER	2816	11.6%
MORGAN	53	.22%	TOTAL		100%

- All percentages rounded
- Recording process for counties corrected in October 2014

DENIALS

Month	Total	Denials	Denial Reasons					Denial %
			WARRANT	RECORD	*D V	*P O	*OTHER	
Mar '15	8071	241	80	51	14	30	66	3.0%
Feb '15	9004	266	102	60	16	26	62	2.95%
Jan '15	7246	190	57	60	13	20	40	2.6%

*D.V.= Domestic Violence Conviction *P.O. = Protective Order
 * OTHER = Drug addiction, Mental Incompetent, Illegal Alien, Renounce Citizenship, Dishonorable Discharge, National Instant Check Denial (NICS), and state prohibitions

2,329 Regular Firearm Requests were pawn redemptions, of which 245 (10.5%) were denied.
 21,992 Regular Firearm Requests were sales of new or used weapons, of which 452 (2.1%) were denied.

There were 21,616 requests for Concealed Firearm Permit Verifications for the 1st Qtr. of 2015 for the purchase or redemption of firearms.

CONCEALED FIREARMS 1st QUARTER 2015

OVERVIEW

603,144 Total Valid Permits as of March 31, 2015

400,507 Permit Holders are non-residents

202,637 Permit Holders are Utah residents

19,896 Permits Issued 1st Quarter

14,084 Permits Renewed 1st Quarter

172 Applications Denied 1st Quarter

95 Permits Revoked 1st Quarter

344 Permits Suspended 1st Quarter

611 new concealed carry applications or concealed firearm permits were denied, revoked or suspended during the 1st quarter of 2015. The applicant has the right to appeal to the Concealed Firearm Review Board, which will review the reason for denial. Approximately 15 revocation, denial, and suspension appeals are reviewed by the Concealed Firearm Review Board each quarter; the Board overturns approximately 1% after review.

A permit application may be denied for any of the following reasons:

1. Felony conviction
2. Convicted of an offense involving the use of alcohol
3. Convicted of a crime of violence
4. Convicted of any offenses involving controlled substance
5. Convicted of an offense of moral turpitude (fraud, theft, tax evasion, issuing bad checks, robbery, bribery, perjury, extortion, arson, criminal mischief, falsifying government records, forgery, receiving stolen property, burglary, vandalism, kidnapping)
6. Convicted of an offense involving domestic violence
7. Has been adjudicated as mentally incompetent
8. Is not qualified to purchase and possess a dangerous weapon or handgun pursuant to federal or Utah state law
9. Cause to believe applicant may be a danger to self or others by evidence including but not restricted to:
 - A. Past pattern of behavior involving unlawful violence or threats of unlawful violence
 - B. Past participation in incidents involving unlawful violence or threats of unlawful violence
 - C. Conviction of any offense in involving weapons violations
10. Submitting insufficient fingerprints for the Federal Bureau of Investigation to conduct a search of its files for criminal history information.

When assessing good character the bureau may consider mitigating circumstances. Mitigating circumstances may include length of time since an offense, number of offenses, and type of offenses.

DENIALS 1st QUARTER 2015

172 Concealed Carry Permit applications were denied during the 1st quarter of 2015. Listed below are the reasons for denial.

REASON	JAN '15	FEB '15	MARCH '15
ALCOHOL VIOLATION	26	14	13
PROTECTIVE ORDER	6	3	2
WANTED PERSON	7	2	2
FIREARM OFFENSE	2	2	1
THREAT TO SELF/OTHERS	2	7	1
DOMESTIC VIOLENCE	7	9	4
MORAL TURPITUDE	9	10	8
CONTROLLED SUBSTANCE	9	1	2
FELONY	4	11	2
INSUFFICIENT FINGERPRINTS	0	0	1
OTHER	0	5	0
TOTAL	72	64	36

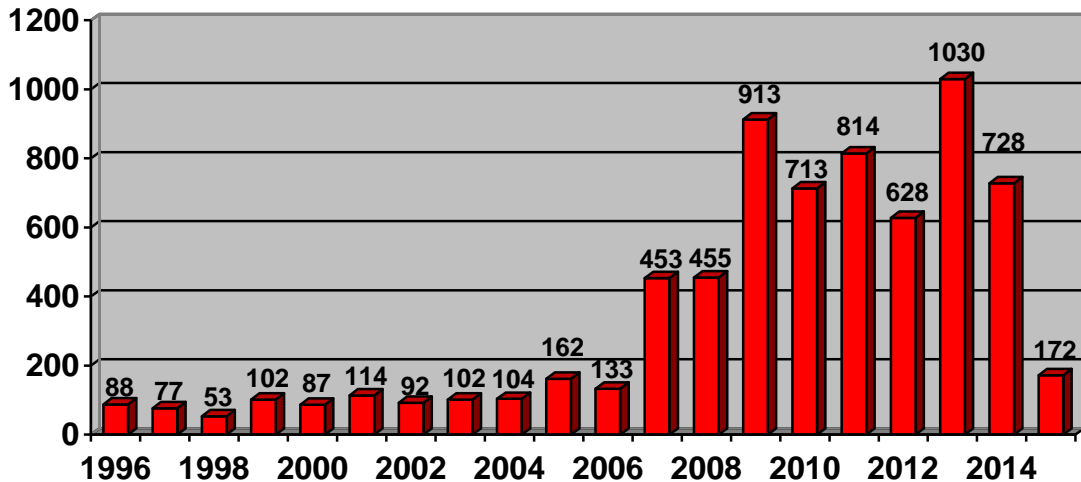
Felonies included:

Criminal Possession Control Substance
 Fraudulent Schemes
 Burglary
 Distribute Controlled Substance
 Forgery
 Conspiracy to Manufacture Meth

Theft by Receiving
 Deprive Custody Right of Another
 Grand Larceny
 Sex Assault
 Recklessly Endanger Safety
 DUI

*Some permit holders had multiple charges, however only the most serious charge is represented.

DENIALS



REVOCATIONS 1st QUARTER 2015

95 Concealed Carry Permits were revoked during the 1st quarter of 2015. Listed below are the reasons for revocation.

REASON	JAN '15	FEB '15	MARCH '15
ALCOHOL VIOLATION	9	7	2
PROTECTIVE ORDER	1	0	0
WANTED PERSON	0	0	0
FIREARM OFFENSE	0	1	0
THREAT TO SELF/OTHERS	1	0	0
DOMESTIC VIOLENCE	1	0	0
MORAL TURPITUDE	1	1	0
CONTROLLED SUBSTANCE	1	1	0
FELONY	6	1	1
INSUFFICIENT FINGERPRINTS	0	0	60
OTHER	0	1	0
TOTAL	20	12	63

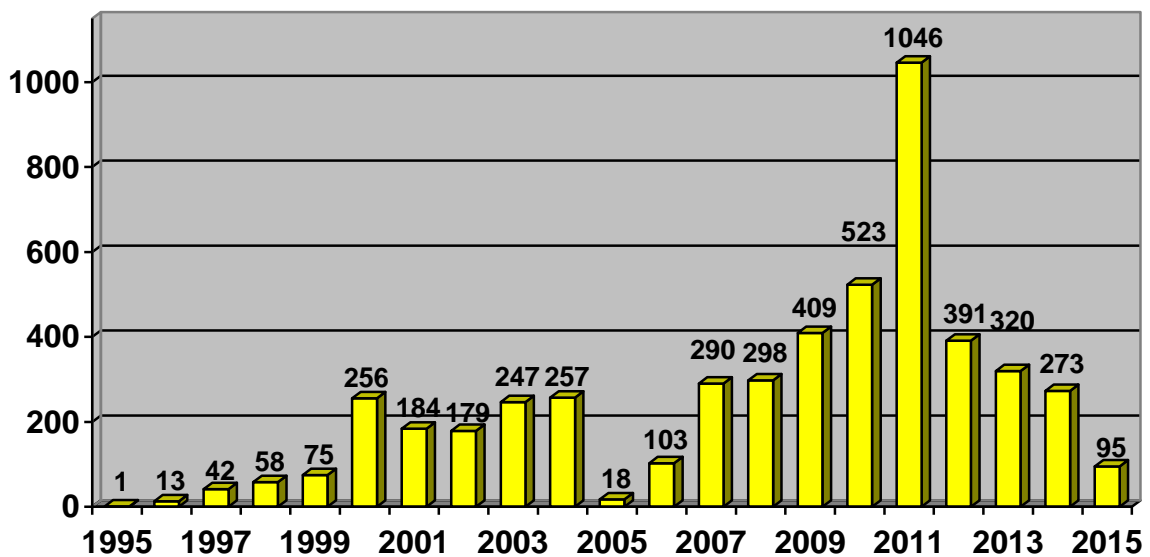
Felonies included:

DUI
 Distribution of Drugs
 Grand Theft
 Assault with Serious Bodily Injury

Criminal Mischief
 Larceny
 Burglary

*Some permit holders had multiple charges, however only the most serious charge is represented.

REVOCATIONS



SUSPENSIONS 1st QUARTER 2015

344 Concealed Carry Permits were suspended during the 1st quarter of 2015. Listed below are the reasons for suspension.

REASON	JAN '15	FEB '15	MARCH '15
ALCOHOL VIOLATION	7	5	5
PROTECTIVE ORDER	1	1	1
WANTED PERSON	0	1	0
FIREARM OFFENSE	0	1	0
THREAT TO SELF/OTHERS	3	3	0
DOMESTIC VIOLENCE	1	0	0
MORAL TURPITUDE	7	6	4
CONTROLLED SUBSTANCE	2	1	2
FELONY	6	4	4
INSUFFICIENT FINGERPRINTS	86	54	135
OTHER	0	0	4
TOTAL	113	76	155

Felonies included:

- | | |
|---|---|
| <ul style="list-style-type: none"> Impersonate Officer Embezzlement Aggravated Sexual Abuse Aggravated Assault Possession of Controlled Substance Assault on a Public Servant | <ul style="list-style-type: none"> Unlawful Use of a Weapon Obstruct Justice Fraud Attempted Murder Burglary Fraudulent Handling of Recordable Writings |
|---|---|

*Some permit holders had multiple charges, however only the most serious charge is represented.

SUSPENSIONS

