



**BUREAU OF CRIMINAL
IDENTIFICATION**

**FIREARM
STATISTICAL
REVIEW**

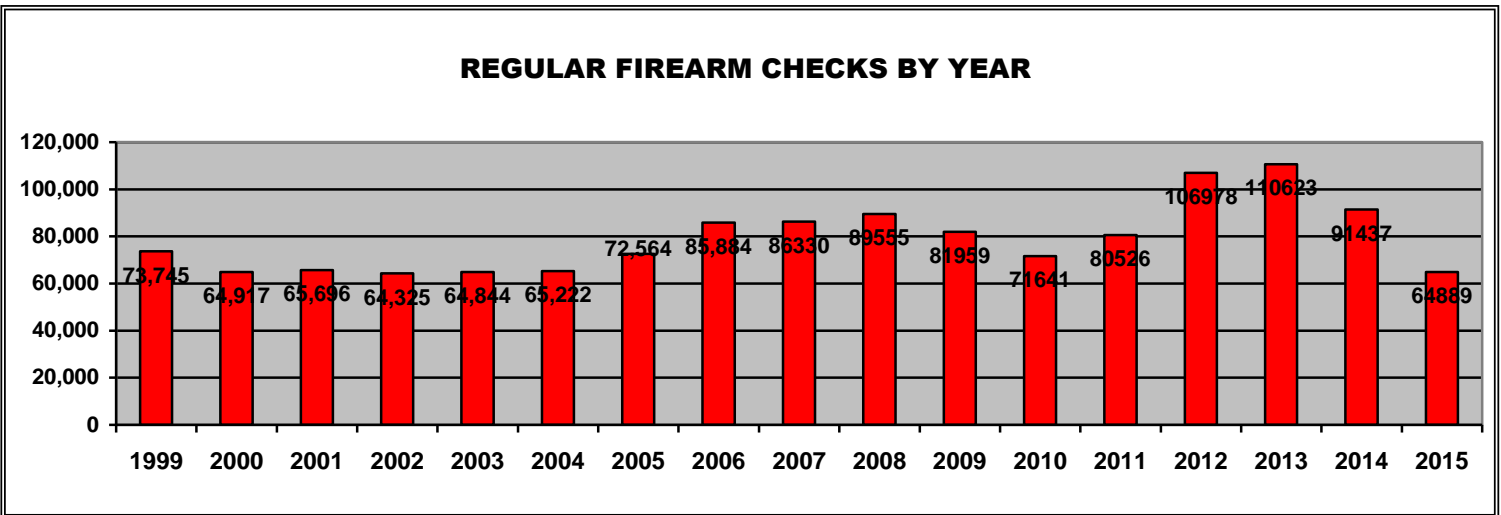
THIRD QUARTER 2015

Brady Monthly Totals (12 Months) REGULAR FIREARM CHECKS (Not Individual Sales)

Month	Total	Denials	Denial Reasons										Denial %
			WAR	Fel	State	D V	Drug	Ment	IA	P O	PF	DD	
Sep '15	7766	221	72	56	23	11	24	5	0	20	10	0	2.85%
Aug '15	7011	186	65	35	25	3	19	9	0	21	9	0	2.65%
Jul '15	6298	190	57	51	19	13	17	6	1	19	6	1	3.0%
Jun '15	6057	134	43	30	16	4	14	4	0	16	7	0	2.2%
May '15	6718	144	47	33	18	10	9	3	0	17	7	0	2.1%
Apr '15	6718	160	52	32	14	14	17	5	2	20	4	0	2.4%
Mar '15	8071	241	80	51	30	14	23	5	1	30	7	0	3.0%
Feb '15	9004	266	102	60	27	16	20	4	3	26	8	0	2.95%
Jan '15	7246	190	57	60	21	13	13	1	3	20	2	0	2.6%
Dec '14	13807	249	87	67	22	18	18	6	1	28	2	0	1.8%
Nov '14	10036	196	67	46	21	10	18	7	1	25	1	0	1.95%
Oct '14	7394	190	59	47	21	14	18	2	3	25	1	0	2.6%
TOTALS	96,126	2367	788	568	257	140	210	57	15	267	64	1	2.46%

* Note: WAR = Warrant, Fel = Felony, State = State Prohibitor, DV = Domestic Violence, Drug = Drug Prohibitor, Ment = Mental Defective, IA = Illegal Alien, P O = Protective Order, PF = Pending Felony, DD = Dishonorable Discharge

REGULAR FIREARM CHECKS BY YEAR



FIREARM CHECKS BY COUNTY

THIRD QUARTER 2015

There were 21,075 regular firearm requests to purchase or redeem weapons during the 3rd quarter of 2015. 597 requests were denied. The following tables reflect transfer requests by county, and the % of checks.

COUNTY	REQUESTS	PERCENT	COUNTY	REQUESTS	PERCENT
BEAVER	206	.98%	PIUTE	2	.01%
BOX ELDER	143	.68%	RICH	18	.09%
CACHE	915	4.34%	SALT LAKE	5835	27.69%
CARBON	213	1.01%	SAN JUAN	29	.14%
DAGGETT	0	0%	SANPETE	163	.77%
DAVIS	1242	5.89%	SEVIER	250	1.19%
DUCHESNE	292	1.39%	SUMMIT	97	.46%
EMERY	42	.20%	TOOELE	643	3.05%
GARFIELD	16	.08%	UINTAH	872	4.14%
GRAND	134	.64%	UTAH	4767	22.62%
IRON	706	3.35%	WASATCH	254	1.21%
JUAB	34	.16%	WASHINGTON	1646	7.81%
KANE	42	.20%	WAYNE	22	.10%
MILLARD	166	.79%	WEBER	2246	10.66%
MORGAN	80	.38%	TOTAL	21,075	100%

- All percentages rounded
- Recording process for counties corrected in October 2014

DENIALS

Month	Total	Denials	Denial Reasons										Denial %
			WAR	Fel	State	*D V	Drug	Ment	IA	*P O	PF	DD	
Sep '15	7766	221	72	56	23	11	24	5	0	20	10	0	2.85%
Aug '15	7011	186	65	35	25	3	19	9	0	21	9	0	2.65%
Jul '15	6298	190	57	51	19	13	17	6	1	19	6	1	3.0%

* Note: WAR = Warrant, Fel = Felony, State = State Prohibitor, DV = Domestic Violence, Drug = Drug Prohibitor, Ment = Mental Defective, IA = Illegal Alien, PO = Protective Order, PF = Pending Felony, DD = Dishonorable Discharge

1,899 Regular Firearm Requests were pawn redemptions, of which 182 (9.6%) were denied.
 19,176 Regular Firearm Requests were sales of new or used weapons, of which 415 (2.2%) were denied.

There were 18,577 requests for Concealed Firearm Permit Verifications for the 3rd Qtr. of 2015 for the purchase or redemption of firearms.

CONCEALED FIREARMS 3rd QUARTER 2015

OVERVIEW

623,969 Total Valid Permits as of September 30, 2015

415,329 Permit Holders are non-residents

208,640 Permit Holders are Utah residents

20,273 Permits Issued 3rd Quarter

10,078 Permits Renewed 3rd Quarter

280 Applications Denied 3rd Quarter

293 Permits Revoked 3rd Quarter

217 Permits Suspended 3rd Quarter

880 new concealed carry applications or concealed firearm permits were denied, revoked or suspended during the 3rd quarter of 2015. The applicant has the right to appeal to the Concealed Firearm Review Board, which will review the reason for denial. Approximately 15 revocation, denial, and suspension appeals are reviewed by the Concealed Firearm Review Board each quarter; the Board overturns approximately 1% after review.

A permit application may be denied for any of the following reasons:

1. Felony conviction
2. Convicted of an offense involving the use of alcohol
3. Convicted of a crime of violence
4. Convicted of any offenses involving controlled substance
5. Convicted of an offense of moral turpitude (fraud, theft, tax evasion, issuing bad checks, robbery, bribery, perjury, extortion, arson, criminal mischief, falsifying government records, forgery, receiving stolen property, burglary, vandalism, kidnapping)
6. Convicted of an offense involving domestic violence
7. Has been adjudicated as mentally incompetent
8. Is not qualified to purchase and possess a dangerous weapon or handgun pursuant to federal or Utah state law
9. Cause to believe applicant may be a danger to self or others by evidence including but not restricted to:
 - A. Past pattern of behavior involving unlawful violence or threats of unlawful violence
 - B. Past participation in incidents involving unlawful violence or threats of unlawful violence
 - C. Conviction of any offense in involving weapons violations
10. Submitting insufficient fingerprints for the Federal Bureau of Investigation to conduct a search of its files for criminal history information.

When assessing good character the bureau may consider mitigating circumstances. Mitigating circumstances may include length of time since an offense, number of offenses, and type of offenses.

DENIALS 3rd QUARTER 2015

280 Concealed Carry Permit applications were denied during the 3rd quarter of 2015. Listed below are the reasons for denial.

REASON	JULY '15	AUG '15	SEPT '15
ALCOHOL VIOLATION	29	20	17
PROTECTIVE ORDER	4	4	2
WANTED PERSON	8	6	8
FIREARM OFFENSE	1	1	1
THREAT TO SELF/OTHERS	2	3	8
DOMESTIC VIOLENCE	7	9	19
MORAL TURPITUDE	27	12	12
CONTROLLED SUBSTANCE	3	3	6
FELONY	20	11	17
INSUFFICIENT FINGERPRINTS	0	0	0
OTHER	6	8	6
TOTAL	107	77	96

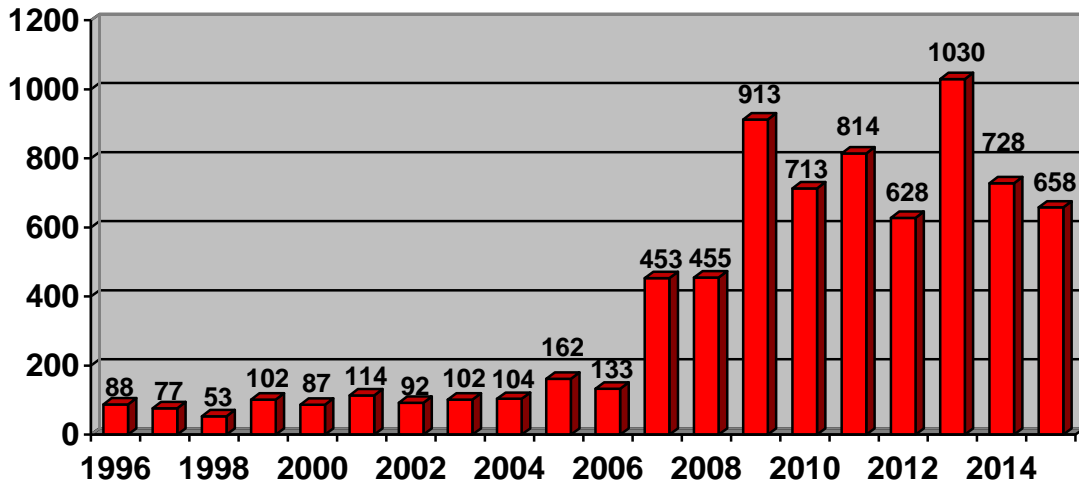
Felonies included:

Pornography/Harmful Material
 Driving Under the Influence
 Sex Abuse of a Minor
 Intimidation
 Burglary
 Robbery

Involuntary Manslaughter
 Not Sufficient Funds
 Theft of U.S. Mail
 Aggravated Assault
 Possession of Stolen Property
 Sexual Abuse of a Minor Under 14 Years

*Some permit holders had multiple charges, however only the most serious charge is represented.

DENIALS



REVOCATIONS 3rd QUARTER 2015

293 Concealed Carry Permits were revoked during the 3rd quarter of 2015. Listed below are the reasons for revocation.

REASON	JULY '15	AUG '15	SEPT '15
ALCOHOL VIOLATION	29	29	4
PROTECTIVE ORDER	1	1	0
WANTED PERSON	0	0	0
FIREARM OFFENSE	0	0	0
THREAT TO SELF/OTHERS	3	3	0
DOMESTIC VIOLENCE	1	1	0
MORAL TURPITUDE	6	6	3
CONTROLLED SUBSTANCE	2	2	0
FELONY	7	7	1
INSUFFICIENT FINGERPRINTS	41	41	105
OTHER	0	0	0
TOTAL	90	90	113

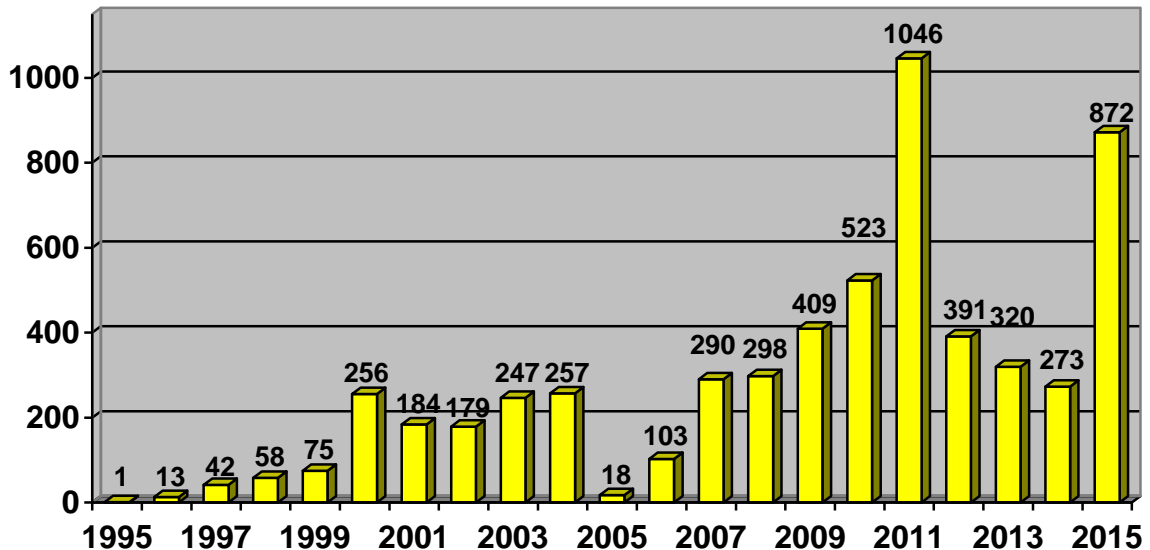
Felonies included:

Voyeurism
 Criminal Mischief
 Strangulation
 Theft
 Sex Exploitation of a Minor

Distribution of Pornography
 Driving While Intoxicated
 Possession of a Controlled Substance
 Aggravated Assault
 Assault with Serious Physical Injury

*Some permit holders had multiple charges, however only the most serious charge is represented.

REVOCATIONS



SUSPENSIONS 3rd QUARTER 2015

217 Concealed Carry Permits were suspended during the 3rd quarter of 2015. Listed below are the reasons for suspension.

REASON	JULY '15	AUG '15	SEPT '15
ALCOHOL VIOLATION	24	14	2
PROTECTIVE ORDER	2	0	1
WANTED PERSON	10	15	5
FIREARM OFFENSE	3	0	0
THREAT TO SELF/OTHERS	4	3	0
DOMESTIC VIOLENCE	0	1	0
MORAL TURPITUDE	3	8	1
CONTROLLED SUBSTANCE	1	0	1
FELONY	9	12	7
INSUFFICIENT FINGERPRINTS	28	51	6
OTHER	0	6	0
TOTAL	84	110	23

Felonies included:

- | | |
|---|---|
| <ul style="list-style-type: none"> Sodomy on a Child Burglary Misuse of Public Funds Burglary of a Dwelling Domestic Battery Possession of Controlled Substance | <ul style="list-style-type: none"> Inflict Corporal Injury to Spouse Theft by Deception Criminal Mischief Aggravated Sex Abuse of a Child Improper Handling of a Firearm Unlawful Sexual Conduct with a Minor |
|---|---|

*Some permit holders had multiple charges, however only the most serious charge is represented.

SUSPENSIONS

