



BUREAU OF CRIMINAL  
IDENTIFICATION

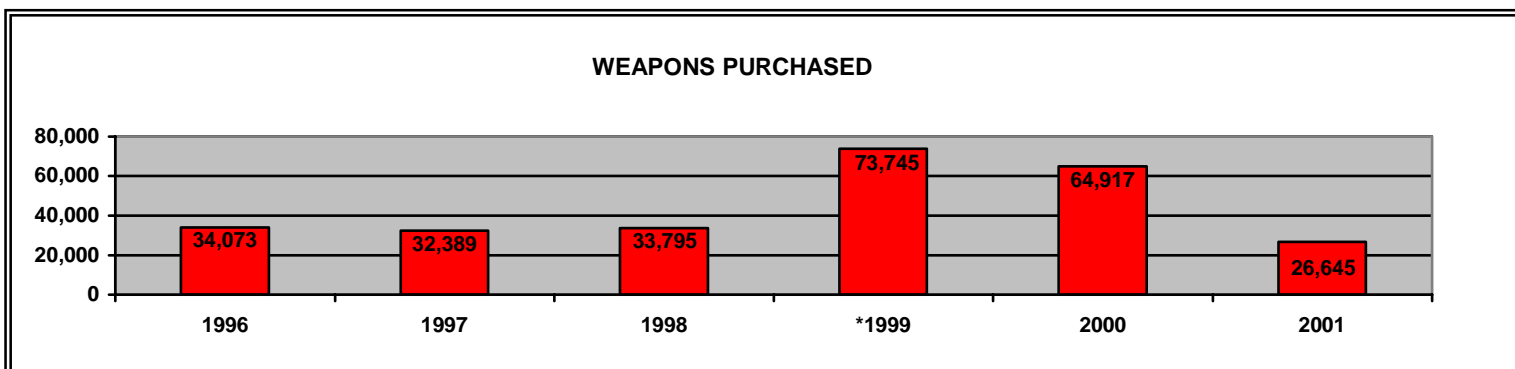
# FIREARMS STATISTICAL REVIEW

SECOND QUARTER 2001

## Monthly Totals (12 Months)

Month	Total	Denials	Denial Reasons				Denial %
			Warrant	Record	*D V	*P O	
DEC '00	10,121	247	66	102	41	38	2.4%
NOV '00	5,670	181	50	67	33	31	3.2%
OCT '00	6,256	242	71	92	37	42	3.9%
SEP '00	6,805	279	82	116	50	31	4.1%
AUG '00	4,938	195	30	93	47	25	4.0%
JUL '00	3,817	106	23	52	13	18	2.8%
JUN '01	3,928	109	29	45	21	14	2.7%
MAY '01	3,728	102	25	46	22	9	2.7%
APR '01	4,523	135	32	54	25	24	3.0%
MAR '01	5,076	141	49	43	30	19	2.8%
FEB '01	5,140	174	52	57	40	25	3.4%
JAN '01	4,250	151	41	64	24	22	3.6%
<b>TOTALS</b>	<b>64,252</b>	<b>2,062</b>	<b>550</b>	<b>831</b>	<b>383</b>	<b>298</b>	<b>3.2%</b>

\* Note D V = Domestic Violence P O = Protective Order



\*The dramatic increase in weapon purchases in 1999 can be attributed to the federal statute requiring background checks on long guns, (rifle and shotguns), being implemented in November 1998.

There were 12,179 requests to purchase weapons during the second quarter of 2001. 346 requests were denied. The tables below reflect transfer requests by county, and the reason purchases were denied.

## FIREARMS TRANSFERS BY COUNTY

COUNTY	REQUESTS	PERCENT	COUNTY	REQUESTS	PERCENT
BEAVER	122	1.0%	PIUTE	0	0.0%
BOX ELDER	53	0.5%	RICH	2	0.0%
CACHE	592	4.9%	SALT LAKE	3,861	31.7%
CARBON	165	1.4%	SAN JUAN	5	0.0%
DAGGETT	0	0.0%	SANPETE	88	0.7%
DAVIS	363	3.0%	SEVIER	199	1.6%
DUCHESNE	26	0.2%	SUMMIT	43	0.3%
EMERY	58	0.5%	TOOELE	277	2.2%
GARFIELD	5	0.0%	UINTAH	588	4.8%
GRAND	73	0.6%	UTAH	2,038	16.7%
IRON	368	3.0%	WASATCH	3	0.0%
JUAB	27	0.2%	WASHINGTON	835	6.9%
KANE	37	0.3%	WAYNE	6	0.0%
MILLARD	131	1.1%	WEBER	2,190	18%
MORGAN	24	0.2%	<b>TOTAL</b>	<b>12,179</b>	

## DENIALS

MONTH	TOTAL	DENIALS	DENIAL REASONS				DENIAL %
			WARRANT	RECORD	*D.V.	*P.O.	
JUN '01	3,928	109	29	45	21	14	2.7%
MAY '01	3,728	102	25	46	22	9	2.7%
APR '01	4,523	135	32	54	25	24	3.0%
<b>TOTAL</b>	<b>12,179</b>	<b>346</b>	<b>86</b>	<b>145</b>	<b>68</b>	<b>47</b>	<b>2.8%</b>

\*D.V.= DOMESTIC VIOLENCE \*P.O. = PROTECTIVE ORDER

1,342 Requests were pawn redemption's, of which 73 were denied.  
10,837 were sales of new or used weapons, of which 273 were denied.

## CONCEALED WEAPONS 2<sup>nd</sup> QUARTER 2001

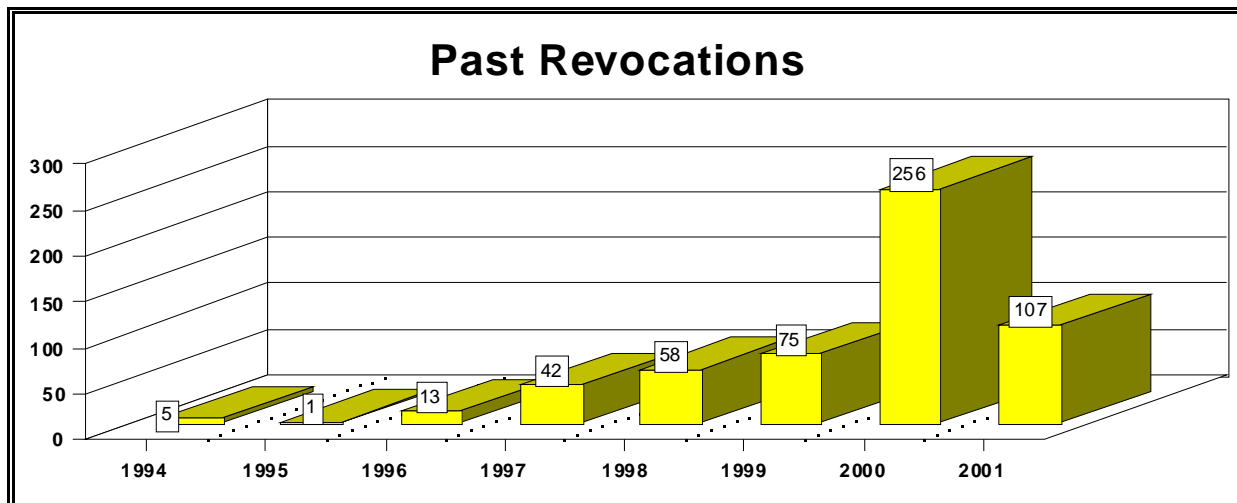
<b>OVERVIEW</b>
40,363 Total Valid Permits as of June 30, 2001
2,562 Permits Issued 2 <sup>nd</sup> Quarter
38 Permits Revoked 2 <sup>nd</sup> Quarter

38 Concealed Carry Permits were revoked during the 2<sup>nd</sup> quarter of 2001. Listed below are the reasons for revocations.

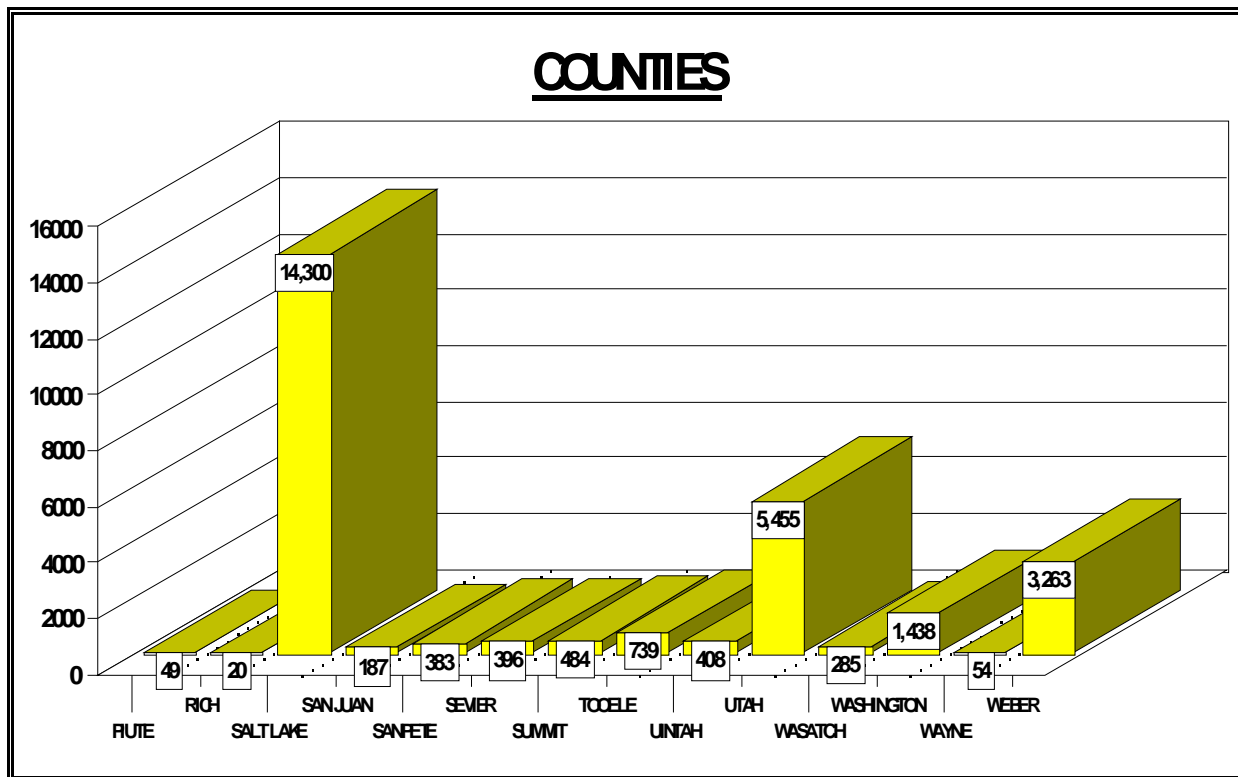
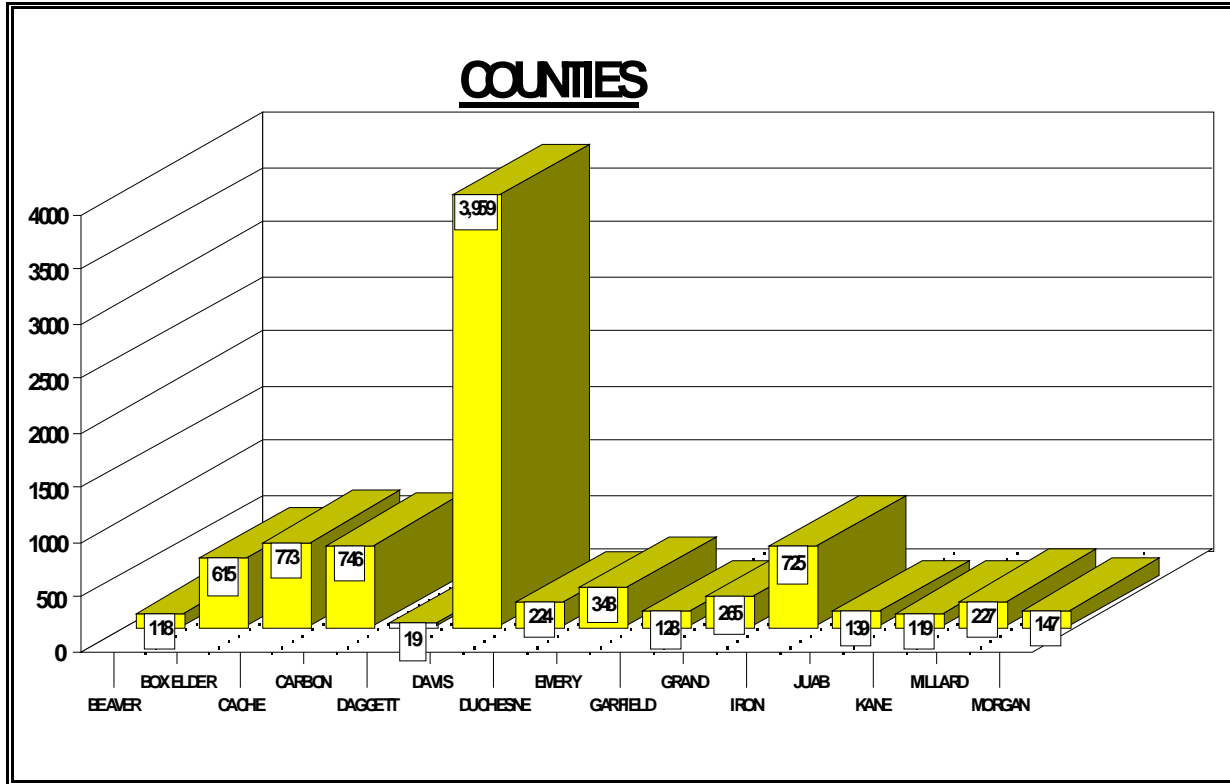
### REASONS FOR REVOCATION

REASON	APR	MAY	JUN
ALCOHOL VIOLATION	0	5	11
PROTECTIVE ORDER	0	3	1
FELONY	0	1	1
FIREARM OFFENSE	0	4	0
THREAT TO SELF OR OTHERS	0	1	1
DOMESTIC VIOLENCE	0	1	2
MORAL TURPITUDE	1	3	1
CONTROLLED SUBSTANCE	0	0	0
WANTED FUGITIVE	0	1	1
<b>TOTAL</b>	<b>1</b>	<b>19</b>	<b>18</b>

\*In February of 2000, BCI implemented a new procedure which runs daily background checks on concealed permit holders. Revocations increased by 241.3%.



# CONCEALED PERMIT DISTRIBUTION BY COUNTY



# CONCEALED PERMIT STATISTICS

- 35.8% of total permits are located in Salt Lake County
  - 13.6% of total permits are located in Utah County
  - 10% of total permits are located in Davis County
  - 8.2% of total permits are located in Weber County
  - 22.5% of total permits are located in counties off the Wasatch front
  - 10% of total permits are held by non-residents
- \*All percentages rounded

29 new concealed carry applications were denied during the 1st quarter of 2001. The applicant has the right to appeal, and have the Concealed Permit Board review the reason denial was made. Each quarter approximately 20 revocation and denial appeals are reviewed by the Concealed Permit Board. The Board overturns approximately 1% after review.

A permit application may be denied for any of the following reasons:

1. Felony conviction
2. Convicted of an offense involving the use of Alcohol
3. Convicted of a Crime of Violence
4. Convicted of any offenses involving Controlled Substance
5. Convicted of an offense of Moral Turpitude (Fraud, Theft, Shoplifting, etc.)
6. Convicted of an offense involving Domestic Violence
7. Has been adjudicated as Mentally Incompetent
8. Is qualified to purchase and possess a dangerous weapon or handgun pursuant to federal law
9. Cause to believe applicant may be a danger to self or others by evidence including but not restricted to:
  - A. Past pattern of behavior involving unlawful violence or threats of unlawful violence
  - B. Past participation in incidents involving unlawful violence or threats of unlawful violence
  - C. Conviction of any offense in involving weapons violations

When assessing good character the bureau may consider mitigating circumstances. Mitigating circumstances may include length of time since an offense, number of offenses, and type of offenses.

