



BUREAU OF CRIMINAL
IDENTIFICATION

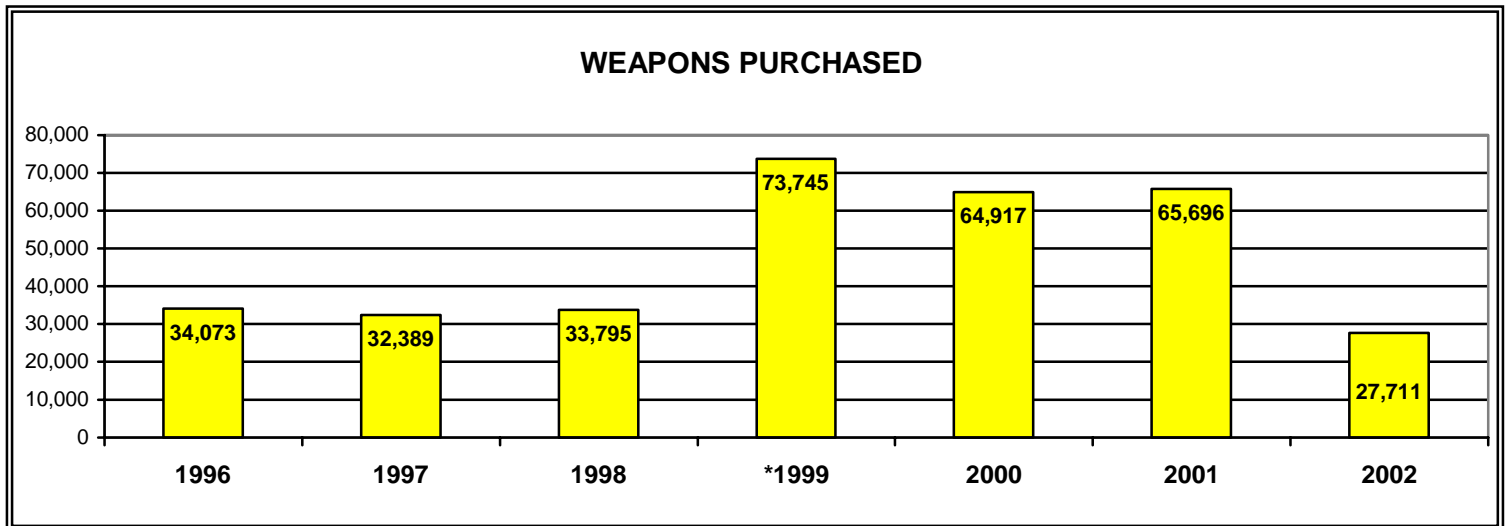
FIREARMS STATISTICAL REVIEW

SECOND QUARTER 2002

Monthly Totals (12 Months)

Month	Total	Denials	Denial Reasons				Denial %
			Warrant	Record	*D V	*P O	
JUN '02	3,908	98	24	51	15	8	2.5%
MAY '02	4,557	81	19	26	19	17	1.7%
APR '02	4,625	117	31	42	22	22	2.5%
MAR '02	5,186	125	39	42	25	19	2.4%
FEB '02	4,738	145	42	53	27	23	3.1%
JAN '02	4,697	118	30	49	20	19	2.5%
DEC '01	9,728	173	45	65	35	28	1.8%
NOV '01	6,691	166	46	67	38	15	2.5%
OCT '01	7,283	191	47	75	36	33	2.6%
SEP '01	6,931	220	50	86	48	36	3.2%
AUG '01	4,849	146	45	53	32	16	3.0%
JUL '01	3,569	122	36	43	26	17	3.4%
TOTALS	66,762	1,702	454	652	343	253	2.5%

* Note D V = Domestic Violence P O = Protective Order



*The dramatic increase in weapon purchases in 1999 can be attributed to the federal statute requiring background checks on long guns, (rifle and shotguns), being implemented in November 1998.

FIREARMS TRANSFERS BY COUNTY

SECOND QUARTER 2002

There were 13,090 requests to purchase weapons during the second quarter of 2002. 296 requests were denied. The following tables reflect transfer requests by county, and the reason purchases were denied.

COUNTY	REQUESTS	PERCENT	COUNTY	REQUESTS	PERCENT
BEAVER	124	.9%	PIUTE	0	0
BOX ELDER	75	.6%	RICH	0	0%
CACHE	598	4.6%	SALT LAKE	4,709	36%
CARBON	159	1.2%	SAN JUAN	5	.03%
DAGGETT	0	0	SANPETE	88	.7%
DAVIS	377	2.9%	SEVIER	231	1.8%
DUCHESNE	40	.3%	SUMMIT	32	.2%
EMERY	48	.4%	TOOELE	302	2.3%
GARFIELD	9	.06%	UINTAH	608	4.6%
GRAND	72	.5%	UTAH	2,079	15.9%
IRON	373	2.8%	WASATCH	3	.02%
JUAB	27	.2%	WASHINGTON	902	6.9%
KANE	50	.4%	WAYNE	3	.02%
MILLARD	165	1.3%	WEBER	1,999	15.3%
MORGAN	24	.2%	TOTAL	13,090	

DENIALS

MONTH	TOTAL	DENIALS	DENIAL REASONS				DENIAL %
			WARRANT	RECORD	*D.V.	*P.O.	
APR '02	4,625	117	31	42	22	22	2.5%
MAY '02	4,557	81	19	26	19	17	1.7%
JUN '02	3,908	98	24	51	15	8	2.5%
TOTAL	13,090	296	74	119	56	47	2.3%

*D.V.= DOMESTIC VIOLENCE CONVICTION *P.O. = PROTECTIVE ORDER

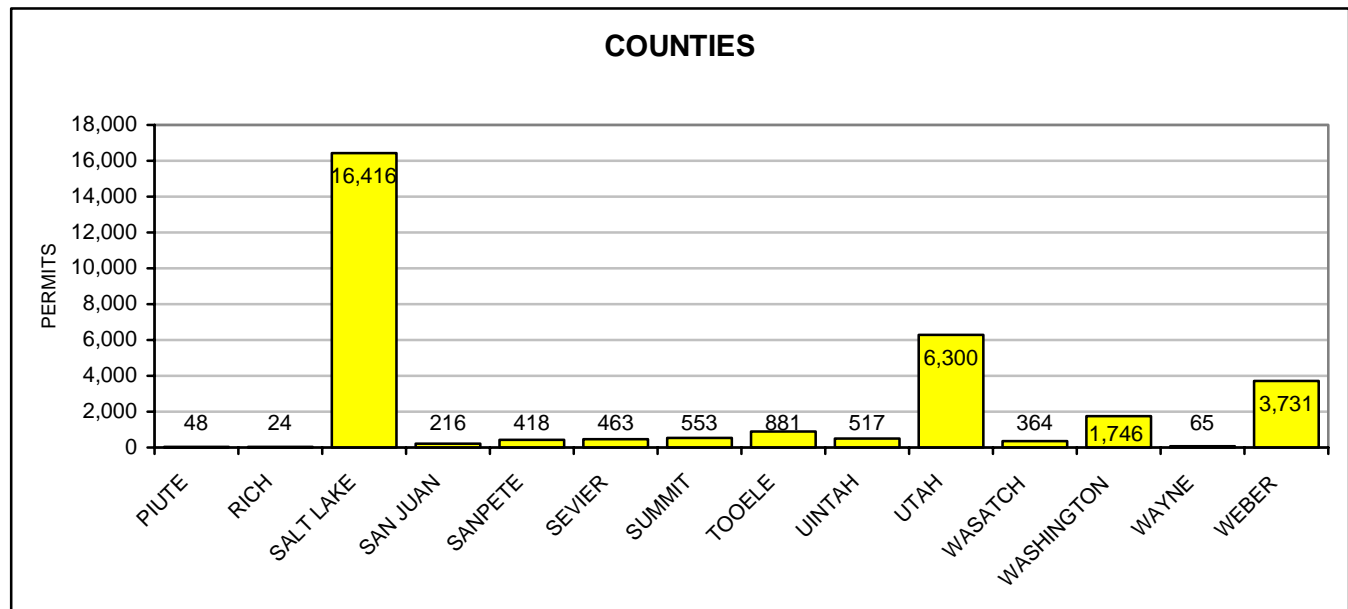
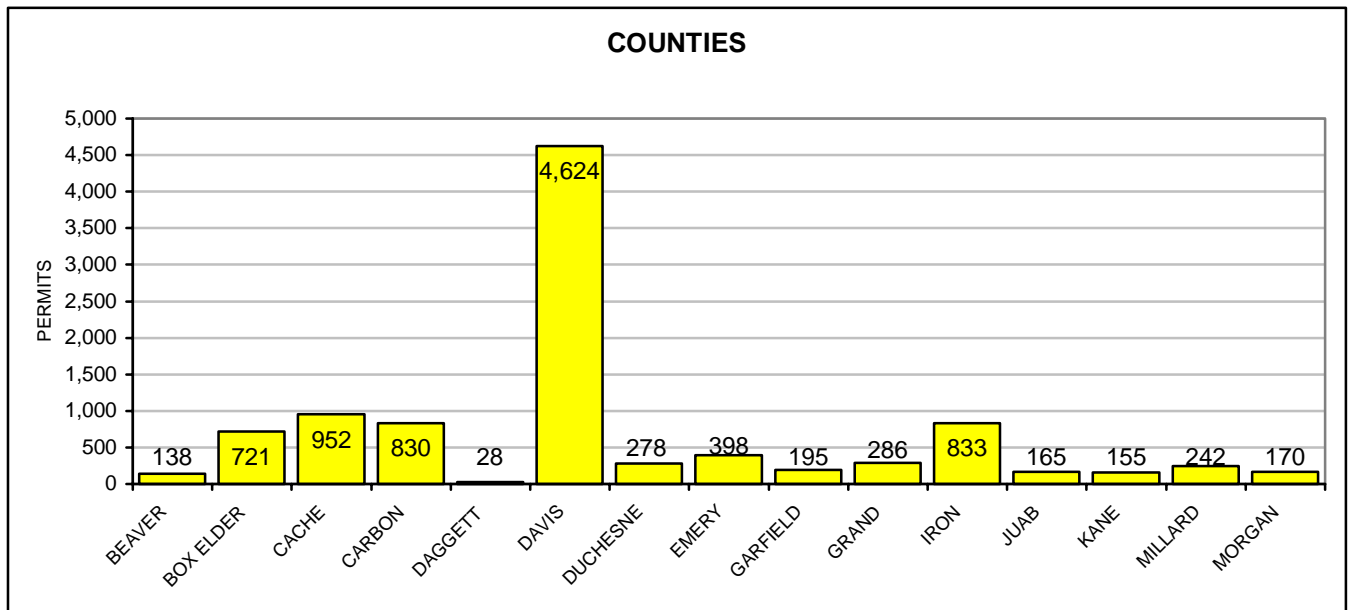
1,336 requests were pawn redemptions, of which 58 were denied.
 11,754 were sales of new or used weapons, of which 238 were denied.

CONCEALED WEAPONS 2nd QUARTER 2002

OVERVIEW

48,674 total valid permits as of June 30, 2002
 1,779 permits issued 2nd Quarter
 45 permits revoked 2nd Quarter

CONCEALED PERMIT DISTRIBUTION BY COUNTY



CONCEALED PERMIT STATISTICS

- 33.7% of total permits are located in Salt Lake County
- 13.0% of total permits are located in Utah County
- 9.5% of total permits are located in Davis County
- 7.7% of total permits are located in Weber County
- 22.9% of total permits are located in counties off the Wasatch front
- 13.6% of total permits are held by non-residents

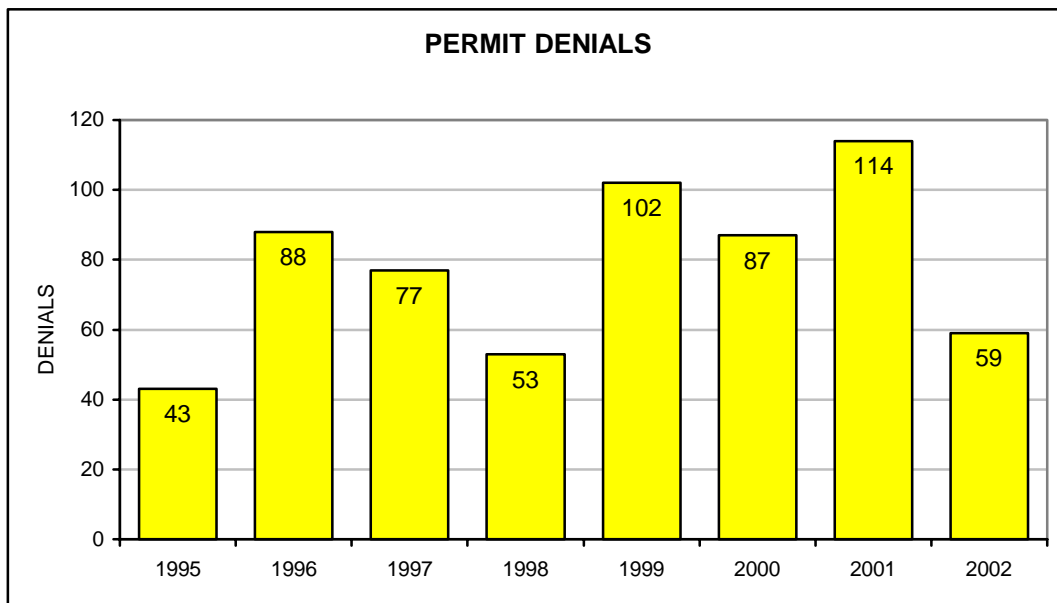
*All percentages rounded

22 new concealed carry applications were denied during the 2nd quarter of 2002. The applicant has the right to appeal to the Concealed Permit Board which will review the reason the denial was made. Each quarter approximately 20 revocation and denial appeals are reviewed by the Concealed Permit Board. The Board overturns approximately 1% after review.

A permit application may be denied for any of the following reasons:

1. Felony conviction
2. Convicted of an offense involving the use of Alcohol
3. Convicted of a Crime of Violence
4. Convicted of any offenses involving Controlled Substance
5. Convicted of an offense of Moral Turpitude (Fraud, Theft, Shoplifting, etc.)
6. Convicted of an offense involving Domestic Violence
7. Has been adjudicated as Mentally Incompetent
8. Is not qualified to purchase and possess a dangerous weapon or handgun pursuant to federal law
9. Cause to believe applicant may be a danger to self or others by evidence including but not restricted to:
 - A. Past pattern of behavior involving unlawful violence or threats of unlawful violence
 - B. Past participation in incidents involving unlawful violence or threats of unlawful violence
 - C. Conviction of any offense in involving weapons violations

When assessing good character the bureau may consider mitigating circumstances. Mitigating circumstances may include length of time since an offense, number of offenses, and type of offenses.



REVOCATIONS 2ND QUARTER 2002

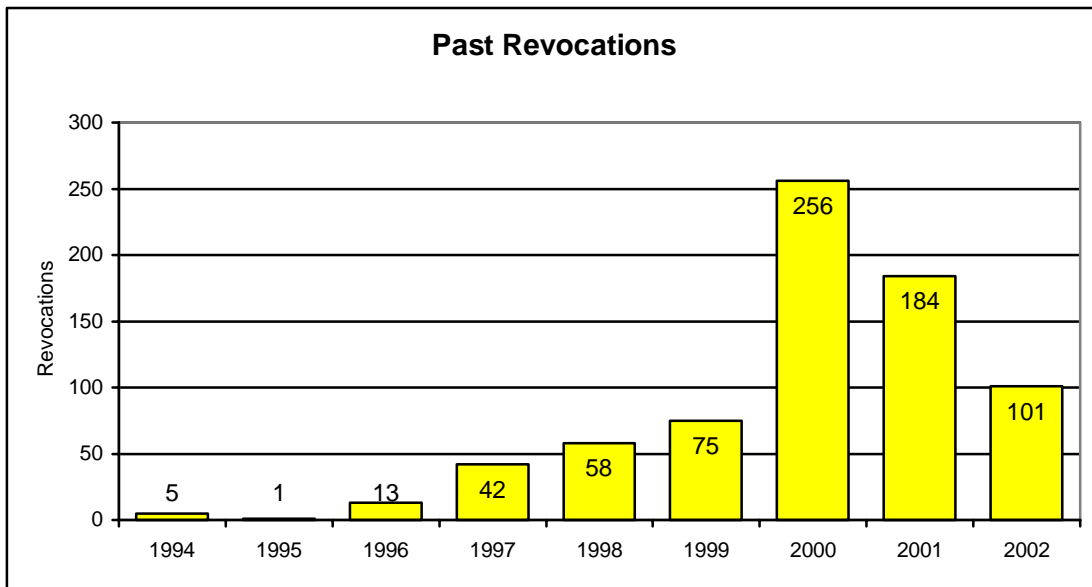
45 Concealed Carry Permits were revoked during the 2nd quarter of 2002. Listed below are the reasons for revocation.

REASON	APR '02	MAY '02	JUN '02
ALCOHOL VIOLATION	8	4	2
PROTECTIVE ORDER	3	1	1
WANTED PERSON	2	0	0
FIREARM OFFENSE	1	0	0
THREAT TO SELF/OTHERS	1	1	1
DOMESTIC VIOLENCE	2	2	0
MORAL TURPITUDE	4	0	2
CONTROLLED SUBSTANCE	1	1	0
FELONY	4	1	3
TOTAL	26	10	9

Felonies included:

Homicide
 Attempted Homicide
 Forged Prescription
 Possession of Controlled Substance
 Rape of Child
 Communications Fraud
 Fraud
 Aggravated Assault.

* Some permit holders had multiple charges, however only the most serious charge was counted.



*In February of 2000, BCI implemented a new program to ensure the integrity of the Utah Concealed Carry Permit by checking arrest records on a daily basis, this accounts for the dramatic 241.3% increase seen in 2000.