



BUREAU OF CRIMINAL
IDENTIFICATION

FIREARMS STATISTICAL REVIEW

FOURTH QUARTER 2002

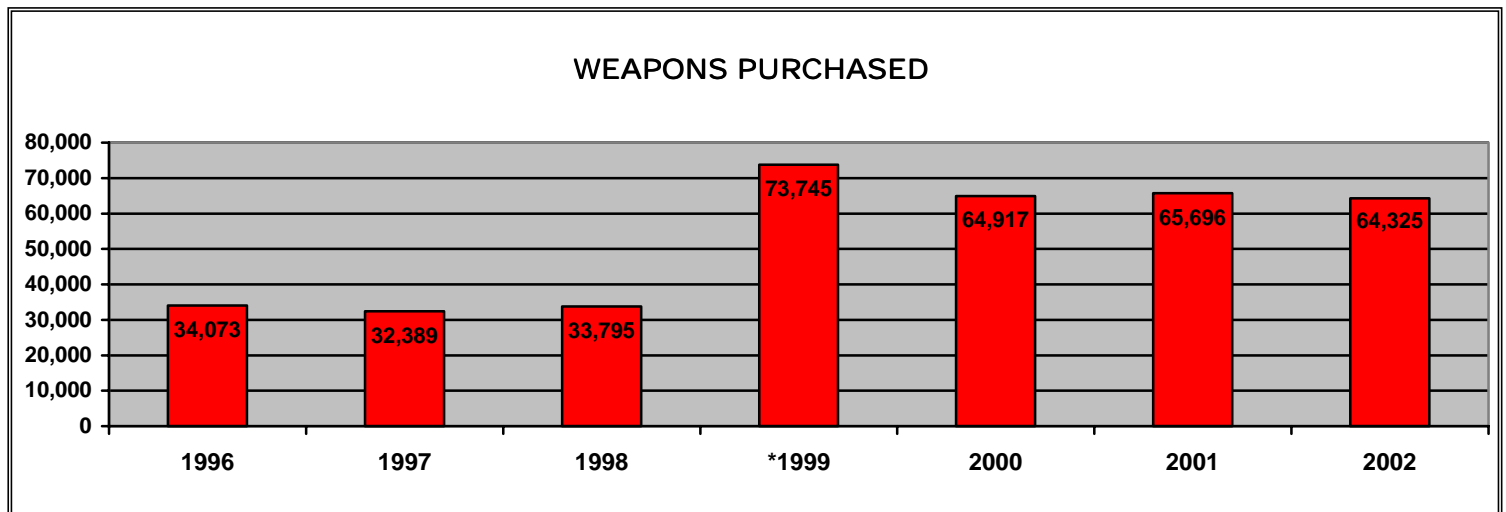


Monthly Totals (12 Months)

| Month | Total | Denials | Denial Reasons | | | | | Denial % |
|---------------|---------------|--------------|----------------|------------|------------|------------|-----------|-------------|
| | | | WARRANT | RECORD | *D V | *P O | *OTHER | |
| DEC '02 | 9,891 | 176 | 62 | 43 | 23 | 45 | 3 | 1.7% |
| NOV '02 | 6,304 | 136 | 34 | 49 | 23 | 26 | 4 | 2.2% |
| OCT '02 | 6,107 | 125 | 34 | 47 | 25 | 16 | 3 | 2.0% |
| SEP '02 | 5,745 | 122 | 44 | 40 | 19 | 16 | 3 | 2.1% |
| AUG '02 | 4,800 | 116 | 36 | 39 | 21 | 20 | 0 | 2.4% |
| JUL '02 | 3,767 | 98 | 28 | 29 | 22 | 18 | 1 | 2.6% |
| JUN '02 | 3,908 | 98 | 24 | 49 | 15 | 8 | 2 | 2.5% |
| MAY '02 | 4,557 | 81 | 19 | 22 | 19 | 17 | 4 | 1.8% |
| APR '02 | 4,625 | 117 | 31 | 39 | 22 | 22 | 3 | 2.5% |
| MAR '02 | 5,186 | 125 | 36 | 42 | 25 | 19 | 3 | 2.4% |
| FEB '02 | 4,738 | 145 | 42 | 53 | 27 | 23 | 0 | 3.1% |
| JAN '02 | 4,697 | 118 | 30 | 49 | 20 | 19 | 0 | 2.5% |
| TOTALS | 64,325 | 1,457 | 420 | 501 | 261 | 249 | 26 | 2.3% |

* Note D V = Domestic Violence P O = Protective Order

* OTHER = Drug addiction, Mental Incompetent, Illegal Alien, Renounce Citizenship, Dishonorable Discharge, National Instant Check Denial



*The dramatic increase in weapon purchases in 1999 can be attributed to the federal statute requiring background checks on long guns, (rifle and shotguns), being implemented in November 1998.

FIREARMS TRANSFERS BY COUNTY

FOURTH QUARTER 2002

There were 22,302 requests to purchase weapons during the 4TH quarter of 2002. 437 requests were denied. The following tables reflect transfer requests by county, and the reason purchases were denied.

| COUNTY | REQUESTS | PERCENT | COUNTY | REQUESTS | PERCENT |
|-----------|----------|---------|--------------|---------------|---------|
| BEAVER | 236 | 1.0% | PIUTE | 0 | 0% |
| BOX ELDER | 84 | .4% | RICH | 1 | 0% |
| CACHE | 1,120 | 5.0% | SALT LAKE | 6,080 | 27.3% |
| CARBON | 370 | 1.7% | SAN JUAN | 18 | .08% |
| DAGGETT | 0 | 0% | SANPETE | 113 | .5% |
| DAVIS | 687 | 3.1% | SEVIER | 425 | 1.9% |
| DUCHESNE | 48 | .2% | SUMMIT | 69 | .3% |
| EMERY | 77 | .3% | TOOELE | 599 | 2.7% |
| GARFIELD | 8 | .03% | UINTAH | 1,154 | 5.2% |
| GRAND | 85 | .4% | UTAH | 4,138 | 18.6% |
| IRON | 933 | 4.2% | WASATCH | 7 | .03% |
| JUAB | 61 | .3% | WASHINGTON | 1,408 | 6.3% |
| KANE | 54 | .2% | WAYNE | 2 | .0% |
| MILLARD | 226 | 1.0% | WEBER | 3,716 | 16.7% |
| MORGAN | 33 | .1% | TOTAL | 22,302 | |

*550 did not list a county

DENIALS

| Month | Total | Denials | Denial Reasons | | | | | Denial % |
|---------------|---------------|------------|----------------|------------|-----------|-----------|-----------|-------------|
| | | | WARRANT | RECORD | *D V | *P O | *OTHER | |
| DEC '02 | 9,891 | 176 | 62 | 43 | 23 | 45 | 3 | 1.8% |
| NOV '02 | 6,304 | 136 | 34 | 49 | 23 | 26 | 4 | 2.2% |
| OCT '02 | 6,107 | 125 | 34 | 47 | 25 | 16 | 3 | 2.0% |
| TOTALS | 22,302 | 437 | 130 | 139 | 71 | 87 | 10 | 2.0% |

*D.V. = Domestic Violence Conviction *P.O. = Protective Order

* OTHER = Drug addiction, Mental Incompetent, Illegal Alien, Renounce Citizenship, Dishonorable Discharge, National Instant Check Denial

1,394 Requests were pawn redemption's, of which 51 were denied.
20,908 were sales of new or used weapons, of which 386 were denied.

CONCEALED WEAPONS 4TH QUARTER 2002

OVERVIEW

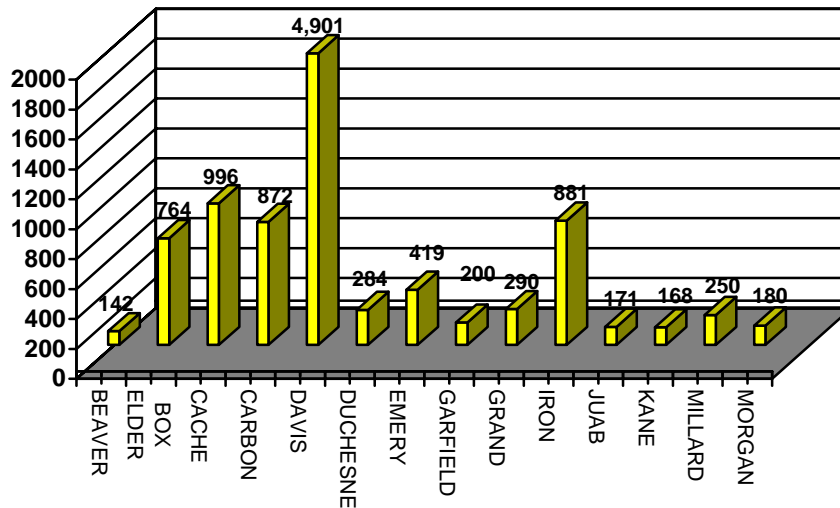
51,564 Total Valid Permits as of Dec 31, 2002

1,642 Permits Issued 4th Quarter

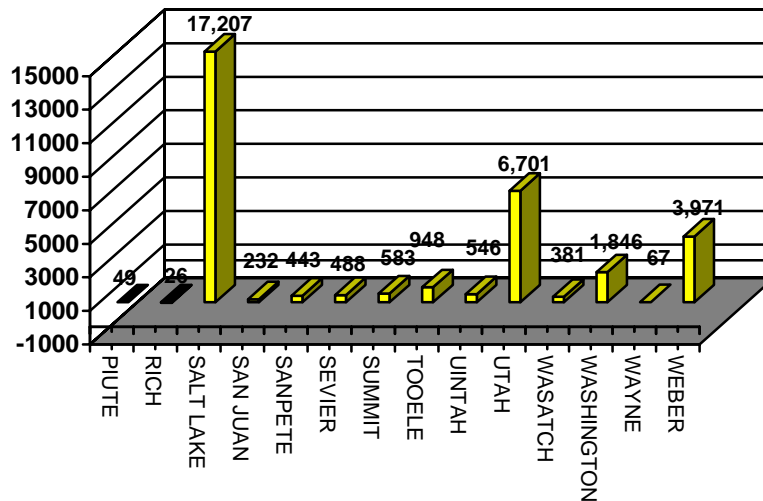
27 Permits Revoked 4th Quarter

CONCEALED PERMIT DISTRIBUTION BY COUNTY

COUNTIES



COUNTIES



CONCEALED PERMIT STATISTICS

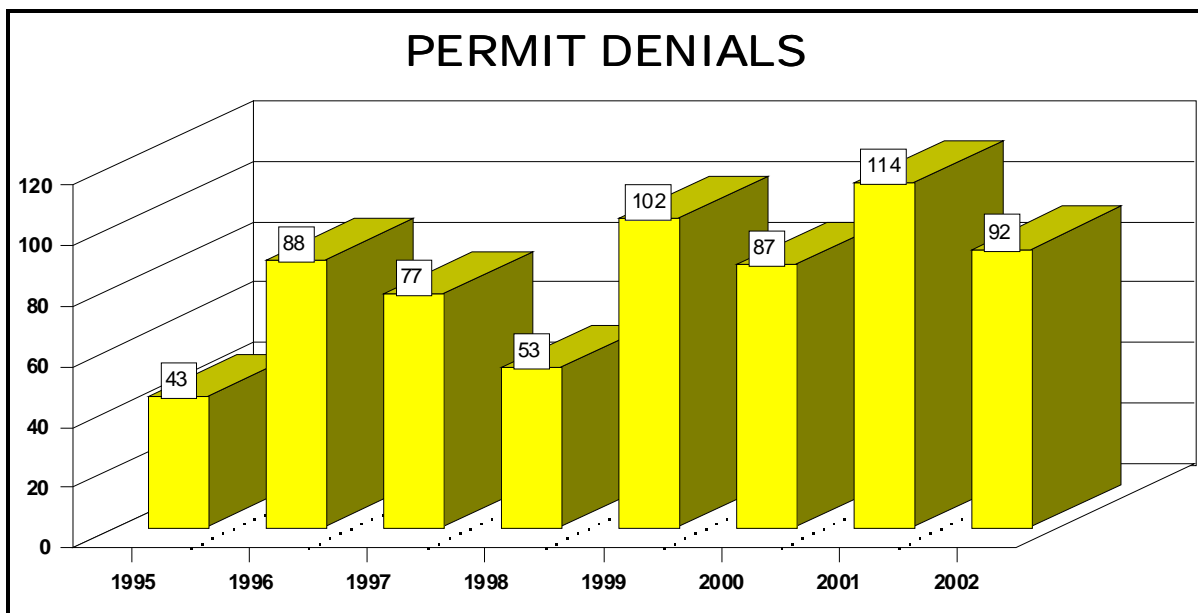
- 33.4% of total permits are located in Salt Lake County
 - 13.0% of total permits are located in Utah County
 - 9.5% of total permits are located in Davis County
 - 7.7% of total permits are located in Weber County
 - 22.7% of total permits are located in counties off the Wasatch front
 - 14.4% of total permits are held by non-residents
- *All percentages rounded

21 new concealed carry applications were denied during the 4th quarter of 2002. The applicant has the right to appeal to the Concealed Permit Board, which will review the reason for denial. Approximately 20 revocation and denial appeals are reviewed by the Concealed Permit Board each quarter, the Board overturns approximately 1% after review.

A permit application may be denied for any of the following reasons:

1. Felony conviction
2. Convicted of an offense involving the use of Alcohol
3. Convicted of a Crime of Violence
4. Convicted of any offenses involving Controlled Substance
5. Convicted of an offense of Moral Turpitude (Fraud, Theft, Shoplifting, etc.)
6. Convicted of an offense involving Domestic Violence
7. Has been adjudicated as Mentally Incompetent
8. Is not qualified to purchase and possess a dangerous weapon or handgun pursuant to federal law
9. Cause to believe applicant may be a danger to self or others by evidence including but not restricted to:
 - A. Past pattern of behavior involving unlawful violence or threats of unlawful violence
 - B. Past participation in incidents involving unlawful violence or threats of unlawful violence
 - C. Conviction of any offense in involving weapons violations
10. Not qualified to purchase and possess a dangerous weapon under federal law.

When assessing good character the bureau may consider mitigating circumstances. Mitigating circumstances may include length of time since an offense, number of offenses, and type of offenses.



REVOCATIONS 4th QUARTER 2002

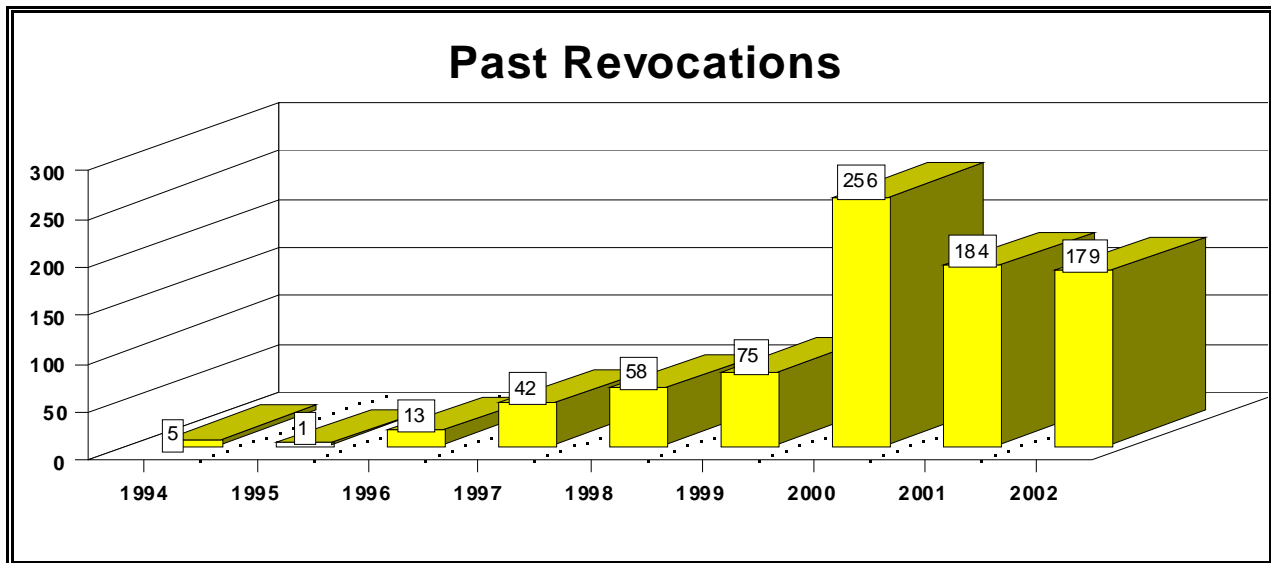
27 Concealed Carry Permits were revoked during the 4th quarter of 2002. Listed below are the reasons for revocation.

| REASON | OCT '02 | NOV '02 | DEC '02 |
|-----------------------|----------|----------|-----------|
| ALCOHOL VIOLATION | 0 | 0 | 0 |
| PROTECTIVE ORDER | 3 | 0 | 5 |
| WANTED PERSON | 2 | 0 | 3 |
| FIREARM OFFENSE | 1 | 0 | 1 |
| THREAT TO SELF/OTHERS | 0 | 0 | 0 |
| DOMESTIC VIOLENCE | 2 | 1 | 1 |
| MORAL TURPITUDE | 0 | 3 | 0 |
| CONTROLLED SUBSTANCE | 0 | 1 | 1 |
| FELONY | 1 | 1 | 1 |
| TOTAL | 9 | 6 | 12 |

Felonies included:

- Theft
- Drugs
- Aggravated Sex Abuse of Child

*Some permit holders had multiple charges, however only the most serious charge is represented.



*In February of 2000, BCI implemented a new program to ensure the integrity of the Utah Concealed Carry Permit by checking arrest records on a daily basis, this accounts for the dramatic 241.3% increase seen in 2000.