



BUREAU OF CRIMINAL  
IDENTIFICATION

# FIREARMS STATISTICAL REVIEW

SECOND QUARTER 2003



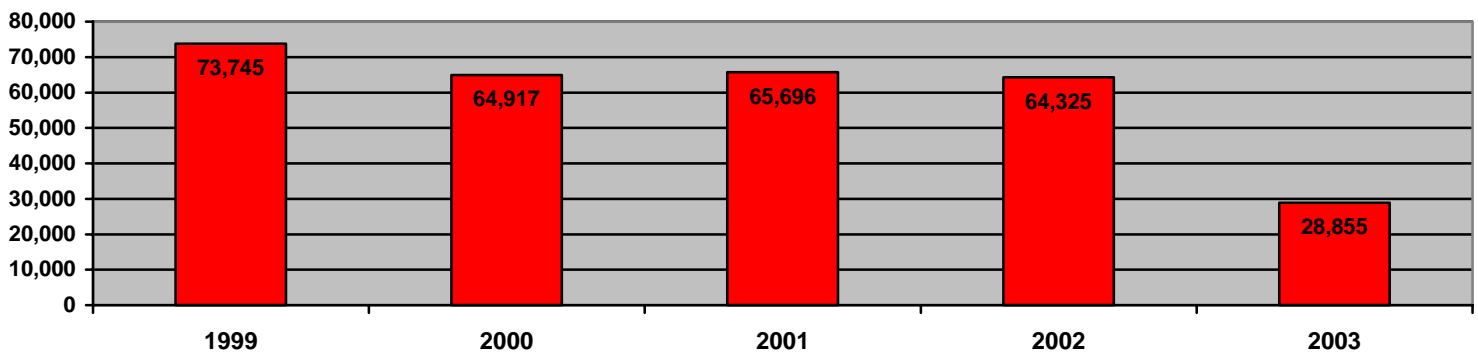
# Monthly Totals (12 Months)

Month	Total	Denials	Denial Reasons					Denial %
			WARRANT	RECORD	*D V	*P O	*OTHER	
JUN '03	3,610	92	28	25	21	15	3	2.5%
MAY '03	4,084	88	31	19	26	10	2	2.2%
APR '03	4,699	129	34	42	28	18	7	2.7%
MAR '03	6,069	172	43	55	28	40	6	2.8%
FEB '03	5,785	130	27	55	23	22	3	2.2%
JAN '03	4,608	120	27	43	26	22	2	2.6%
DEC '02	9,891	176	62	43	23	45	3	1.7%
NOV '02	6,304	136	34	49	23	26	4	2.2%
OCT '02	6,107	125	34	47	25	16	3	2.0%
SEP '02	5,745	122	44	40	19	16	3	2.1%
AUG '02	4,800	116	36	39	21	20	0	2.4%
JUL '02	3,767	98	28	29	22	18	1	2.6%
<b>TOTALS</b>	<b>65,469</b>	<b>1,504</b>	<b>428</b>	<b>486</b>	<b>285</b>	<b>268</b>	<b>37</b>	<b>2.3%</b>

\* Note D V = Domestic Violence P O = Protective Order

\* OTHER = Drug addiction, Mental Incompetent, Illegal Alien, Renounce Citizenship, Dishonorable Discharge, National Instant Check Denial

## WEAPONS PURCHASED



# FIREARM TRANSFERS BY COUNTY

## SECOND QUARTER 2003

There were 12,393 requests to purchase weapons during the 2<sup>ND</sup> quarter of 2003. 309 requests were denied. The following tables reflect transfer requests by county, and the reason purchases were denied.

COUNTY	REQUESTS	PERCENT	COUNTY	REQUESTS	PERCENT
BEAVER	106	0.8%	PIUTE	0	0%
BOX ELDER	57	.5%	RICH	0	0%
CACHE	608	4.9%	SALT LAKE	3,793	30.6%
CARBON	167	1.3%	SAN JUAN	7	.05%
DAGGETT	0	0%	SANPETE	77	.6%
DAVIS	418	3.4%	SEVIER	221	1.8%
DUCHESNE	26	.2%	SUMMIT	36	.3%
EMERY	44	.3%	TOOELE	377	3.0%
GARFIELD	3	.02%	UINTAH	530	4.3%
GRAND	62	.5%	UTAH	2,085	16.8%
IRON	472	3.8%	WASATCH	9	.07%
JUAB	29	.2%	WASHINGTON	916	7.4%
KANE	75	.6%	WAYNE	4	.02%
MILLARD	171	1.4%	WEBER	2,036	16.4%
MORGAN	64	.5%	<b>TOTAL</b>	<b>12,393</b>	

## DENIALS

Month	Total	Denials	Denial Reasons					Denial %
			WARRANT	RECORD	*D V	*P O	*OTHER	
<b>JUN '03</b>	<b>3,610</b>	<b>92</b>	<b>28</b>	<b>25</b>	<b>21</b>	<b>15</b>	<b>3</b>	<b>2.5%</b>
<b>MAY '03</b>	<b>4,084</b>	<b>88</b>	<b>31</b>	<b>19</b>	<b>26</b>	<b>10</b>	<b>2</b>	<b>2.2%</b>
<b>APR '03</b>	<b>4,699</b>	<b>129</b>	<b>34</b>	<b>42</b>	<b>28</b>	<b>18</b>	<b>7</b>	<b>2.7%</b>
	<b>12,393</b>	<b>309</b>	<b>93</b>	<b>86</b>	<b>75</b>	<b>43</b>	<b>12</b>	<b>2.5%</b>

\*D.V. = Domestic Violence Conviction \*P.O. = Protective Order

\* OTHER = Drug addiction, Mental Incompetent, Illegal Alien, Renounce Citizenship, Dishonorable Discharge, National Instant Check Denial

1,270 Requests were pawn redemption's, of which 54 were denied.

11,123 Were sales of new or used weapons, of which 255 were denied.

# CONCEALED WEAPONS 2<sup>nd</sup> QUARTER 2003

## OVERVIEW

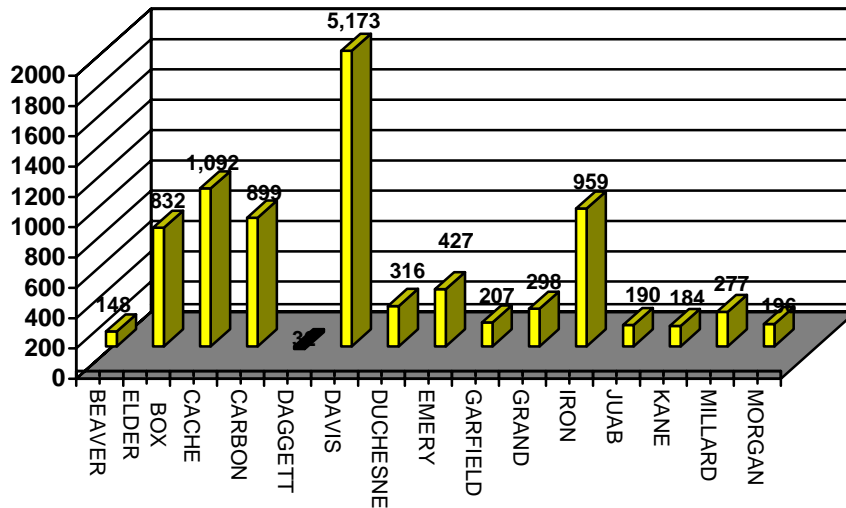
55,017 Total Valid Permits as of Jun 30, 2003

2,515 Permits Issued 2<sup>nd</sup> Quarter

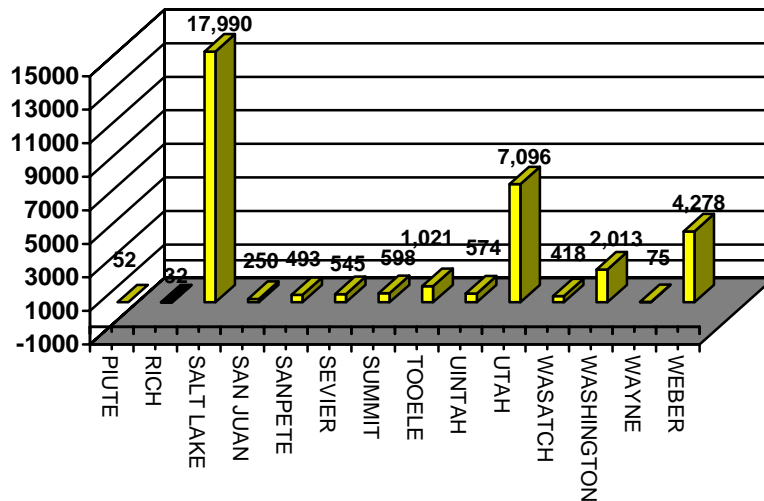
91 Permits Revoked 2<sup>nd</sup> Quarter

## CONCEALED PERMIT DISTRIBUTION BY COUNTY

### COUNTIES



### COUNTIES



# CONCEALED PERMIT STATISTICS

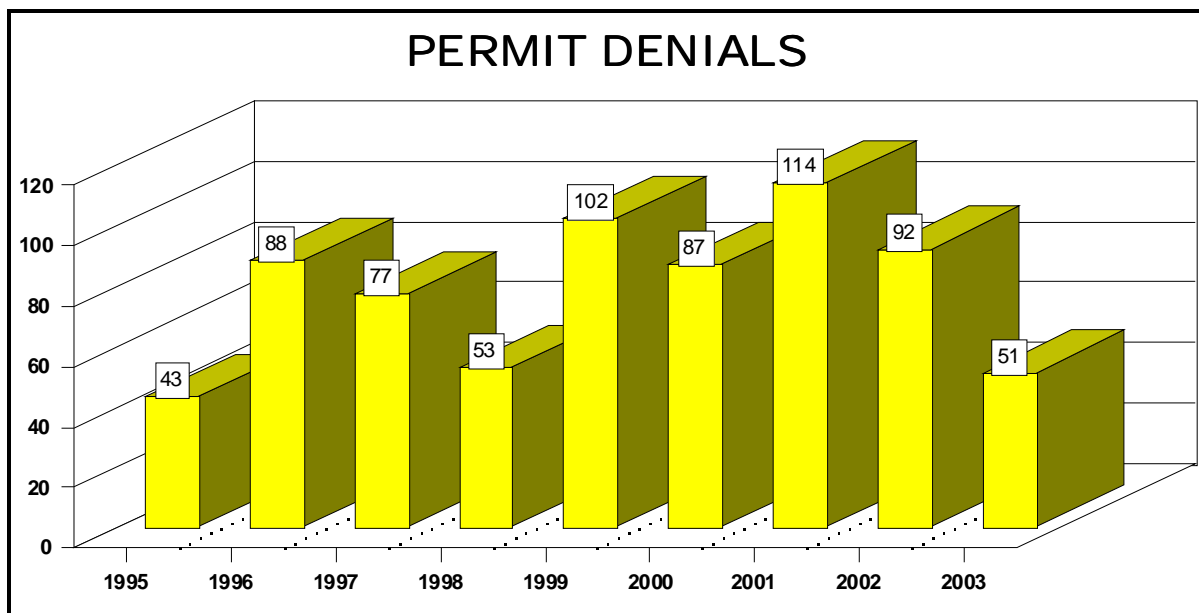
- 32.7% of total permits are located in Salt Lake County
  - 12.9% of total permits are located in Utah County
  - 9.4% of total permits are located in Davis County
  - 7.8% of total permits are located in Weber County
  - 22.9% of total permits are located in counties off the Wasatch front
  - 14.9% of total permits are held by non-residents
- \*All percentages rounded

33 new concealed carry applications were denied during the 2<sup>nd</sup> quarter of 2003. The applicant has the right to appeal to the Concealed Permit Board, which will review the reason for denial. Approximately 20 revocation and denial appeals are reviewed by the Concealed Permit Board each quarter, the Board overturns approximately 1% after review.

A permit application may be denied for any of the following reasons:

1. Felony conviction
2. Convicted of an offense involving the use of Alcohol
3. Convicted of a Crime of Violence
4. Convicted of any offenses involving Controlled Substance
5. Convicted of an offense of Moral Turpitude (Fraud, Theft, Shoplifting, etc.)
6. Convicted of an offense involving Domestic Violence
7. Has been adjudicated as Mentally Incompetent
8. Is not qualified to purchase and possess a dangerous weapon or handgun pursuant to federal law
9. Cause to believe applicant may be a danger to self or others by evidence including but not restricted to:
  - A. Past pattern of behavior involving unlawful violence or threats of unlawful violence
  - B. Past participation in incidents involving unlawful violence or threats of unlawful violence
  - C. Conviction of any offense in involving weapons violations
10. Not qualified to purchase and possess a dangerous weapon under federal law.

When assessing good character the bureau may consider mitigating circumstances. Mitigating circumstances may include length of time since an offense, number of offenses, and type of offenses.



## REVOCATIONS 2nd QUARTER 2003

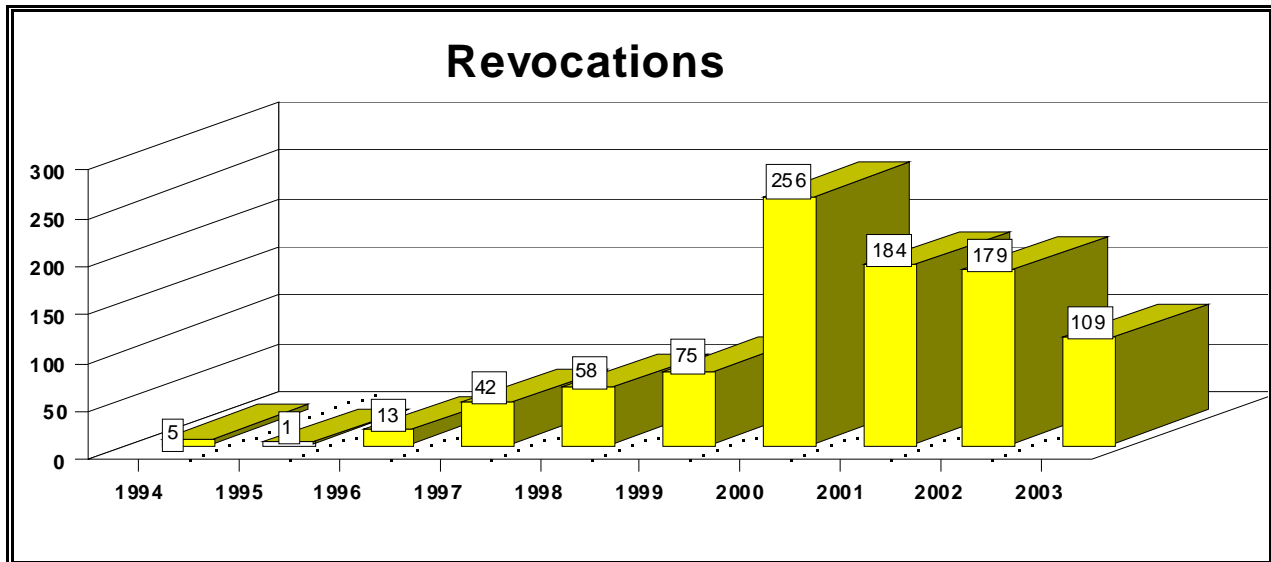
91 Concealed Carry Permits were revoked during the 2<sup>nd</sup> quarter of 2003. Listed below are the reasons for revocation.

REASON	APR '03	MAY '03	JUN '03
ALCOHOL VIOLATION	4	20	12
PROTECTIVE ORDER	2	3	3
WANTED PERSON	1	1	0
FIREARM OFFENSE	1	2	1
THREAT TO SELF/OTHERS	0	0	1
DOMESTIC VIOLENCE	3	8	2
MORAL TURPITUDE	3	2	4
CONTROLLED SUBSTANCE	1	2	1
FELONY	6	2	6
<b>TOTAL</b>	<b>21</b>	<b>40</b>	<b>30</b>

### Felonies included:

Aggravated Assault  
 Sex Abuse of Child  
 Forcible Sexual Assault  
 Forgery  
 Burglary  
 Drugs

\*Some permit holders had multiple charges, however only the most serious charge is represented.



\*In February of 2000, BCI implemented a new program to ensure the integrity of the Utah Concealed Carry Permit by checking arrest records on a daily basis, this accounts for the dramatic 241.3% increase seen in 2000.