



BUREAU OF CRIMINAL
IDENTIFICATION

FIREARMS STATISTICAL REVIEW

THIRD QUARTER 2003



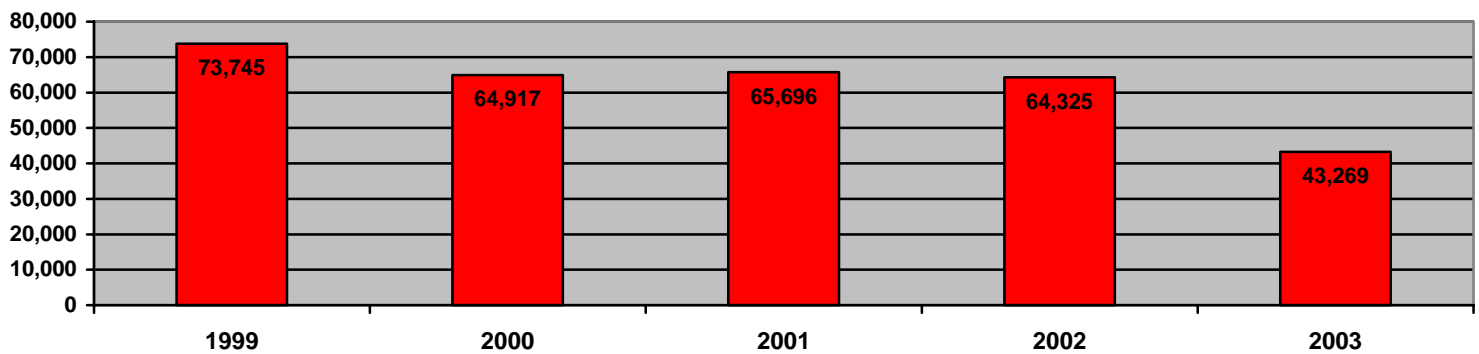
Monthly Totals (12 Months)

Month	Total	Denials	Denial Reasons					Denial %
			WARRANT	RECORD	*D V	*P O	*OTHER	
SEP '03	5,780	196	44	49	64	20	19	3.4%
AUG '03	4,777	136	39	34	32	25	6	2.8%
JUL '03	3,857	105	33	28	25	14	5	2.7%
JUN '03	3,610	92	28	25	21	15	3	2.5%
MAY '03	4,084	88	31	19	26	10	2	2.2%
APR '03	4,699	129	34	42	28	18	7	2.7%
MAR '03	6,069	172	43	55	28	40	6	2.8%
FEB '03	5,785	130	27	55	23	22	3	2.2%
JAN '03	4,608	120	27	43	26	22	2	2.6%
DEC '02	9,891	176	62	43	23	45	3	1.7%
NOV '02	6,304	136	34	49	23	26	4	2.2%
OCT '02	6,107	125	34	47	25	16	3	2.0%
TOTALS	65,571	1,605	436	489	344	273	63	2.4%

* Note D V = Domestic Violence P O = Protective Order

* OTHER = Drug addiction, Mental Incompetent, Illegal Alien, Renounce Citizenship, Dishonorable Discharge, National Instant Check Denial

WEAPONS PURCHASED



FIREARM TRANSFERS BY COUNTY

THIRD QUARTER 2003

There were 14,414 requests to purchase weapons during the 3RD quarter of 2003. 437 requests were denied. The following tables reflect transfer requests by county, and the reason purchases were denied.

COUNTY	REQUESTS	PERCENT	COUNTY	REQUESTS	PERCENT
BEAVER	143	1.0%	PIUTE	1	0%
BOX ELDER	60	.4%	RICH	0	0%
CACHE	775	5.4%	SALT LAKE	4,478	31.0%
CARBON	178	1.2%	SAN JUAN	4	.02%
DAGGETT	0	0%	SANPETE	54	.4%
DAVIS	478	3.3%	SEVIER	242	1.7%
DUCHESNE	38	.3%	SUMMIT	56	.4%
EMERY	28	.2%	TOOELE	416	2.9%
GARFIELD	4	.02%	UINTAH	793	5.5%
GRAND	54	.4%	UTAH	2,373	16.5%
IRON	519	3.6%	WASATCH	19	.01%
JUAB	17	.1%	WASHINGTON	897	6.2%
KANE	61	.4%	WAYNE	0	.0%
MILLARD	156	1.1%	WEBER	2,500	17.3%
MORGAN	70	.5%	TOTAL	14,414	

DENIALS

Month	Total	Denials	Denial Reasons					Denial %
			WARRANT	RECORD	*D V	*P O	*OTHER	
SEP '03	5,780	196	44	49	64	20	19	3.4%
AUG '03	4,777	136	39	34	32	25	6	2.8%
JUL '03	3,857	105	33	28	25	14	5	2.7%
	14,414	437	116	111	121	59	30	3.0%

*D.V. = Domestic Violence Conviction *P.O. = Protective Order

* OTHER = Drug addiction, Mental Incompetent, Illegal Alien, Renounce Citizenship, Dishonorable Discharge, National Instant Check Denial

2,118 Requests were pawn redemption's, of which 105 were denied.
 12,296 Were sales of new or used weapons, of which 332 were denied.

CONCEALED WEAPONS 3RD QUARTER 2003

OVERVIEW

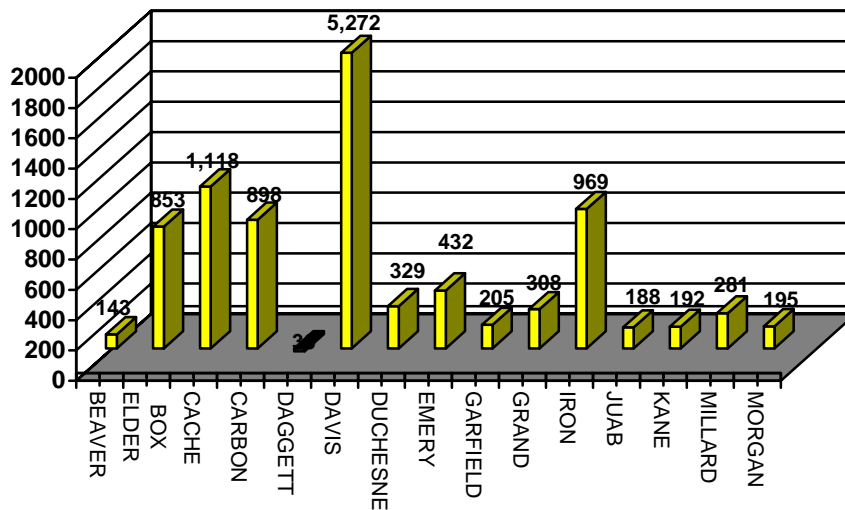
56,167 Total Valid Permits as of Sep 31, 2003

1,663 Permits Issued 3RD Quarter

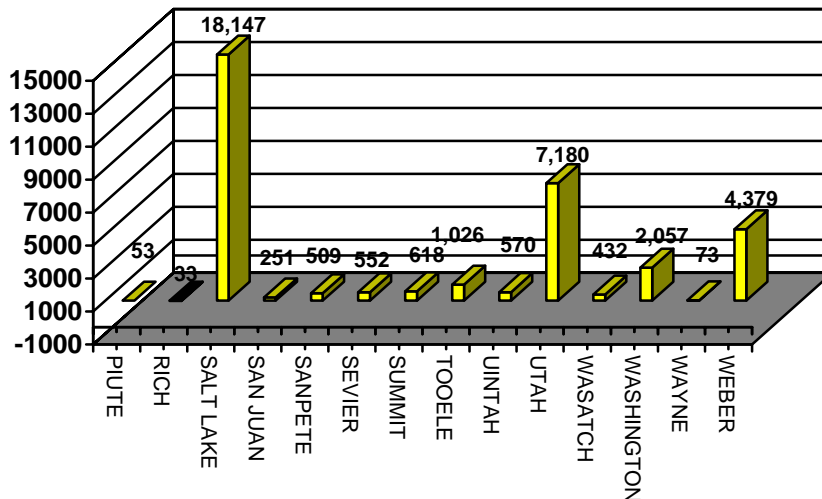
91 Permits Revoked 3RD Quarter

CONCEALED PERMIT DISTRIBUTION BY COUNTY

COUNTIES



COUNTIES



CONCEALED PERMIT STATISTICS

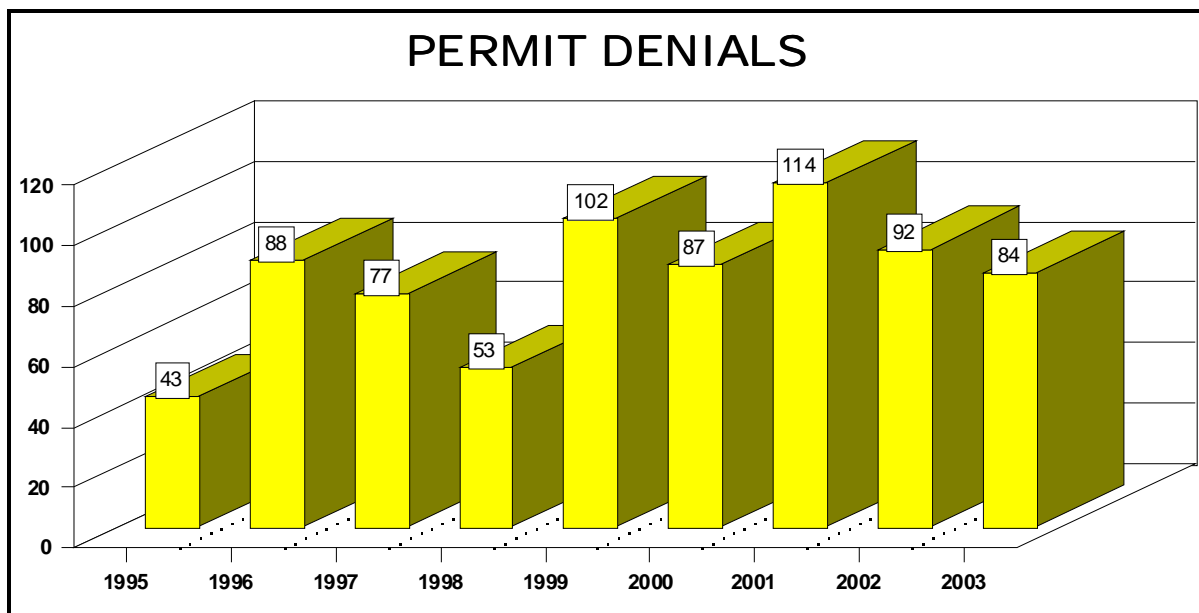
- 32.3% of total permits are located in Salt Lake County
 - 12.8% of total permits are located in Utah County
 - 9.4% of total permits are located in Davis County
 - 7.8% of total permits are located in Weber County
 - 22.9% of total permits are located in counties off the Wasatch front
 - 15.4% of total permits are held by non-residents
- *All percentages rounded

33 new concealed carry applications were denied during the 3rd quarter of 2003. The applicant has the right to appeal to the Concealed Permit Board, which will review the reason for denial. Approximately 20 revocation and denial appeals are reviewed by the Concealed Permit Board each quarter, the Board overturns approximately 1% after review.

A permit application may be denied for any of the following reasons:

1. Felony conviction
2. Convicted of an offense involving the use of Alcohol
3. Convicted of a Crime of Violence
4. Convicted of any offenses involving Controlled Substance
5. Convicted of an offense of Moral Turpitude (Fraud, Theft, Shoplifting, etc.)
6. Convicted of an offense involving Domestic Violence
7. Has been adjudicated as Mentally Incompetent
8. Is not qualified to purchase and possess a dangerous weapon or handgun pursuant to federal law
9. Cause to believe applicant may be a danger to self or others by evidence including but not restricted to:
 - A. Past pattern of behavior involving unlawful violence or threats of unlawful violence
 - B. Past participation in incidents involving unlawful violence or threats of unlawful violence
 - C. Conviction of any offense in involving weapons violations
10. Not qualified to purchase and possess a dangerous weapon under federal law.

When assessing good character the bureau may consider mitigating circumstances. Mitigating circumstances may include length of time since an offense, number of offenses, and type of offenses.



REVOCATIONS 3rd QUARTER 2003

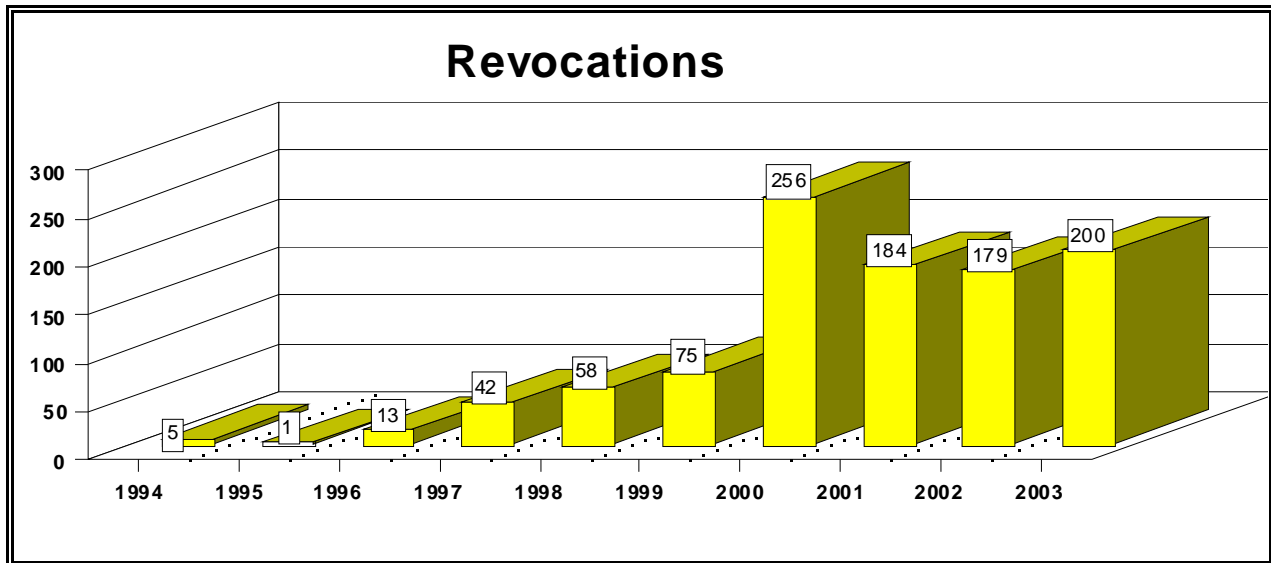
91 Concealed Carry Permits were revoked during the 2nd quarter of 2003. Listed below are the reasons for revocation.

REASON	JUL '03	AUG '03	SEP '03
ALCOHOL VIOLATION	8	18	4
PROTECTIVE ORDER	8	1	4
WANTED PERSON	0	0	2
FIREARM OFFENSE	0	0	2
THREAT TO SELF/OTHERS	0	0	0
DOMESTIC VIOLENCE	3	2	5
MORAL TURPITUDE	8	6	2
CONTROLLED SUBSTANCE	4	2	0
FELONY	7	2	1
TOTAL	21	40	30

Felonies included:

- Controlled Substance
- Assault
- Fraud
- Vehicle without identification
- Theft

*Some permit holders had multiple charges, however only the most serious charge is represented.



*In February of 2000, BCI implemented a new program to ensure the integrity of the Utah Concealed Carry Permit by checking arrest records on a daily basis, this accounts for the dramatic 241.3% increase seen in 2000.