


Crime in Utah

Quarterly Report

Department of Public Safety

January - June 2004



Department of Public Safety
Robert L. Flowers, Commissioner

Bureau of Criminal Identification
Scott Behunin, Bureau Director



SUMMARY BASED REPORTING

Introduction

This quarterly *Crime in Utah* report is published by the Bureau of Criminal Identification to give governmental leaders and citizens a better understanding of criminal activity in the state. The report is a compilation of crime data reported by local law enforcement agencies throughout the state. The data is reported under the guidelines of the Uniform Crime Reporting (UCR) program, a national program which uses generic crime definitions to ensure that crime data is comparable across political boundaries. BCI forwards data collected from Utah law enforcement agencies to the FBI, who in turn combines it with data from other states to compile and publish an annual report called *Crime in the United States*. The statistics in this report are preliminary; data is subject to change during the course of the year, based on submissions from law enforcement agencies.

UCR data is collected in two formats: "summary based reporting" which has undergone only minor changes since the 1930's, and "incident based reporting" (IBR) which uses computer technology to collect more detailed information. The summary based system is still used by about half of Utah law enforcement agencies. Therefore, the data from agencies participating in the IBR system is also presented in the summary format to ensure comparable numbers. IBR data is also presented in more detail in a separate section of this report.

In the summary based system, crimes are divided into two categories: *Part I Crimes*, which include criminal homicide (murder, nonnegligent manslaughter, and manslaughter by negligence), forcible rape, robbery, aggravated assault, burglary, larceny-theft, motor vehicle theft, and arson; and *Part II Crimes*, which include all other non-traffic crimes. The Part I crimes, except manslaughter by negligence, make up the "crime index" used by the FBI to track our nation's crime situation. Therefore, these crimes are often referred to as *index crimes*. The number of known offenses and arrests are reported on Part I Crimes, while only arrests are reported on Part II Crimes. If multiple Part I offenses are committed in the same criminal episode, only the most serious offense is reported.

The Part I Crimes are also categorized as *violent crimes* (murder and nonnegligent manslaughter, forcible rape, robbery, and aggravated assault) and *property crimes* (burglary, larceny-theft, motor vehicle theft, and arson) for analysis purposes.

The statistics presented in this report are only as accurate as the data provided by the local law enforcement agencies. *Seventeen law enforcement agencies did not submit data for this report.*

Summary Analysis

During the first six months of 2004 a total of 46,621 index crimes were reported. This **is only 2 less crimes** over the same period in 2003, in which there were 46,623 index crimes reported.

Violent crime **increased .34%**. Murder increased 28.57%, robbery increased 3.23%, and aggravated rape increased 23.92%, while aggravated assaults decreased 6.39%.

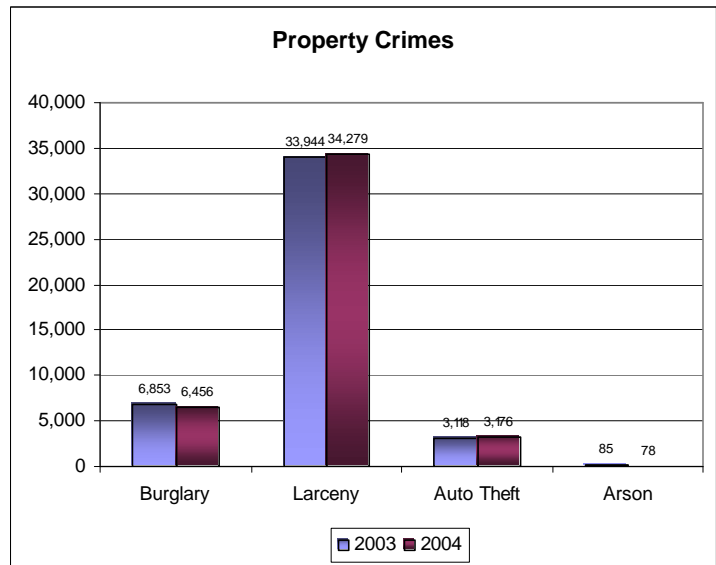
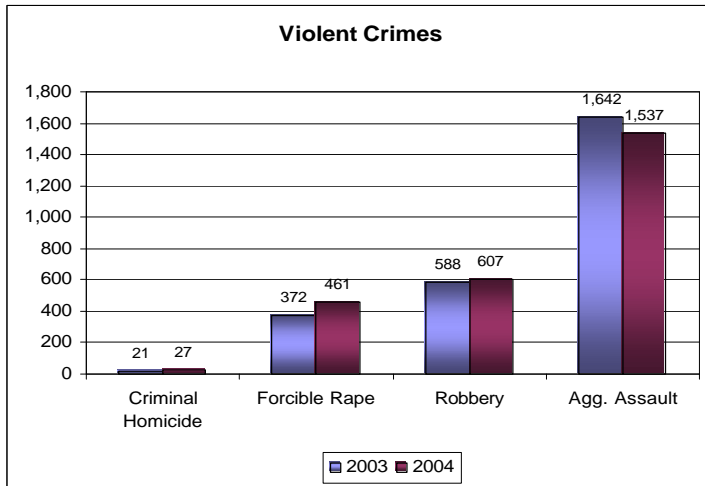
Property crime decreased .03%. Larceny increased .99%, motor vehicle theft increased 1.86%, while arson decreased 8.24 and burglary decreased 5.79%.

There were 60,924 arrests reported in the first six months of 2004. This is up 5.33% from the same time last year. Adult arrests **increased 5.32%**, juvenile arrests **increased by 5.37%**.

The dollar value of property stolen during the first six months of 2004 was \$45,200,917 down **by 3.73%** from last year. Reported recoveries totaled \$13,493,579 an **17.82% increase** from last year.

SUMMARY BASED REPORTING

Crime Trends - January to June 2004



PROPERTY BY TYPE AND VALUE:	Stolen		Recovered	
	2003	2004	2003	2004
Currency, Notes, Etc.	\$6,906,679	\$2,831,937	\$126,774	\$204,018
Jewelry and Precious Metals	\$2,760,392	\$3,051,123	\$121,034	\$108,002
Clothing and Furs	\$420,175	\$434,203	\$668,264	\$75,609
Locally Stolen Motor Vehicles	\$16,552,761	\$17,766,371	\$9,398,452	\$11,374,956
Office Equipment	\$2,059,923	\$2,213,387	\$105,356	\$118,622
Televisions, Radios, Stereos, etc.	\$3,914,315	\$4,024,427	\$147,681	\$133,762
Firearms	\$313,741	\$521,695	\$32,031	\$28,514
Household Goods	\$695,368	\$760,474	\$32,457	\$47,416
Consumable Goods	\$658,716	\$170,586	\$24,328	\$23,561
Livestock	\$105,228	\$17,243	\$17,060	\$1,401
Miscellaneous	\$12,565,503	\$13,409,471	\$779,076	\$1,377,718
Total	\$46,952,801	\$45,200,917	\$11,452,513	\$13,493,579

Crime Index Offenses By Contributing Agency -- January to June 2004

Agency	Homicide	Rape	Robbery	Aggravated Assault	Burglary	Larceny	Motor Vehicle Theft	Arson	2004 Total	2003 Total
Beaver County Sheriff	0	0	0	2	10	33	3	0	48	62
Minersville PD	NDS								0	0
Box Elder County Sheriff	0	1	0	2	22	101	2	0	128	154
Brigham City PD	0	7	2	17	74	216	5	0	321	266
Garland PD	NDS								0	0
Mantua PD	NDS								0	0
Perry PD	0	1	0	1	15	18	0	0	35	25
Tremonton PD	0	0	0	3	35	84	8	0	130	108
Willard PD	0	0	0	0	4	2	0	0	6	5
Cache County Sheriff	0	8	1	3	41	143	14	0	210	240
Cache-Rich Drug Task Force	See NIBRS Data								0	0
Logan PD	0	4	3	8	32	249	11	0	307	425
North Park PD	0	0	0	0	10	64	3	0	77	53
Smithfield PD	0	0	0	2	8	42	0	0	52	71
USU PD	0	0	0	0	11	65	0	0	76	74
Carbon County Sheriff	0	1	0	6	20	26	1	0	54	74
CEU PD	0	0	0	0	1	3	0	0	4	11
East Carbon PD	0	0	0	3	6	4	0	0	13	3
Helper PD	0	0	1	0	10	9	3	0	23	22
Price PD	0	1	1	4	20	136	7	0	169	209
Wellington PD	0	0	0	0	4	14	0	0	18	5
Daggett County Sheriff	0	0	0	1	3	7	0	0	11	0
Davis County Sheriff	See NIBRS Data								0	0
Bountiful PD	0	8	9	3	30	178	12	0	240	604
Centerville PD	0	1	0	3	25	121	7	0	157	211
Clearfield PD	0	7	7	9	47	278	20	3	371	356
Clinton PD	0	1	0	2	20	85	3	1	112	105
Farmington PD	0	0	1	2	10	43	8	0	64	127
Kaysville PD	0	5	0	5	40	180	11	6	247	296
Layton PD	0	13	8	27	103	699	33	14	897	1,182
North Salt Lake PD	0	3	0	5	21	170	15	0	214	213
Sunset PD	0	1	0	3	16	77	5	0	102	53
Syracuse PD	0	0	0	8	12	66	2	1	89	128
West Bountiful PD	0	0	1	0	7	89	5	5	107	115
Woods Cross PD	0	1	2	0	16	103	2	0	124	146
Duchesne County Sheriff	0	3	1	6	32	36	6	0	84	87
Roosevelt PD	0	0	0	2	13	65	2	0	82	103
Emery County Sheriff	0	0	0	0	16	51	1	0	68	112
Garfield County Sheriff	NDS								0	1
Grand County Sheriff	2	0	0	5	12	37	3	0	59	59
Moab PD	0	2	1	13	26	88	7	0	137	120
Iron County Sheriffs Office	1	0	0	9	21	41	3	0	75	73
Brian Head Marshal	0	0	0	0	1	18	0	0	19	33
Cedar City PD	1	0	1	7	51	255	14	0	329	384
Parowan PD	NDS								0	0
SUU PD	0	0	0	0	4	18	1	0	23	17
Juab County Sheriff	NDS								0	0
Nephi PD	0	2	0	3	36	121	12	0	174	61
Kane County Sheriff	NDS								0	0
Big Water Marshal	NDS								0	4
Kanab PD	0	0	0	0	9	22	1	0	32	32
Millard County Sheriff	1	5	0	5	39	161	17	0	228	181
Morgan County Sheriff	See NIBRS Data								0	0
Piute County Sheriff	NDS								0	0
Rich County Sheriff	0	0	0	4	13	15	1	1	34	7
Salt Lake County Sheriff	3	84	66	276	878	4,841	488	2	6,638	7,485
Alta Marshal	NDS								0	0
Draper PD	0	5	2	7	79	382	20	0	495	0
Granite School District PD	0	0	0	35	10	67	1	4	117	175
Midvale PD	1	6	7	22	71	590	84	0	781	940
Murray PD	0	15	17	46	214	1,426	99	0	1,817	1,093
Salt Lake City PD	5	46	233	332	1,063	5,720	891	3	8,293	8,576

Crime Index Offenses By Contributing Agency -- January to June 2004

Agency	Homicide	Rape	Robbery	Aggravated Assault	Burglary	Larceny	Motor Vehicle Theft	Arson	2004 Total	2003 Total
Sandy PD	0	16	18	60	207	1,259	80	3	1,643	1,584
South Jordan PD	0	1	0	17	56	260	15	2	351	370
South Salt Lake PD	0	25	14	36	141	822	130	0	1,168	1,101
University Of Utah PD	0	0	1	3	10	267	5	0	286	233
West Jordan PD	0	16	16	31	131	989	74	0	1,257	1,407
West Valley PD	1	43	80	110	346	2,380	269	1	3,230	3,601
San Juan County Sheriff	0	3	1	1	3	10	2	0	20	34
Blanding PD	0	0	0	1	3	12	1	0	17	21
Monticello PD	1	0	0	1	0	11	0	0	13	2
Sanpete County Sheriff	0	0	0	4	23	25	2	2	56	46
Ephraim PD	0	0	0	4	16	73	1	0	94	66
Fairview PD	NDS								0	0
Fountain Green PD	NDS								0	0
Gunnison PD	0	0	0	0	3	25	5	0	33	20
Moroni PD	NDS								0	0
Mt. Pleasant PD	0	0	0	1	3	13	0	0	17	98
Sevier County Sheriff	0	2	0	1	21	164	9	0	197	82
Richfield PD	0	0	0	2	4	69	1	1	77	189
Salina PD	0	1	0	5	18	46	4	0	74	107
Summit County Sheriff	0	3	0	1	52	253	14	0	323	313
Kamas PD	NDS								0	0
Park City PD	0	2	4	2	42	266	12	0	328	324
Tooele County Sheriff	0	2	1	3	25	80	2	0	113	103
Grantsville PD	1	0	1	4	19	43	8	0	76	84
Stockton/Rush Valley PD	0	0	0	0	1	0	0	0	1	1
Tooele PD	0	8	7	19	63	267	30	5	399	361
Wendover PD	0	1	0	0	13	35	6	0	55	17
* Uintah County Sheriff	0	2	0	5	39	61	2	0	109	116
Naples PD	0	0	0	4	12	28	1	0	45	28
Vernal PD	0	2	1	8	28	127	25	0	191	205
Utah County Sheriff	2	12	2	17	81	161	13	1	289	282
Alpine/Highland PD	0	3	0	2	48	98	2	0	153	118
American Fork PD	0	6	1	6	78	432	25	1	549	253
BYU PD	0	0	0	2	15	175	1	0	193	197
Lehi PD	1	4	0	3	88	166	20	0	282	286
* Mapleton PD	0	0	0	1	13	27	0	0	41	25
Orem DPS	1	9	6	10	215	1,615	84	0	1,940	1,678
Payson PD	0	1	2	8	106	178	16	1	312	219
Pleasant Grove/Lindon PD	1	3	2	2	44	328	25	0	405	332
Provo PD	0	17	11	44	202	1,314	58	5	1,651	1,434
* Salem/Woodland Hills PD	0	0	0	1	7	30	1	0	39	25
Santaquin/Genola PD	0	0	1	0	16	47	6	0	70	60
Spanish Fork PD	0	3	2	0	90	595	18	3	711	305
Springville PD	0	6	1	11	82	408	28	0	536	356
Utah County Major Crimes Strike Force	0	0	0	0	0	5	3	0	8	5
UVSC PD	0	0	0	1	2	59	0	0	62	46
Wasatch County Sheriff	0	1	0	2	12	57	2	0	74	40
Heber City PD	0	0	0	1	24	22	4	0	51	36
Washington County Sheriff	0	1	0	10	26	95	16	0	148	272
Dixie College PD	NDS								0	0
Hildale PD	0	0	0	0	1	0	0	0	1	1
Hurricane PD	0	1	1	2	15	109	9	0	137	136
Leeds PD	NDS								0	0
St. George PD	0	5	0	31	65	288	33	0	422	742
Wayne County Sheriff	0	0	0	2	1	10	0	0	13	20
Weber County Sheriff	1	1	3	10	111	451	31	0	608	355
Harrisville PD	0	0	3	1	18	88	0	0	110	35
North Ogden PD	0	1	0	2	31	127	4	0	165	150
Ogden PD	4	18	50	118	404	1,882	214	11	2,701	2,727
Pleasant View	NDS								0	0
Riverdale PD	0	2	6	7	21	235	6	0	277	258
Roy PD	0	7	7	22	55	294	20	2	407	471

Crime Index Offenses By Contributing Agency -- January to June 2004

Agency	Homicide	Rape	Robbery	Aggravated Assault	Burglary	Larceny	Motor Vehicle Theft	Arson	2004 Total	2003 Total
South Ogden PD	0	1	1	5	32	109	8	0	156	234
WSU PD	0	1	0	2	13	30	0	0	46	73
GRAND TOTAL	27	461	607	1,537	6,456	34,279	3,176	78	46,621	46,623

* This agency did not submit a full six months of data.

** Arson Statistics are collected from Law Enforcement agencies.

*** The Cache-Rich Drug Task Force covers both Cache and Rich counties.

Arrest Data by Agency -- January to June 2004

Agency	Adult Arrests	Juvenile Arrests
Beaver County Sheriff	120	36
Minersville PD	NDS	
Box Elder County Sheriff	128	62
Brigham City PD	122	137
Garland PD	NDS	
Mantua PD	NDS	
Perry PD	38	
Tremonton PD	82	78
Willard PD	18	5
Cache County Sheriff	424	345
Cache-Rich Drug Task Force	NDS	
Logan PD	824	509
North Park PD	94	49
Smithfield PD	28	25
USU PD	27	1
Carbon County Sheriff	96	9
CEU PD	NDS	
East Carbon PD	22	5
Helper PD	95	6
Price PD	228	83
Wellington PD	53	4
Daggett County Sheriff	18	4
Davis County Sheriff	NDS	
Bountiful PD	100	85
Centerville PD	246	81
Clearfield PD	483	215
Clinton PD	100	89
Davis County Task Force	36	
Farmington PD	65	21
Kaysville PD	141	190
Layton PD	794	434
North Salt Lake PD	216	44
Sunset PD	137	85
Syracuse PD	143	41
West Bountiful PD	221	122
Woods Cross PD	233	63
Duchesne County Sheriff	227	28
Roosevelt PD	306	97
Emery County Sheriff	119	9
Garfield County Sheriff	NDS	
Grand County Sheriff	58	
Moab PD	246	52
Iron County Sheriff	101	10
Brian Head Marshal	22	8
Cedar City PD	524	202
Parowan PD	NDS	
SUU PD	17	3
Juab County Sheriff	NDS	
Nephi PD	217	82
Kane County Sheriff	NDS	
Big Water Marshal	2	
Kanab PD	75	16
Millard County Sheriff	181	36
Morgan County Sheriff	NDS	
Piute County Sheriff	NDS	
Rich County Sheriff	25	8
Salt Lake County Sheriff	5,534	744
Alta Marshal	NDS	
Draper PD	188	40
Granite School District PD	50	905
Midvale PD	401	178
Murray PD	1,119	284
Salt Lake City PD	8,958	1,231
Sandy PD	1,208	813
	24,910	7,574

Agency	Adult Arrests	Juvenile Arrests
South Jordan PD	456	262
South Salt Lake PD	619	137
University Of Utah PD	63	5
West Jordan PD	700	415
West Valley PD	2,526	1,081
San Juan County Sheriff	63	14
Blanding PD	99	39
Monticello PD	7	
Sanpete County Sheriff	46	
Ephraim PD	75	26
Fairview PD	NDS	
Fountain Green PD	NDS	
Gunnison PD	44	
Moroni PD	NDS	
Mt. Pleasant PD	4	
Sevier County Sheriff	166	61
Richfield PD	151	120
Salina PD	168	26
Summit County Sheriff	348	104
Kamas PD	NDS	
Park City PD	303	83
Tooele County Sheriff	97	23
Grantsville PD	68	78
Stockton/Rush Valley PD		
Tooele PD	532	390
Wendover PD	24	
Uintah County Sheriff	530	147
Naples PD	113	24
Vernal PD	424	128
Utah County Sheriff	1,204	193
Alpine/Highland PD	44	36
American Fork PD	555	178
BYU PD	58	6
Lehi PD	274	141
Mapleton PD	38	10
Orem DPS	795	404
Payson PD	205	101
Pleasant Grove/Lindon PD	309	140
Provo PD	1,528	489
Salem/Woodland Hills PD	52	7
Santaquin/Genola PD	70	46
Spanish Fork PD	567	162
Springville PD	370	141
Utah County Major Crimes Strike Force	235	15
UVSC PD	29	13
Wasatch County Sheriff	77	23
Heber City PD	63	
Washington County Sheriff	233	
Dixie College PD	NDS	
Hildale PD	5	5
Hurricane PD	133	55
Leeds PD	NDS	
St. George PD	1,219	464
Wayne County Sheriff	9	
Weber County Sheriff	972	195
Harrisville PD	116	1
North Ogden PD	67	10
Ogden PD	3,573	927
Pleasant View PD	NDS	
Riverdale PD	197	6
Roy PD	375	84
South Ogden PD	161	37
WSU PD	86	8
Bureau of Criminal Identification	19	
Wildlife Resources	109	7
STATE TOTAL	46,283	14,641

* This agency submitted less than 6 months of data.

**These agencies are in NIBRS "Testing States." They submitted NIBRS test data, but no summary based data, so arrest totals cannot be shown for them.

Arrest Data by Offense-- January to June 2004

Juvenile Arrests	Total Arrests	
Crime Category	2003	2004
Murder & Nonnegligent Manslaughter	2	2
Manslaughter by Negligence	1	
Forcible Rape	22	31
Robbery	8	29
Aggravated Assault	251	187
Burglary	220	207
Larceny/Theft	2,840	2906
Motor Vehicle Theft	161	133
Simple Assault	1,024	1243
Arson	65	54
Part 1 Crime Arrests	4,594	4,792
Forgery and Counterfeiting	27	33
Fraud	34	37
Embezzlement	0	
Stolen Property Offenses	101	98
Vandalism	888	892
Weapons Offenses	239	223
Prostitution	2	6
Sex Offenses	96	151
Sale/Opium	1	8
Sale/Marijuana	29	34
Sale/Synthetic Narcotics	3	2
Sale/Other	10	17
Possess/Opium	12	26
Possess/Marijuana	521	560
Possess/Synthetic Narcotics	9	21
Possess/Other	160	151
Bookmaking	0	
Numbers and Lottery	0	
All Other Gambling	0	
Family and Children	17	18
D.U.I.	93	92
Liquor Laws	1,179	1391
Drunkenness	103	87
Disorderly Conduct	1,299	1498
Vagrancy	144	119
All Other Offenses	3,043	3269
Curfew and Loitering	846	740
Run-Aways	445	376
Part 2 Crime Arrests	9,301	9849
Grand Totals	13,895	14,641

Adult Arrests	Total Arrests	
Crime Category	2003	2004
Murder & Nonnegligent Manslaughter	22	26
Manslaughter by Negligence	2	3
Forcible Rape	61	75
Robbery	134	166
Aggravated Assault	428	415
Burglary	515	498
Larceny/Theft	4,173	4,692
Motor Vehicle Theft	194	208
Simple Assault	3,639	3,688
Arson	28	24
Part 1 Crime Arrests	9,196	9,795
Forgery and Counterfeiting	529	595
Fraud	368	396
Embezzlement	3	5
Stolen Property Offenses	293	364
Vandalism	851	877
Weapons Offenses	404	425
Prostitution	124	155
Sex Offenses	108	151
Sale/Opium	86	117
Sale/Marijuana	132	118
Sale/Synthetic Narcotics	20	31
Sale/Other	114	147
Possess/Opium	321	321
Possess/Marijuana	1,690	1,706
Possess/Synthetic Narcotics	139	192
Possess/Other	1,131	1,143
Bookmaking	0	
Numbers and Lottery	0	
All Other Gambling	0	
Family and Children	576	684
D.U.I.	3,509	3,515
Liquor Laws	4,459	4,679
Drunkenness	2,417	2,235
Disorderly Conduct	1,740	1,854
Vagrancy	7	25
All Other Offenses	15,728	16,752
		1
Part 2 Crime Arrests	34,749	36,488
Grand Totals	43,945	46,283

INCIDENT BASED REPORTING

Introduction – What is Incident Based Reporting?

The National Incident Based Reporting System (NIBRS) is an updated method of collecting crime data within the UCR program. It was designed to provide more comprehensive data for the management of crime in our society. In an incident based reporting (IBR) system, computer technology is used to collect more detailed information about the crimes that occur. The availability of detailed information about criminal activity, stored in a computer data base, makes the analysis of criminal activity a viable tool for law enforcement administrators and other public officials.

The Utah Incident Based Reporting System was implemented in 1991; 58 agencies submitted IBR data for this report. The data accepted by the Utah repository is also forwarded to the NIBRS repository where the FBI uses it to depict criminal activity nationwide.

The data from the IBR system is not directly comparable to the data from the summary based reports. Information about each incident and arrest is collected for 22 offense categories comprised of 46 Group A offenses. All offenses that occur in a criminal episode are reported, not just the most serious. Only arrest data is collected for 11 Group B crimes.

Converting to IBR takes a lot of planning, work, and patience. It also requires enough foresight to see the value of accurate, detailed crime data in understanding and managing this serious problem. BCI appreciates the following agencies which have made the commitment to participate in the NIBRS program:

Agency	Months Submitted
Alpine/Highland PD	6
BYU PD	6
Bountiful PD	6
Cache-Rich Drug Task Force	6
Carbon County Sheriff	6
Centerville PD	6
Clearfield PD	6
Clinton PD	6
Davis County Sheriff *	6
Duchesne County Sheriff	6
East Carbon PD	6
Farmington PD	6
Grantsville PD	6
Heber City PD	6
Helper PD	6
Kaysville PD	6
Layton PD	6
Logan PD	6
Midvale PD	6
Morgan County Sheriff *	6
Murray PD	6
Naples PD	6
North Ogden PD	6
North Salt Lake PD	6
Pleasant Grove/Lindon PD	6
Price PD	6
Provo PD	6

Agency	Months Submitted
Riverdale PD	6
Roosevelt PD	6
Roy PD	6
Salt Lake City PD	6
SLCC PD	6
Salt Lake County Sheriff	6
Sandy PD	6
South Jordan PD	6
South Ogden PD	6
South Salt Lake PD	6
Southern Utah University PD	6
Spanish Fork PD	6
St. George PD	6
Sunset PD	6
Syracuse PD	6
Tooele County Sheriff	6
Tooele PD	6
Uintah County Sheriff	4
Utah County Major Crimes Strike Force	6
Vernal PD	6
Wasatch County Sheriff	6
Washington County Sheriff	6
Weber County Sheriff	6
Wellington PD	6
West Jordan PD	6
West Valley PD	6
Woods Cross PD	6

*These agencies are in the process of becoming IBR certified, which requires an error rate of 4% or less over a four month period.

INCIDENT BASED REPORTING

January - June 2004 - Crimes Against Persons, Crimes Against Society

Since 58 of the 109 reporting agencies are currently participating in the IBR program, IBR statistics should not be considered an accurate depiction of criminal activity statewide.

Agency	Assault/Offenses (All)	Homicide	Kidnapping	Sex Offenses Forcible	Sex Offenses Nonforcible	Drugs	Gambling	Pornography	Prostitution	Weapon Offenses
ALPINE/HIGHLAND PD	12	0	0	7	0	20	0	0	0	2
BOUNTIFUL PD	141	1	0	30	3	46	0	0	0	6
BYU PD	16	0	0	1	0	6	0	0	0	1
CACHE-RICH DRUG TASK FORCE	0	0	0	0	0	14	0	0	0	0
CARBON COUNTY SO	27	0	0	3	1	34	0	0	0	5
CENTERVILLE PD	39	0	1	4	0	45	0	0	0	5
CLEARFIELD PD	126	0	1	28	1	187	0	0	0	29
CLINTON PD	21	0	2	8	1	22	0	0	0	10
DAVIS COUNTY SO	42	0	0	6	1	166	0	1	0	8
DUCHESNE COUNTY SO	27	0	2	14	2	49	0	0	0	8
EAST CARBON PD	10	0	0	1	0	0	0	0	0	0
FARMINGTON PD	24	0	0	1	0	29	0	0	0	1
GRANTSVILLE PD	17	1	1	6	0	38	0	0	0	8
HEBER CITY PD	2	0	0	7	0	0	0	0	0	0
HELPER PD	7	0	0	1	0	62	0	0	0	3
KAYSVILLE PD	49	0	1	20	0	38	0	0	0	3
LAYTON PD	315	0	24	51	2	145	0	0	0	22
LOGAN PD	89	0	0	11	0	123	0	0	0	14
MIDVALE PD	308	1	2	18	1	144	0	3	0	20
MORGAN COUNTY SO	10	0	0	1	0	12	0	0	0	2
MURRAY PD	398	0	3	32	0	156	0	1	0	17
NAPLES PD	10	0	0	1	0	15	0	0	0	2
NORTH OGDEN PD	34	0	0	6	0	23	0	1	0	9
NORTH SALT LAKE PD	30	0	0	7	0	41	0	0	0	1
PLEASANT GROVE/LINDON PD	81	1	1	9	0	159	0	3	0	8
PRICE PD	45	0	2	3	0	68	0	0	0	6
PROVO PD	425	0	31	54	6	437	0	17	0	63
RIVERDALE PD	60	0	0	5	0	53	0	0	0	5
ROOSEVELT PD	35	0	3	3	0	50	0	0	0	3
ROY PD	164	0	8	36	0	81	0	2	0	10
SALT LAKE CITY PD	2,140	5	37	189	5	1,275	0	7	195	151
SALT LAKE COUNTY SO	1,425	3	18	262	24	728	0	3	1	83
SANDY PD	444	0	4	65	4	397	0	1	0	37
SOUTH JORDAN PD	142	0	1	5	0	114	0	1	0	14
SOUTH OGDEN PD	44	0	1	7	0	51	0	0	0	1
SOUTH SALT LAKE PD	317	0	1	36	1	145	0	1	2	26
SOUTHERN UTAH UNIVERSITY PD	3	0	0	0	0	1	0	1	0	0
SPANISH FORK PD	69	0	4	8	2	37	0	0	0	6
ST. GEORGE PD	110	0	1	9	2	191	0	0	0	17
SUNSET PD	32	0	0	2	0	41	0	0	0	7
SYRACUSE PD	51	0	0	16	0	22	0	0	0	1
TOOELE COUNTY SO	17	0	0	3	0	0	0	0	0	0
TOOELE PD	206	0	9	39	3	58	0	0	0	15
UINTAH COUNTY SO *	34	1	2	10	0	134	0	0	0	14
UTAH CO MAJOR CRIMES TASK FORCE	5	0	0	0	0	421	0	0	0	24
VERNAL PD	77	0	0	6	1	74	0	0	0	19
WASATCH COUNTY SO	36	0	0	8	1	16	0	0	0	1
WASHINGTON COUNTY SO	40	0	0	5	0	68	0	0	0	6
WEBER COUNTY SO	179	1	1	19	2	143	0	0	4	12
WELLINGTON PD	1	0	0	0	0	16	0	0	0	2
WEST JORDAN PD	314	1	1	74	6	237	0	2	1	36
WEST VALLEY PD	1,190	1	6	119	10	823	0	6	1	130
WOODS CROSS PD	25	0	0	8	0	51	0	1	0	4
Total - IBR Agencies	9,465	16	168	1,264	79	7,306	0	51	204	877

* Less than 6 months of data submitted

IBR DATA CONTINUED ON NEXT PAGE

INCIDENT BASED REPORTING

January - June 2004 - Crimes Against Persons, Crimes Against Society

Since 58 of the 109 reporting agencies are currently participating in the IBR program, IBR statistics should not be considered an accurate depiction of criminal activity statewide.

Agency	Arson	Bribery	Burglary/Breaking & Entering	Counterfeiting/ Forgery	Destruction/Damage/Vandalism of Property	Embezzlement	Extortion/Blackmail	Fraud	Larceny/Theft	Motor Vehicle Theft	Robbery	Stolen Property	Total
ALPINE/HIGHLAND PD	1	0	48	0	67	0	0	9	124	5	0	2	297
BOUNTIFUL PD	0	0	61	30	11	0	0	35	457	31	8	0	860
BYU PD	0	0	15	0	18	0	0	3	176	2	0	2	240
CACHE-RICH DRUG TASK FORCE	0	0	0	0	0	0	0	0	0	0	0	0	14
CARBON COUNTY SO	1	0	20	0	34	0	0	0	29	1	0	4	159
CENTERVILLE PD	1	0	25	20	52	0	0	25	122	11	0	8	358
CLEARFIELD PD	2	0	51	23	144	0	0	37	281	23	7	7	947
CLINTON PD	2	0	20	7	64	0	6	13	87	3	0	4	270
DAVIS COUNTY SO	2	0	16	5	21	0	1	7	55	6	1	2	340
DUCHESNE COUNTY SO	1	0	32	2	54	0	1	6	55	7	1	0	261
EAST CARBON PD	0	0	6	0	4	0	0	1	4	0	0	0	26
FARMINGTON PD	0	0	10	5	46	0	0	5	49	10	1	0	181
GRANTSVILLE PD	1	0	19	6	39	0	0	11	43	9	2	0	201
HEBER CITY PD	0	0	24	2	34	1	0	3	22	4	0	0	99
HELPER PD	1	0	10	0	11	0	1	1	9	4	1	0	111
KAYSVILLE PD	2	0	40	14	133	0	0	25	187	12	0	0	524
LAYTON PD	7	0	107	80	358	0	0	131	719	47	8	18	2,034
LOGAN PD	0	0	36	25	104	2	0	27	268	13	3	6	721
MIDVALE PD	1	0	73	79	329	0	0	51	603	92	7	10	1,742
MORGAN COUNTY SO	0	0	15	0	28	0	0	5	35	3	0	0	111
MURRAY PD	0	0	217	147	644	1	0	57	1,442	123	17	4	3,259
NAPLES PD	0	0	12	0	16	0	0	1	36	1	0	0	94
NORTH OGDEN PD	0	0	31	8	130	0	0	7	129	9	0	2	389
NORTH SALT LAKE PD	0	0	22	10	41	0	0	6	177	18	0	4	357
PLEASANT GROVE/LINDON PD	1	0	45	22	204	0	0	23	343	27	2	7	936
PRICE PD	1	0	21	9	51	1	0	6	148	6	1	7	375
PROVO PD	11	0	209	112	388	1	3	96	1,697	84	11	80	3,725
RIVERDALE PD	0	0	21	31	49	0	0	18	236	7	6	1	492
ROOSEVELT PD	0	0	13	4	42	0	0	2	71	2	0	1	229
ROY PD	2	0	59	22	234	0	1	22	300	20	7	0	968
SALT LAKE CITY PD	19	0	1,085	417	2,037	13	9	390	5,809	917	234	197	15,131
SALT LAKE COUNTY SO	23	0	896	535	2,371	4	6	612	4,940	522	66	53	12,575
SANDY PD	1	0	213	130	409	1	0	88	1,275	104	18	33	3,224
SOUTH JORDAN PD	1	0	56	13	191	0	0	45	284	18	0	8	893
SOUTH OGDEN PD	0	0	32	22	63	0	1	4	114	10	1	0	351
SOUTH SALT LAKE PD	2	0	145	59	536	0	0	36	843	153	14	24	2,341
SOUTHERN UTAH UNIVERSITY PD	0	0	4	0	7	0	0	1	18	1	0	1	37
SPANISH FORK PD	1	0	91	237	168	0	0	42	762	21	2	23	1,473
ST. GEORGE PD	0	0	67	12	172	3	0	23	392	30	0	0	1,029
SUNSET PD	1	0	16	3	46	0	0	7	88	5	0	0	248
SYRACUSE PD	2	0	12	4	61	0	0	11	68	2	0	0	250
TOOELE COUNTY SO	0	0	25	0	22	0	0	1	87	3	1	0	159
TOOELE PD	4	0	64	27	254	0	0	43	280	37	7	3	1,049
UINTAH COUNTY SO *	1	0	39	16	59	0	0	7	96	3	0	5	421
UTAH CO MAJOR CRIMES TASK FORCE	0	0	0	2	32	0	0	0	5	2	0	16	507
VERNAL PD	0	0	30	27	102	1	0	8	142	18	1	5	511
WASATCH COUNTY SO	1	0	13	1	51	0	0	0	57	5	0	1	191
WASHINGTON COUNTY SO	3	0	27	2	55	0	0	9	105	14	0	0	334
WEBER COUNTY SO	2	0	112	16	302	1	1	26	467	35	3	7	1,333
WELLINGTON PD	0	0	4	0	2	0	0	0	16	0	0	0	41
WEST JORDAN PD	4	0	134	126	539	0	0	107	1,027	80	16	14	2,719
WEST VALLEY PD	14	0	362	216	893	1	0	208	2,530	317	80	103	7,010
WOODS CROSS PD	0	0	16	8	41	6	0	11	108	6	2	8	295
Total - IBR Agencies	116	0	4,721	2,536	11,763	36	30	2,312	27,417	2,883	528	670	72,442

*Less than six months of data submitted