


Crime in Utah Quarterly Report

Department of Public Safety

January – September 2004



Department of Public Safety
Robert L. Flowers, Commissioner

Bureau of Criminal Identification
Scott Behunin, Bureau Director



SUMMARY BASED REPORTING

Introduction

This quarterly *Crime in Utah* report is published by the Bureau of Criminal Identification to give governmental leaders and citizens a better understanding of criminal activity in the state. The report is a compilation of crime data reported by local law enforcement agencies throughout the state. The data is reported under the guidelines of the Uniform Crime Reporting (UCR) program, a national program which uses generic crime definitions to ensure that crime data is comparable across political boundaries. BCI forwards data collected from Utah law enforcement agencies to the FBI, who in turn combines it with data from other states to compile and publish an annual report called *Crime in the United States*.

UCR data is collected in two formats: "summary based reporting" which has undergone only minor changes since the 1930's, and "incident based reporting" (IBR) which uses computer technology to collect more detailed information. The summary based system is still used by about half of Utah law enforcement agencies. Therefore, the data from agencies participating in the IBR system is also presented in the summary format to ensure comparable numbers. IBR data is also presented in more detail in a separate section of this report.

In the summary based system, crimes are divided into two categories: *Part I Crimes*, which include criminal homicide (murder, nonnegligent manslaughter, and manslaughter by negligence), forcible rape, robbery, aggravated assault, burglary, larceny-theft, motor vehicle theft, and arson; and *Part II Crimes*, which include all other non-traffic crimes. The Part I crimes, except manslaughter by negligence, make up the "crime index" used by the FBI to track our nation's crime situation. Therefore, these crimes are often referred to as *index crimes*. The number of known offenses and arrests are reported on Part I Crimes, while only arrests are reported on Part II Crimes. If multiple Part I offenses are committed in the same criminal episode, only the most serious offense is reported.

The Part I Crimes are also categorized as *violent crimes* (murder and nonnegligent manslaughter, forcible rape, robbery, and aggravated assault) and *property crimes* (burglary, larceny-theft, motor vehicle theft, and arson) for analysis purposes.

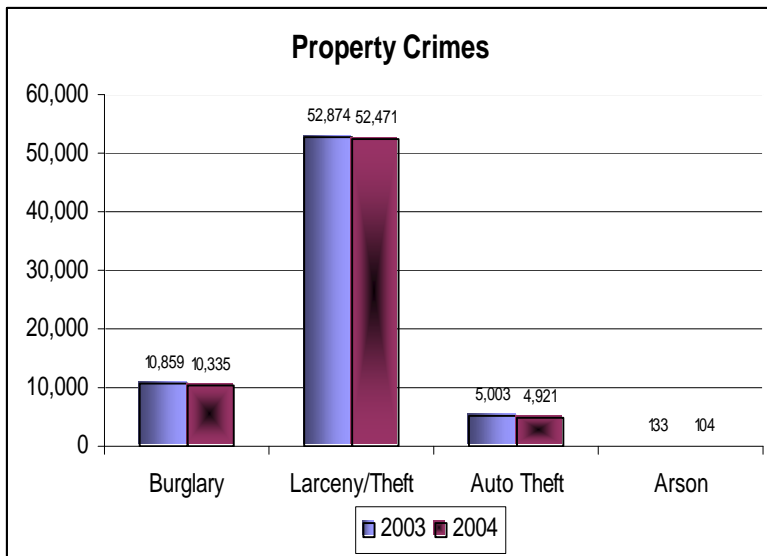
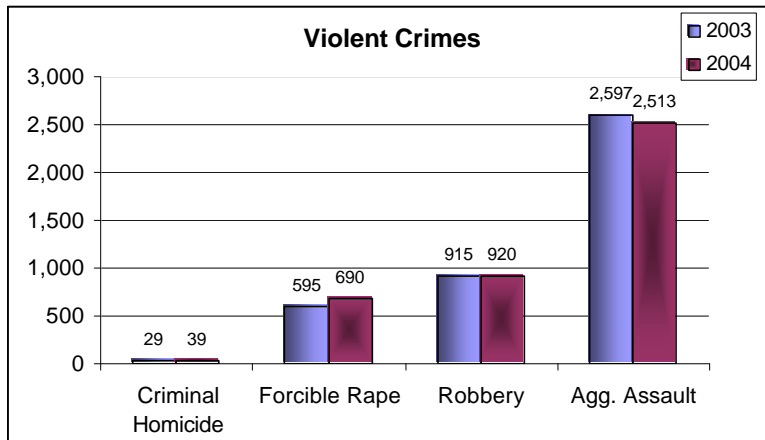
The statistics presented in this report are only as accurate as the data provided by the local law enforcement agencies. *Nineteen law enforcement agencies did not submit data for this report.*

Summary Analysis

- ? During the first nine months of 2004 a total of 71,993 index crimes were reported. This is a **1.39% decrease** over the same period in 2004, in which there were 73,005 index crimes reported.
- ? Violent crime **increased 0.63%**. Murder increased 34.48%, robbery increased 0.55%, rape increased 15.97%, while aggravated assault decreased 3.23%.
- ? Property crime **decreased 1.51%**. Burglary decreased 4.83%, larceny decreased 0.76%, motor vehicle theft decreased 1.64% and arson decreased 21.80%.
- ? There were 93,234 arrests reported in the first nine months of 2004. This is up 5.99% from the same time last year. Adult arrests **increased 5.94%**, juvenile arrests **increased by 6.16%**.
- ? The dollar value of property stolen during the first nine months of 2004 was **\$\$69,640,619, down by 3.80%** from last year. Reported recoveries totaled \$19,523,511, a **2.17% decrease** from last year.

SUMMARY BASED REPORTING

Crime Trends - January to September 2004



PROPERTY BY TYPE AND VALUE:	Stolen		Recovered	
	2004	2003	2004	2003
Currency, Notes, Etc.	\$5,013,267	\$9,209,708	\$301,396	\$824,476
Jewelry and Precious Metals	\$4,520,589	\$4,490,912	\$165,564	\$186,429
Clothing and Furs	\$795,437	\$668,835	\$112,751	\$707,347
Locally Stolen Motor Vehicles	\$26,775,528	\$26,555,230	\$16,529,036	\$16,017,546
Office Equipment	\$3,347,642	\$3,221,283	\$184,790	\$170,362
Televisions, Radios, Stereos, etc.	\$5,713,378	\$5,910,219	\$185,859	\$257,544
Firearms	\$702,624	\$494,378	\$49,148	\$55,978
Household Goods	\$1,235,932	\$980,098	\$58,850	\$60,371
Consumable Goods	\$597,423	\$739,974	\$34,496	\$34,080
Livestock	\$22,842	\$139,895	\$2,624	\$18,275
Miscellaneous	\$20,915,957	\$19,984,256	\$1,898,997	\$1,624,847
Total	\$69,640,619	\$72,394,788	\$19,523,511	\$19,957,255

SUMMARY BASED REPORTING
Crime Index Offenses By Contributing Agency -- January to September 2004

Agency	Homicide	Rape	Robbery	Agg. Assault	Burglary	Larceny	Auto Theft	Arson	2004 Totals	2003 Totals
Beaver County Sheriff	0	0	0	3	11	49	4	0	67	97
* Minersville PD	0	0	Reports Not Received				0	0	0	0
Box Elder County Sheriff	0	2	0	2	34	156	4	0	198	247
Brigham City PD	0	12	2	25	105	331	12	0	487	398
Garland PD	0	0	Reports Not Received				0	0	0	0
* Mantua PD	0	0	Reports Not Received				0	0	0	0
* Perry PD	0	1	0	1	17	20	2	0	41	30
Tremonton PD	0	2	0	3	49	144	11	0	209	179
Willard PD	0	0	0	0	5	6	0	0	11	36
Cache County Sheriff	0	11	1	16	66	237	21	0	352	404
Cache-Rich Drug Task Force **	0	0	See Arrest Data				0	0	0	0
Logan PD	0	4	3	11	49	339	16	1	423	788
North Park PD	0	0	0	0	25	99	5	0	129	206
Smithfield PD	0	0	0	2	12	60	0	0	74	133
USU PD	0	1	0	0	13	95	0	0	109	117
Carbon County Sheriff	0	1	0	6	39	42	4	0	92	127
CEU PD	0	0	0	0	1	3	0	0	4	12
East Carbon PD	0	0	0	3	7	9	0	0	19	3
Helper PD	0	0	2	0	12	18	3	0	35	27
Price PD	1	1	1	7	33	208	11	2	264	295
* Wellington PD	0	0	0	0	4	14	0	0	18	5
Daggett County Sheriff	0	0	0	1	6	14	0	0	21	28
Davis County Sheriff	0	0	See IBR Data				0	0	0	0
Bountiful PD	0	8	9	3	30	178	12	0	240	895
Centerville PD	0	2	0	3	33	194	11	0	243	319
Clearfield PD	0	9	7	20	72	445	29	4	586	570
Clinton PD	0	1	0	3	27	135	5	1	172	172
Farmington PD	0	1	1	7	19	101	12	0	141	204
Kaysville PD	0	5	0	8	53	287	21	6	380	394
Layton PD	0	20	15	43	180	1,025	61	16	1,360	1,763
North Salt Lake PD	0	5	2	6	33	263	24	0	333	323
Sunset PD	0	2	0	3	27	106	9	0	147	100
Syracuse PD	0	0	0	10	19	102	3	1	135	172
West Bountiful PD	0	0	1	1	8	141	7	5	163	156
Woods Cross PD	0	2	2	1	24	145	13	0	187	217
Duchesne County Sheriff	0	4	1	7	41	63	10	2	128	160
Roosevelt PD	0	0	0	4	17	103	6	0	130	163
Emery County Sheriff	0	0	0	5	33	74	1	0	113	172
* Garfield County Sheriff	0	0	Reports Not Received				0	0	0	1
Grand County Sheriff	2	0	0	5	13	70	4	0	94	85
Moab PD	0	2	1	15	35	141	9	0	203	181
Iron County Sheriff	1	0	0	13	24	57	5	0	100	112
Brian Head Marshal	0	1	0	0	1	20	0	0	22	33
Cedar City PD	1	1	1	11	78	383	20	3	498	552
* Enoch PD	0	0	Reports Not Received				0	0	0	0
* Parowan PD	0	0	Reports Not Received				0	0	0	0
SUU PD	0	0	0	2	5	20	2	0	29	30
* Juab County Sheriff	0	0	Reports Not Received				0	0	0	0
Nephi PD	0	3	0	5	42	168	13	1	232	92
* Kane County Sheriff	0	0	Reports Not Received				0	0	0	0
* Big Water Marshals Office	0	0	Reports Not Received				0	0	0	7
Kanab PD	0	0	0	0	13	37	1	0	51	45
Millard County Sheriff	1	5	0	9	51	226	27	0	319	296
Morgan County Sheriff	0	0	See IBR Data				0	0	0	0
* Piute County Sheriff	0	0	Reports Not Received				0	0	0	0
Rich County Sheriff ***	0	0	0	4	13	15	1	1	34	45
Salt Lake County Sheriff	3	124	101	427	1,378	7,347	764	5	10,149	11,077
* Alta Marshal	0	0	Reports Not Received				0	0	0	0
Draper PD	0	5	5	11	134	543	36	0	734	0
Granite School District PD	0	0	0	37	16	91	1	4	149	236
Midvale PD	2	10	14	32	119	952	129	0	1,258	1,544
Murray PD	0	19	27	76	327	2,096	154	0	2,699	2,913
Salt Lake City PD	9	74	353	563	1,665	8,714	1,287	4	12,669	13,267
Sandy PD	2	21	32	83	313	1,792	130	5	2,378	2,449
South Jordan PD	0	1	0	23	122	356	21	2	525	619

Agency	Homicide	Rape	Robbery	Agg. Assault	Burglary	Larceny	Auto Theft	Arson	2004 Totals	2003 Totals	
South Salt Lake PD	0	40	23	71	224	1,273	200	0	1,831	1,420	
University Of Utah PD	0	2	2	4	10	431	9	0	458	381	
West Jordan PD	0	24	26	59	244	1,671	128	0	2,152	2,532	
West Valley PD	1	57	114	193	626	3,773	429	1	5,194	5,416	
San Juan County Sheriff	0	5	1	2	3	14	3	0	28	41	
Blanding PD	0	0	0	1	9	17	1	0	28	35	
Monticello PD	1	0	0	1	0	15	1	0	18	9	
Sanpete County Sheriff	0	0	0	5	37	34	3	2	81	135	
* Centerfield PD											
Ephraim PD	0	0	0	5	23	92	0	0	120	92	
Fairview PD	0	0	Reports Not Received					0	0	0	0
* Fountain Green PD	0	0	Reports Not Received					0	0	0	0
Gunnison PD	0	0	0	0	5	32	6	0	43	20	
* Moroni PD	0	0	Reports Not Received					0	0	0	0
* Mt. Pleasant PD	0	0	Reports Not Received					0	0	0	161
Sevier County Sheriff	0	4	0	5	27	90	7	0	133	142	
Richfield PD	0	2	0	1	27	233	14	0	277	284	
Salina PD	0	0	1	4	6	106	3	1	121	165	
Summit County Sheriff	0	4	0	1	80	375	21	0	481	508	
* Kamas PD	0	0	Reports Not Received					0	0	0	0
Park City PD	0	4	5	2	62	329	17	0	419	455	
Tooele County Sheriff	0	3	1	5	40	118	4	0	171	177	
Grantsville PD	2	4	1	4	25	76	14	0	126	136	
Stockton Police Dept	0	0	0	1	1	0	0	0	2	1	
Tooele PD	0	14	9	44	97	415	46	6	631	584	
Wendover PD	0	1	1	0	19	47	7	0	75	25	
Uintah County Sheriff	1	7	1	14	83	133	17	0	256	188	
Naples PD	0	0	0	6	18	44	1	0	69	47	
Vernal PD	0	3	1	11	46	209	27	0	297	298	
Utah County Sheriff	2	14	2	32	111	239	18	4	422	458	
Alpine/Highland PD	0	3	0	2	64	143	6	0	218	208	
American Fork PD	0	7	3	15	130	655	37	1	848	466	
BYU PD	0	0	0	2	20	265	1	0	288	280	
Lehi PD	1	5	1	6	149	272	27	0	461	457	
Mapleton PD	0	0	0	1	24	48	1	0	74	25	
Orem PD	1	11	11	15	348	2,440	135	0	2,961	2,555	
Payson PD	0	3	2	10	168	291	21	1	496	352	
* Pleasant Grove PD/Lindon PD	1	6	2	2	47	355	34	0	447	446	
Provo PD	0	25	13	61	340	1,861	84	5	2,389	1,443	
Salem	0	0	0	1	15	125	3	0	144	25	
Santaquin/Genola PD	0	0	1	1	22	85	9	0	118	101	
Spanish Fork PD	0	3	2	0	150	821	21	3	1,000	642	
Springville PD	0	10	1	16	128	615	46	0	816	752	
Utah CO Major Crimes Task Force	0	0	0	4	0	7	3	0	14	7	
UVSC PD	0	0	0	1	2	75	0	0	78	47	
Wasatch County Sheriff	0	1	0	4	25	84	4	0	118	125	
Heber City PD	0	0	0	1	24	22	4	0	51	36	
Washington County Sheriff	0	1	0	10	26	95	16	0	148	388	
* Dixie College PD	0	0	Reports Not Received					0	0	0	0
Hildale PD	0	0	0	0	2	1	0	0	3	6	
Hurricane PD	0	3	1	3	28	165	13	1	214	217	
* Leeds PD	0	0	Reports Not Received					0	0	0	0
St. George PD	0	16	1	97	205	769	87	0	1,175	1,033	
Wayne County Sheriff	0	0	0	2	3	23	2	0	30	20	
Weber County Sheriff	1	3	12	36	241	1,048	86	1	1,428	348	
Harrisville PD	0	0	3	2	31	143	4	0	183	158	
North Ogden PD	0	2	0	3	52	184	7	0	248	211	
Ogden PD	4	27	80	169	637	2,915	318	13	4,163	4,026	
* Pleasant View PD	0	0	Reports Not Received					0	0	0	764
Riverdale PD	0	4	7	16	33	349	9	0	418	370	
Roy PD	2	9	8	32	83	404	33	2	573	757	
South Ogden PD	0	2	3	8	49	181	13	0	256	377	
* WSU	0	1	0	2	13	30	0	0	46	107	
Grand Total	39	690	920	2,513	10,335	52,471	4,921	104	71,993	73,005	

* This agency did not submit the full 9 months of data.

*** The Cache-Rich Drug Task Force covers both Cache and Rich Counties.

SUMMARY BASED REPORTING

Arrest Data by Agency - January to September 2004

Agency	Adult Arrests	Juvenile Arrests	Agency	Adult Arrests	Juvenile Arrests
Beaver County Sheriff	211	51	South Jordan PD	610	318
Minersville PD*	NDS		South Salt Lake PD	1,015	200
Box Elder County Sheriff	207	86	University Of Utah PD	109	9
Brigham City PD	189	180	West Jordan PD	1,146	614
Garland PD*	NDS		West Valley PD	3,718	1,525
Mantua PD*	NDS		San Juan County Sheriff	81	15
Perry PD*	40		Blanding PD	149	51
Tremonton PD	113	159	Monticello PD	19	
Willard PD	22	5	Sanpete County Sheriff	76	
Cache County Sheriff	641	456	Centerfield PD*	NDS	
Cache-Rich Drug Task Force	11		Ephraim PD	104	33
Logan PD	1,273	674	Fairview PD*	NDS	
North Park PD	141	70	Fountain Green PD*	NDS	
Smithfield PD	58	43	Gunnison PD	75	
Utah State Univ - Logan	50	7	Moroni PD*	NDS	
Carbon County Sheriff	151	13	Mt. Pleasant PD*	NDS	
CEU PD	0	0	Sevier County Sheriff	249	74
East Carbon PD	32	8	Richfield PD	240	157
Helper PD	116	10	Salina PD	274	37
Price PD	356	125	Summit County Sheriff	577	122
Wellington PD*	53	4	Kamas PD*	NDS	
Daggett County Sheriff	35	5	Park City PD	425	100
Davis County Sheriff **			Tooele County Sheriff	159	38
Bountiful PD	100	85	Grantsville PD	110	112
Centerville PD	371	115	Stockton Police Dept	1	
Clearfield PD	777	304	Tooele PD	852	510
Clinton PD	144	118	Wendover PD	35	
Davis County Task Force	72		Uintah County Sheriff	1,138	307
Farmington PD	127	54	Naples PD	182	34
Kaysville PD	180	217	Vernal PD	643	186
Layton PD	1,173	641	Utah County Sheriff	1,892	320
North Salt Lake PD	307	55	Alpine/Highland PD	57	47
Sunset PD	182	110	American Fork PD	821	255
Syracuse PD	208	53	BYU PD	90	10
West Bountiful PD	314	163	Lehi PD	379	174
Woods Cross PD	341	101	Mapleton PD	53	13
Duchesne County Sheriff	368	54	Orem PD	1,067	647
Roosevelt PD	468	164	Payson PD	308	165
Emery County Sheriff	177	9	Pleasant Grove/Lindon PD*	377	153
Garfield County Sheriff*	NDS		Provo PD	2,170	651
Grand County Sheriff	91		Salem	125	42
Moab PD	351	71	Santaquin/Geonola PD	108	54
Iron County Sheriff	155	15	Spanish Fork PD	796	248
Brian Head Marshal	22	8	Springville PD	574	185
Cedar City PD	760	283	Utah County Major Crimes Task	359	25
Enoch PD*	NDS		UVSC PD	37	20
Parowan PD*	NDS		Wasatch County Sheriff	111	30
SUU PD	31	6	Heber City PD	63	
Juab County Sheriff*	NDS		Washington County Sheriff	233	
Nephi PD	308	130	Dixie College PD*		
Kane County Sheriff*	NDS		Hildale PD	6	6
Big Water Marshals Office*	2		Hurricane PD	227	92
Kanab PD	130	26	Leeds PD*		
Millard County Sheriff	274	46	St. George PD	2,840	985
Morgan County Sheriff**			Wayne County Sheriff	9	
Piute County Sheriff*	NDS		Weber County Sheriff	2,078	406
Rich County Sheriff	25	8	Harrisville PD	158	1
Salt Lake County Sheriff	8,337	1,110	North Ogden PD	98	15
Alta Marshal *	NDS		Ogden PD	5,285	1,333
Draper PD	289	75	Pleasant View PD*	NDS	
Granite School District PD	62	1,176	Riverdale PD	319	7
Midvale PD	633	274	Roy PD	601	128
Murray PD	1,632	399	South Ogden PD	289	43
Salt Lake City PD	14,327	1,717	WSU PD*	86	8
Sandy PD	1,851	1,120	Wildlife Resource - Led	218	17
			STATE TOTAL	72,109	21,125

NDS - No Data Submitted

*This agency submitted less than 9 months of data.

**These agencies are in NIBRS "Testing Status". They submitted NIBRS test data, but no summary based data, so arrest totals cannot be shown at this time.

SUMMARY BASED REPORTING

Arrest Data by Offense January to September 2004

Juvenile Arrests		
	Total Arrests	
Crime Category	2004	2003
Murder & Non-negligent Manslaughter	4	2
Manslaughter by Negligence		1
Forcible Rape	53	54
Robbery	47	13
Aggravated Assault	242	317
Burglary	322	327
Larceny/Theft	4,164	4,056
Motor Vehicle Theft	193	230
Simple Assault	1,660	1,435
Arson	70	92
Part 1 Crime Arrests	6,755	6,527
Forgery and Counterfeiting	40	45
Fraud	55	50
Embezzlement	0	1
Stolen Property Offenses	138	125
Vandalism	1,229	1,270
Weapons Offenses	311	336
Prostitution	6	2
Sex Offenses	244	159
Sale/Opium	9	1
Sale/Marijuana	41	35
Sale/Synthetic Narcotics	2	3
Sale/Other	26	18
Possess/Opium	32	14
Possess/Marijuana	753	695
Possess/Synthetic Narcotics	29	15
Possess/Other	227	208
Bookmaking (Horse and Sport)	0	0
Numbers and Lottery	0	0
All Other Gambling	0	0
Offense Against Family and Children	23	23
D.U.I.	137	126
Liquor Laws	2,186	1,797
Drunkenness	131	162
Disorderly Conduct	1,967	1,760
Vagrancy	141	163
All Other Offenses	4,842	4,415
Curfew and Loitering	1,263	1,315
Run-Aways	538	634
Part 2 Crime Arrests	14,730	13,372
Grand Totals	21,125	19,899

Adult Arrests		
	Total Arrests	
Crime Category	2004	2003
Murder & Non-negligent Manslaughter	44	38
Manslaughter by Negligence	5	5
Forcible Rape	109	106
Robbery	274	232
Aggravated Assault	687	683
Burglary	720	832
Larceny/Theft	7,067	6,274
Motor Vehicle Theft	309	304
Simple Assault	5,843	5,694
Arson	34	41
Part 1 Crime Arrests	15,092	14,209
Forgery and Counterfeiting	843	830
Fraud	540	592
Embezzlement	9	5
Stolen Property Offenses	542	461
Vandalism	1,323	1,439
Weapons Offenses	686	657
Prostitution	265	170
Sex Offenses	242	188
Sale/Opium	164	140
Sale/Marijuana	187	182
Sale/Synthetic Narcotics	54	64
Sale/Other	213	165
Possess/Opium	491	497
Possess/Marijuana	2,616	2,364
Possess/Synthetic Narcotics	294	239
Possess/Other	1,713	1,684
Bookmaking (Horse and Sport)	0	0
Numbers and Lottery	0	0
All Other Gambling	0	0
Offense Against Family and Children	1097	962
D.U.I.	5,238	5,350
Liquor Laws	7,535	7,223
Drunkenness	3,642	3,736
Disorderly Conduct	3,041	2,896
Vagrancy	27	12
All Other Offenses	26,254	23,998
Part 2 Crime Arrests	57,017	53,854
Grand Totals	72,109	68,063

Juvenile: an individual 17 years of age or younger

Adult: an individual 18 years of age or older

INCIDENT BASED REPORTING

Introduction – What is Incident Based Reporting?

The National Incident Based Reporting System (NIBRS) is an updated method of collecting crime data within the UCR program. It was designed to provide more comprehensive data for the management of crime in our society. In an incident based reporting (IBR) system, computer technology is used to collect more detailed information about the crimes that occur. The availability of detailed information about criminal activity, stored in a computer database, makes the analysis of criminal activity a viable tool for law enforcement administrators and other public officials.

The Utah Incident Based Reporting System was implemented in 1991; 54 agencies submitted IBR data for this report. The data accepted by the Utah repository is also forwarded to the NIBRS repository where the FBI uses it to depict criminal activity nationwide.

The data from the IBR system is not directly comparable to the data from the summary based reports. Information about each incident and arrest is collected for 22 offense categories comprised of 46 Group A offenses. All offenses that occur in a criminal episode are reported, not just the most serious. Only arrest data is collected for 11 Group B crimes.

Converting to IBR takes a lot of planning, work, and patience. It also requires enough foresight to see the value of accurate, detailed crime data in understanding and managing this serious problem. BCI appreciates the following agencies, which have made the commitment to participate in the NIBRS program:

Agency	Months Submitted
Alpine/Highland PD	9
BYU PD	9
Cache-Rich Drug Task Force	9
Carbon County Sheriff	9
Centerville PD	9
Clearfield PD	9
Clinton PD	9
Davis County Sheriff *	9
Duchesne County Sheriff	9
East Carbon PD	9
Farmington PD	9
Grantsville PD	9
Heber City PD	9
Helper PD	9
Kaysville PD	9
Layton PD	9
Logan PD	9
Midvale PD	9
Morgan County Sheriff *	9
Murray PD	9
Naples PD	9
North Ogden PD	9
North Salt Lake PD	9
Pleasant Grove/Lindon PD	8
Price PD	9
Provo PD	9
Riverdale PD	9

Agency	Months Submitted
Roosevelt PD	9
Roy PD	9
Salt Lake City PD	9
Salt Lake County Sheriff	9
Sandy PD	9
South Jordan PD	9
South Ogden PD	9
South Salt Lake PD	9
Southern Utah University PD	9
Spanish Fork PD	9
St. George PD	9
Sunset PD	9
Syracuse PD	9
Tooele County Sheriff	9
Tooele PD	9
Tremonton PD	9
Uintah County Sheriff	9
University Of Utah PD	9
Utah County Major Crimes Strike Force	9
Vernal PD	9
Wasatch County Sheriff	9
Washington County Sheriff	9
Weber County Sheriff	9
Wellington PD	6
West Jordan PD	9
West Valley PD	9
Woods Cross PD	9

*These agencies are in the process of becoming IBR certified, which requires an error rate of 4% or less over a four-month period.

INCIDENT BASED REPORTING

January - September 2004 - Crimes Against Persons, Crimes Against Society

Since 54 of the 109 reporting agencies are currently participating in the IBR program, IBR statistics should not be considered an accurate depiction of criminal activity statewide.

Agency	Assault Offenses (All)	Homicide	Kidnapping	Sex Offenses (Forcible)	Sex Offenses (Non Forcible)	Drugs	Gambling	Pornography	Prostitution	Weapon Offenses
ALPINE/HIGHLAND PD	15	0	0	9	1	27	0	0	0	5
BOUNTIFUL PD	184	1	0	39	4	73	0	0	0	11
BYU PD	24	0	0	1	0	6	0	1	0	1
CACHE-RICH DRUG TASK FORCE	0	0	0	0	0	16	0	0	0	0
CARBON COUNTY SHERIFF	49	0	0	4	1	43	0	0	0	7
CENTERVILLE PD	66	0	2	7	0	100	0	0	0	15
CLEARFIELD PD	208	0	1	42	1	280	0	1	0	42
CLINTON PD	34	0	2	10	1	29	0	0	0	12
DAVIS COUNTY SHERIFF	55	0	0	7	1	258	0	1	0	12
DUCHESNE COUNTY SHERIFF	54	0	3	18	3	86	0	0	0	14
EAST CARBON PD	10	0	0	1	0	0	0	0	0	0
FARMINGTON PD	38	0	0	8	0	55	0	0	0	7
GRANTSVILLE PD	25	2	1	12	0	53	0	0	0	8
HEBER CITY PD	2	0	0	7	0	0	0	0	0	0
HELPER PD	12	0	1	1	0	80	0	0	0	4
KAYSVILLE PD	71	0	1	27	1	45	0	0	0	8
LAYTON PD	458	1	33	77	5	211	0	0	0	27
LOGAN PD	130	0	0	12	0	185	0	0	0	26
MIDVALE PD	478	2	4	23	3	225	0	3	0	32
MORGAN COUNTY SHERIFF	17	0	1	3	0	21	0	0	0	2
MURRAY PD	589	0	4	48	0	209	0	1	1	24
NAPLES PD	13	0	0	1	0	28	0	0	0	2
NORTH OGDEN PD	53	0	0	9	0	34	0	1	0	11
NORTH SALT LAKE PD	48	0	0	12	0	58	0	0	0	1
PLEASANT GROVE PD	98	1	1	13	0	203	0	3	0	9
PRICE PD	67	1	2	6	0	98	0	0	0	11
PROVO PD	592	0	47	82	6	609	0	21	1	101
RIVERDALE PD	87	0	0	12	0	93	0	1	0	8
ROOSEVELT PD	59	0	3	4	0	66	0	0	0	6
ROY PD	252	2	15	52	0	123	0	3	0	19
SALT LAKE CITY PD	3,477	9	57	301	6	1,882	0	8	334	230
SALT LAKE COUNTY SHERIFF	2,191	3	36	383	37	1,175	1	4	2	123
SANDY PD	670	2	5	86	4	572	0	2	0	54
SOUTH JORDAN PD	206	0	3	8	0	167	0	2	0	20
SOUTH OGDEN PD	65	0	2	10	0	90	0	0	1	3
SOUTH SALT LAKE PD	522	0	2	53	3	245	0	1	2	39
SOUTHERN UTAH UNIVERSITY PD	8	0	0	0	0	2	0	1	0	0
SPANISH FORK PD	97	0	4	10	3	59	0	1	0	12
ST. GEORGE PD	332	0	4	22	7	515	0	0	0	50
SUNSET PD	51	0	0	3	0	57	0	0	0	8
SYRACUSE PD	81	0	0	18	0	37	0	0	0	3
TOOELE COUNTY SHERIFF	30	0	0	8	1	0	0	0	0	0
TOOELE PD	330	0	18	55	6	91	0	0	0	22
UINTAH COUNTY SHERIFF	84	2	4	33	13	338	0	0	0	38
UTAH COUNTY MAJOR CRIMES TASK FORCE	11	0	0	0	0	640	0	0	0	34
VERNAL PD	118	0	1	8	1	107	0	0	0	24
WASATCH COUNTY SHERIFF	54	0	0	9	1	27	0	0	0	1
WASHINGTON COUNTY SHERIFF	40	0	0	5	0	68	0	0	0	6
WEBER COUNTY SHERIFF	287	1	2	32	2	189	0	0	4	26
WELLINGTON PD *	1	0	0	0	0	16	0	0	0	2
WEST JORDAN PD	503	1	1	110	7	391	0	4	1	63
WEST VALLEY PD	1,813	1	8	179	14	1,184	0	8	1	209
WOODS CROSS PD	46	0	0	10	0	70	0	1	0	7
Total - IBR Agencies	14,805	29	268	1,890	132	11,236	1	68	347	1,399

*Less than nine months of data submitted

IBR OFFENSES CONTINUED ON NEXT PAGE

INCIDENT BASED REPORTING

January - September 2004 - Crimes Against Property

Since 54 of the 109 reporting agencies are currently participating in the IBR program, IBR statistics should not be considered an accurate depiction of criminal activity statewide.

Agency	Arson	Bribery	Burglary	Counterfeiting	Destruction of Property	Embezzlement	Extortion	Fraud	Larceny/Theft	Motor Vehicle Theft	Robbery	Stolen Property	Total IBR Offenses
ALPINE/HIGHLAND PD	1	0	64	3	89	0	0	14	180	10	0	4	422
BOUNTIFUL PD	1	0	85	39	14	0	0	50	618	42	8	0	1,169
BYU PD	1	0	20	0	31	0	0	3	267	2	0	3	360
CACHE-RICH DRUG TASK FORCE	0	0	0	0	0	0	0	0	0	0	0	0	16
CARBON COUNTY SHERIFF	1	0	39	0	52	0	0	1	48	4	0	5	254
CENTERVILLE PD	3	0	33	40	87	0	0	28	196	15	0	11	603
CLEARFIELD PD	3	0	77	42	239	0	0	48	451	34	7	11	1,487
CLINTON PD	2	0	27	14	109	0	10	19	137	5	0	4	415
DAVIS COUNTY SHERIFF	2	0	23	8	37	0	1	12	89	7	1	2	516
DUCHESNE COUNTY SHERIFF	3	0	41	2	71	0	1	9	88	11	1	0	405
EAST CARBON PD	0	0	7	0	8	0	0	1	9	0	0	0	36
FARMINGTON PD	0	0	19	11	77	0	0	9	113	15	1	1	354
GRANTSVILLE PD	1	0	26	10	59	0	0	13	76	15	2	0	303
HEBER CITY PD	0	0	24	2	34	1	0	3	22	4	0	0	99
HELPER PD	1	0	12	1	24	0	1	2	20	4	2	2	167
KAYSVILLE PD	2	0	53	23	193	0	1	37	296	22	0	0	780
LAYTON PD	9	0	187	141	562	0	0	180	1,063	80	15	22	3,071
LOGAN PD	0	0	55	36	144	2	0	41	371	19	3	7	1,031
MIDVALE PD	3	0	124	119	500	0	0	78	972	138	14	19	2,737
MORGAN COUNTY SHERIFF	0	0	21	0	39	0	0	5	47	3	0	0	159
MURRAY PD	0	0	332	196	932	1	0	99	2,124	197	27	6	4,790
NAPLES PD	0	0	18	0	27	0	0	2	57	1	0	0	149
NORTH OGDEN PD	0	0	52	11	189	0	0	11	186	13	0	3	573
NORTH SALT LAKE PD	0	0	35	12	65	0	0	9	272	29	2	6	549
PLEASANT GROVE PD	1	0	48	26	216	1	0	29	372	35	2	8	1,066
PRICE PD	3	0	34	12	88	1	0	7	225	10	1	8	574
PROVO PD	11	0	352	134	567	1	3	118	2,476	129	13	115	5,378
RIVERDALE PD	1	0	33	45	87	0	0	27	351	10	7	0	762
ROOSEVELT PD	1	0	17	5	64	0	0	3	110	6	0	2	346
ROY PD	3	0	88	28	319	0	1	36	412	28	8	5	1,394
SALT LAKE CITY PD	31	0	1,703	577	3,284	24	10	579	8,840	1,344	354	294	23,344
SALT LAKE COUNTY SHERIFF	31	0	1,399	786	3,582	5	7	915	7,493	820	101	93	19,187
SANDY PD	6	0	322	177	619	2	0	132	1,810	164	32	52	4,711
SOUTH JORDAN PD	1	0	123	23	313	0	0	63	387	25	0	11	1,352
SOUTH OGDEN PD	0	0	50	39	99	0	1	16	191	15	3	0	585
SOUTH SALT LAKE PD	6	0	228	85	811	1	0	62	1,311	245	23	40	3,679
SOUTHERN UTAH UNIVERSITY PD	0	0	5	0	16	0	0	1	20	2	0	1	56
SPANISH FORK PD	1	0	151	265	254	0	0	83	1,092	29	2	30	2,093
ST. GEORGE PD	0	0	212	36	465	5	0	62	1,105	97	1	0	2,913
SUNSET PD	1	0	27	6	69	0	0	13	126	9	0	0	370
SYRACUSE PD	2	0	19	7	91	0	0	14	104	3	0	0	379
TOOELE COUNTY SHERIFF	0	0	40	1	38	0	0	1	128	5	1	0	253
TOOELE PD	6	0	99	39	381	0	0	68	435	54	9	6	1,619
UINTAH COUNTY SHERIFF	2	0	84	34	157	0	8	11	186	20	1	13	1,028
UTAH COUNTY MAJOR CRIMES TASK FORCE	0	0	0	2	50	0	0	0	7	2	0	20	766
VERNAL PD	0	0	48	41	188	0	0	14	229	20	1	7	807
WASATCH COUNTY SHERIFF	1	0	27	1	83	0	0	0	85	7	0	1	297
WASHINGTON COUNTY SHERIFF	3	0	27	2	55	0	0	9	105	14	0	0	334
WEBER COUNTY SHERIFF	3	0	173	19	484	1	1	53	727	56	3	10	2,073
WELLINGTON PD *	0	0	4	0	2	0	0	0	16	0	0	0	41
WEST JORDAN PD	8	0	248	167	915	0	0	167	1,709	138	26	21	4,480
WEST VALLEY PD	18	0	656	321	1,404	3	0	294	4,004	500	114	162	10,893
WOODS CROSS PD	0	0	24	12	74	8	1	18	152	18	2	15	458
Total - IBR Agencies	173	0	7,615	3,600	18,357	56	46	3,469	41,910	4,475	787	1,020	111,683

*Less than nine months of data submitted

IBR OFFENSES CONTINUED FROM PREVIOUS PAGE