



BUREAU OF CRIMINAL  
IDENTIFICATION

# **FIREARMS STATISTICAL REVIEW**

SECOND QUARTER 2004



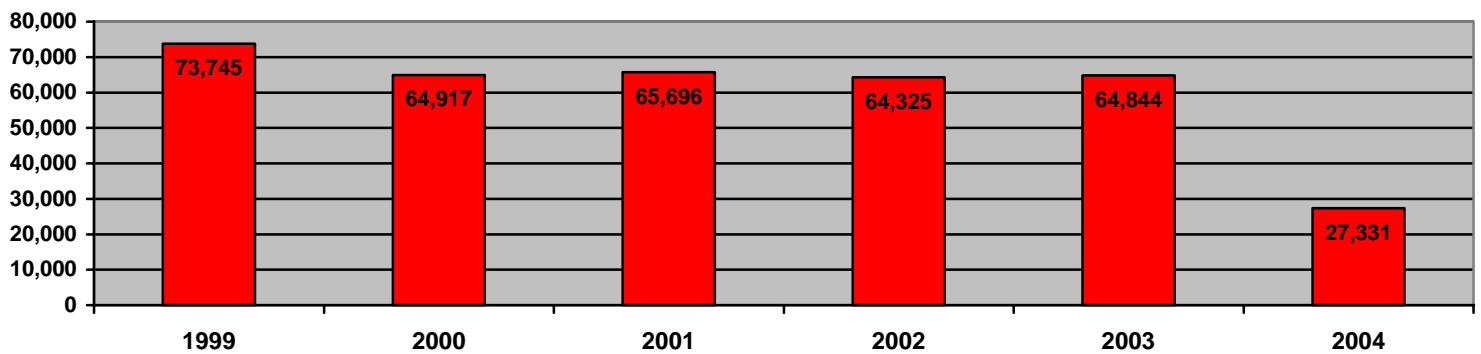
# Monthly Totals (12 Months)

Month	Total	Denials	Denial Reasons					Denial %
			WARRANT	RECORD	*D V	*P O	*OTHER	
JUN '04	3,912	157	27	54	45	16	15	4.0%
MAY '04	4,055	120	23	43	34	15	5	3.0%
APR '04	4,602	156	45	38	42	17	14	3.4%
MAR '04	4,934	173	40	60	54	16	3	3.5%
FEB '04	5,367	168	49	50	45	21	3	3.1%
JAN '04	4,461	147	40	55	32	13	7	3.3%
DEC '03	9,953	221	50	66	73	29	3	2.2%
NOV '03	5,923	146	37	49	37	16	7	2.5%
OCT '03	5,699	201	52	51	61	29	8	3.5%
SEP '03	5,780	196	44	49	64	20	19	3.4%
AUG '03	4,777	136	39	34	32	25	6	2.8%
JUL '03	3,857	105	33	28	25	14	5	2.7%
<b>TOTALS</b>	<b>63,320</b>	<b>1,923</b>	<b>479</b>	<b>577</b>	<b>544</b>	<b>231</b>	<b>95</b>	<b>3.0%</b>

\* Note D V = Domestic Violence P O = Protective Order

\* OTHER = Drug addiction, Mental Incompetent, Illegal Alien, Renounced Citizenship, Dishonorable Discharge, National Instant Check Denial (NICS)

## WEAPONS PURCHASED



# FIREARM TRANSFERS BY COUNTY

## SECOND QUARTER 2004

There were 12,569 requests to purchase weapons during the 2<sup>nd</sup> quarter of 2004. 433 requests were denied. The following tables reflect transfer requests by county, and the reason purchases were denied.

COUNTY	REQUESTS	PERCENT	COUNTY	REQUESTS	PERCENT
BEAVER	110	0.9%	PIUTE	0	0%
BOX ELDER	73	0.6%	RICH	0	0%
CACHE	590	4.7%	SALT LAKE	3,803	30.3%
CARBON	166	1.3%	SAN JUAN	22	0.2%
DAGGETT	0	0%	SANPETE	55	0.4%
DAVIS	513	4.0%	SEVIER	244	1.9%
DUCHESNE	76	0.6%	SUMMIT	55	0.4%
EMERY	46	0.4%	TOOELE	366	3.0%
GARFIELD	6	0.04%	UINTAH	656	5.2%
GRAND	52	0.4%	UTAH	2,092	16.6%
IRON	430	3.4%	WASATCH	27	0.2%
JUAB	30	0.2%	WASHINGTON	868	7.0%
KANE	56	0.4%	WAYNE	0	.0%
MILLARD	148	1.2%	WEBER	2,039	16.2%
MORGAN	44	0.3%	<b>TOTAL</b>	<b>12,569</b>	

## DENIALS

Month	Total	Denials	Denial Reasons					Denial %
			WARRANT	RECORD	*D V	*P O	*OTHER	
<b>JUN '04</b>	<b>3,912</b>	<b>157</b>	<b>27</b>	<b>54</b>	<b>45</b>	<b>16</b>	<b>15</b>	<b>4.0%</b>
<b>MAY '04</b>	<b>4,055</b>	<b>120</b>	<b>23</b>	<b>43</b>	<b>34</b>	<b>15</b>	<b>5</b>	<b>3.0%</b>
<b>APR '04</b>	<b>4,602</b>	<b>156</b>	<b>45</b>	<b>38</b>	<b>42</b>	<b>17</b>	<b>14</b>	<b>3.4%</b>
	<b>12,569</b>	<b>433</b>	<b>95</b>	<b>135</b>	<b>121</b>	<b>48</b>	<b>34</b>	<b>3.4%</b>

\*D.V. = Domestic Violence Conviction \*P.O. = Protective Order

\* OTHER = Drug addiction, Mental Incompetent, Illegal Alien, Renounce Citizenship, Dishonorable Discharge, National Instant Check Denial (NICS)

1,471 Requests were pawn redemptions, of which 86 were denied.  
 11,098 Requests were sales of new or used weapons, of which 347 were denied.

# CONCEALED WEAPONS 2<sup>nd</sup> QUARTER 2004

## OVERVIEW

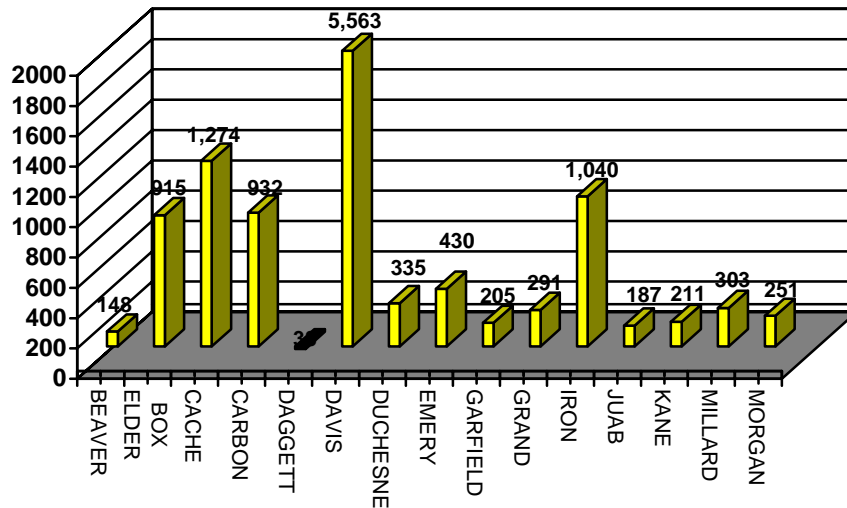
59,565 Total Valid Permits as of June 30 2004

1,796 Permits Issued 2<sup>nd</sup> Quarter

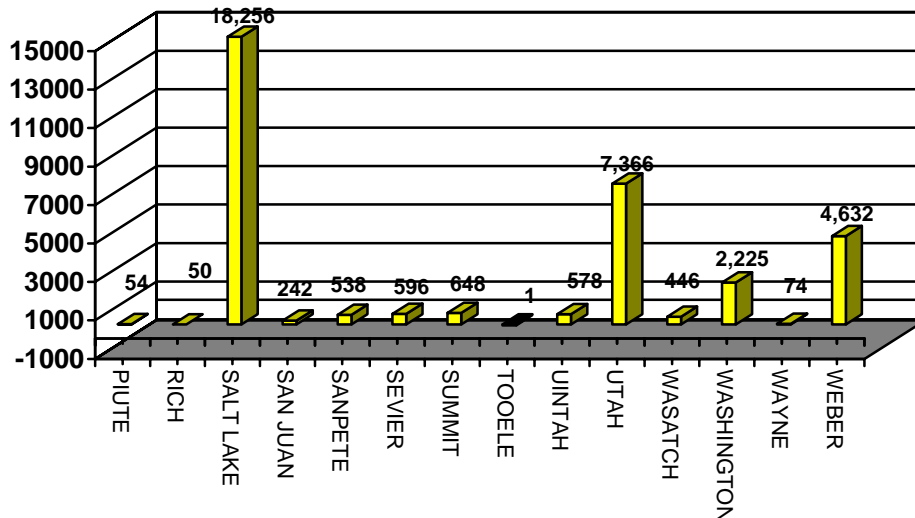
70 Permits Revoked 2<sup>nd</sup> Quarter

## CONCEALED PERMIT DISTRIBUTION BY COUNTY

### COUNTIES



### COUNTIES



# CONCEALED PERMIT STATISTICS

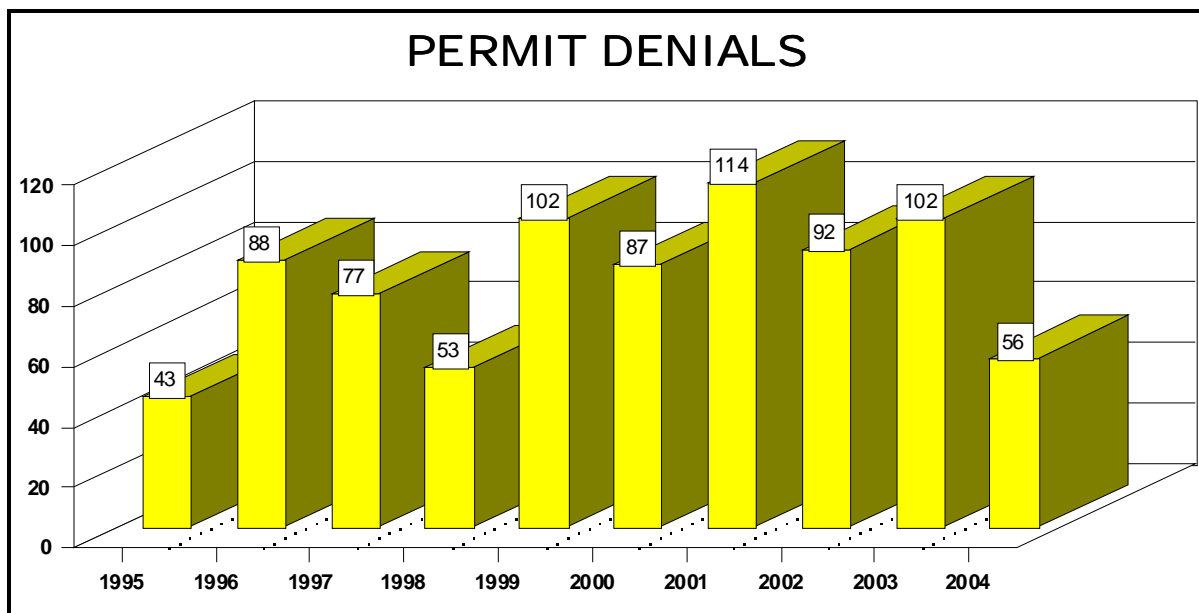
- 30.6% of total permits are located in Salt Lake County
  - 12.4% of total permits are located in Utah County
  - 9.3% of total permits are located in Davis County
  - 7.8% of total permits are located in Weber County
  - 22.9 % of total permits are located in counties outside the Wasatch front
  - 16.8% of total permits are held by non-residents
- \*All percentages rounded

35 new concealed carry applications were denied during the 2<sup>nd</sup> quarter of 2004. The applicant has the right to appeal to the Concealed Permit Review Board, which will review the reason for denial. Approximately 8 revocation and denial appeals are reviewed by the Concealed Permit Board each quarter, the Board overturns approximately 1% after review.

A permit application may be denied for any of the following reasons:

1. Felony conviction
2. Convicted of an offense involving the use of alcohol
3. Convicted of a crime of violence
4. Convicted of any offenses involving controlled substance
5. Convicted of an offense of moral turpitude (fraud, theft, shoplifting, etc.)
6. Convicted of an offense involving domestic violence
7. Has been adjudicated as mentally incompetent
8. Is not qualified to purchase and possess a dangerous weapon or handgun pursuant to federal law
9. Cause to believe applicant may be a danger to self or others by evidence including but not restricted to:
  - A. Past pattern of behavior involving unlawful violence or threats of unlawful violence
  - B. Past participation in incidents involving unlawful violence or threats of unlawful violence
  - C. Conviction of any offense in involving weapons violations
10. Not qualified to purchase and possess a dangerous weapon under federal law.

When assessing good character the bureau may consider mitigating circumstances. Mitigating circumstances may include length of time since an offense, number of offenses, and type of offenses.



## REVOICATIONS 2nd QUARTER 2004

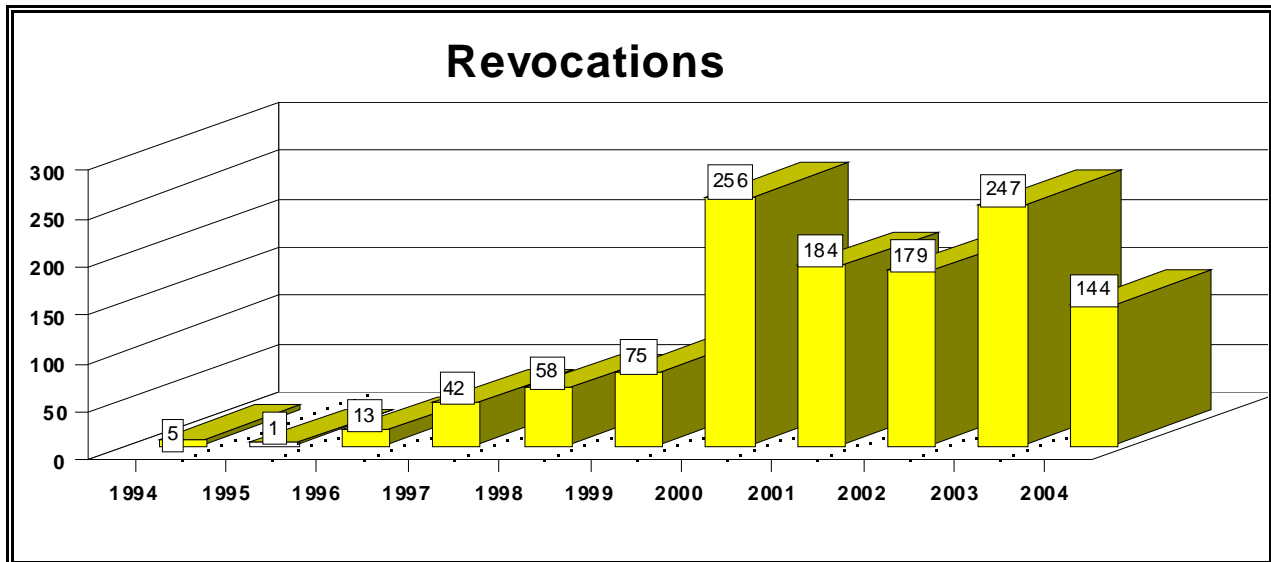
74 Concealed Carry Permits were revoked during the 2nd quarter of 2004. Listed below are the reasons for revocation.

REASON	APR '04	MAY '04	JUN '04
ALCOHOL VIOLATION	7	3	9
PROTECTIVE ORDER	2	5	2
WANTED PERSON	2	0	6
FIREARM OFFENSE	0	0	3
THREAT TO SELF/OTHERS	0	0	1
DOMESTIC VIOLENCE	4	1	1
MORAL TURPITUDE	8	1	5
CONTROLLED SUBSTANCE	1	0	1
FELONY	5	1	2
<b>TOTAL</b>	<b>29</b>	<b>11</b>	<b>14</b>

### Felonies included:

- Murder
- Attempted Murder
- Attempted Arson
- Drugs
- Fraud
- Burglary
- Theft

\*Some permit holders had multiple charges, however only the most serious charge is represented.



\*In February of 2000, BCI implemented a new program to ensure the integrity of the Utah Concealed Carry Permit by checking arrest records on a daily basis, this accounts for the dramatic 241.3% increase seen in 2000.