



BUREAU OF CRIMINAL
IDENTIFICATION

FIREARMS STATISTICAL REVIEW

THIRD QUARTER 2004



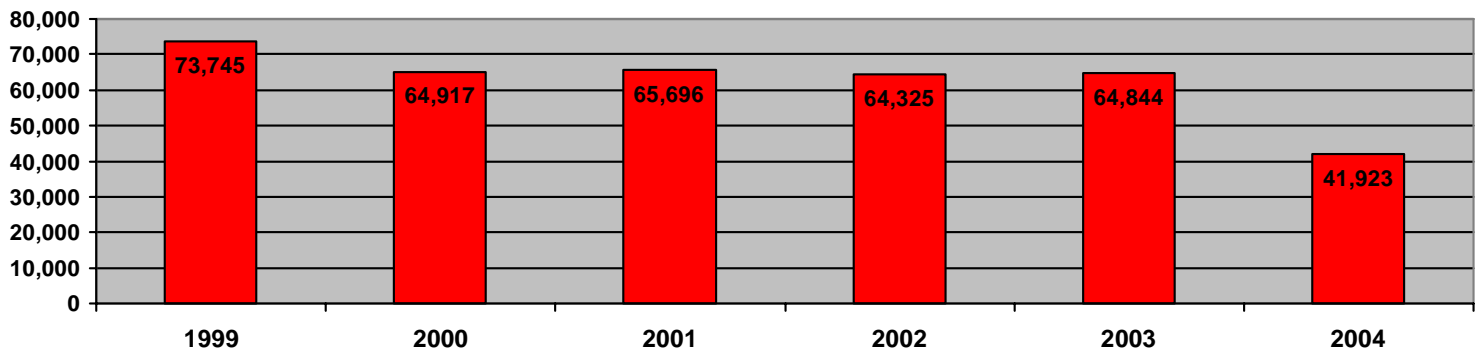
Monthly Totals (12 Months)

Month	Total	Denials	Denial Reasons					Denial %
			WARRANT	RECORD	*D V	*P O	*OTHER	
SEP '04	5,914	227	54	78	42	26	27	3.9%
AUG '04	4,500	156	55	38	35	17	11	3.5%
JUL '04	4,178	184	42	52	37	19	34	4.4%
JUN '04	3,912	157	27	54	45	16	15	4.0%
MAY '04	4,055	120	23	43	34	15	5	3.0%
APR '04	4,602	156	45	38	42	17	14	3.4%
MAR '04	4,934	173	40	60	54	16	3	3.5%
FEB '04	5,367	168	49	50	45	21	3	3.1%
JAN '04	4,461	147	40	55	32	13	7	3.3%
DEC '03	9,953	221	50	66	73	29	3	2.2%
NOV '03	5,923	146	37	49	37	16	7	2.5%
OCT '03	5,699	201	52	51	61	29	8	3.5%
TOTALS	63,498	2,056	514	634	537	234	137	3.2%

* Note D V = Domestic Violence P O = Protective Order

* OTHER = Drug addiction, Mental Incompetent, Illegal Alien, Renounced Citizenship, Dishonorable Discharge, National Instant Check Denial (NICS)

WEAPONS PURCHASED



FIREARM TRANSFERS BY COUNTY

THIRD QUARTER 2004

There were 14,592 requests to purchase weapons during the 3RD quarter of 2004. 567 requests were denied. The following tables reflect transfer requests by county, and the reason purchases were denied.

COUNTY	REQUESTS	PERCENT	COUNTY	REQUESTS	PERCENT
BEAVER	144	1.0%	PIUTE	0	0%
BOX ELDER	52	0.4%	RICH	0	0%
CACHE	715	4.9%	SALT LAKE	4,461	30.6%
CARBON	195	1.3%	SAN JUAN	7	0%
DAGGETT	0	0%	SANPETE	66	0.5%
DAVIS	569	3.9%	SEVIER	286	2.0%
DUCHESNE	122	0.8%	SUMMIT	46	0.3%
EMERY	32	0.2%	TOOELE	396	2.7%
GARFIELD	7	0.0%	UINTAH	719	4.9%
GRAND	47	0.3%	UTAH	2,459	16.9%
IRON	474	3.2%	WASATCH	38	0.3%
JUAB	16	0.1%	WASHINGTON	913	6.3%
KANE	60	0.4%	WAYNE	4	.0%
MILLARD	152	1.0%	WEBER	2,500	17.1%
MORGAN	103	0.7%	TOTAL	14,562	

* All percentages rounded

DENIALS

Month	Total	Denials	Denial Reasons					Denial %
			WARRANT	RECORD	*D V	*P O	*OTHER	
SEP '04	5,914	227	54	78	42	26	27	3.9%
AUG '04	4,500	156	55	38	35	17	11	3.5%
JUL '04	4,178	184	42	52	37	19	34	4.4%
	14,592	567	151	168	114	62	72	3.9%

*D.V.= Domestic Violence Conviction *P.O. = Protective Order

* OTHER = Drug addiction, Mental Incompetent, Illegal Alien, Renounce Citizenship, Dishonorable Discharge, National Instant Check Denial (NICS)

1,864 Requests were pawn redemptions, of which 101 (5.4%) were denied.

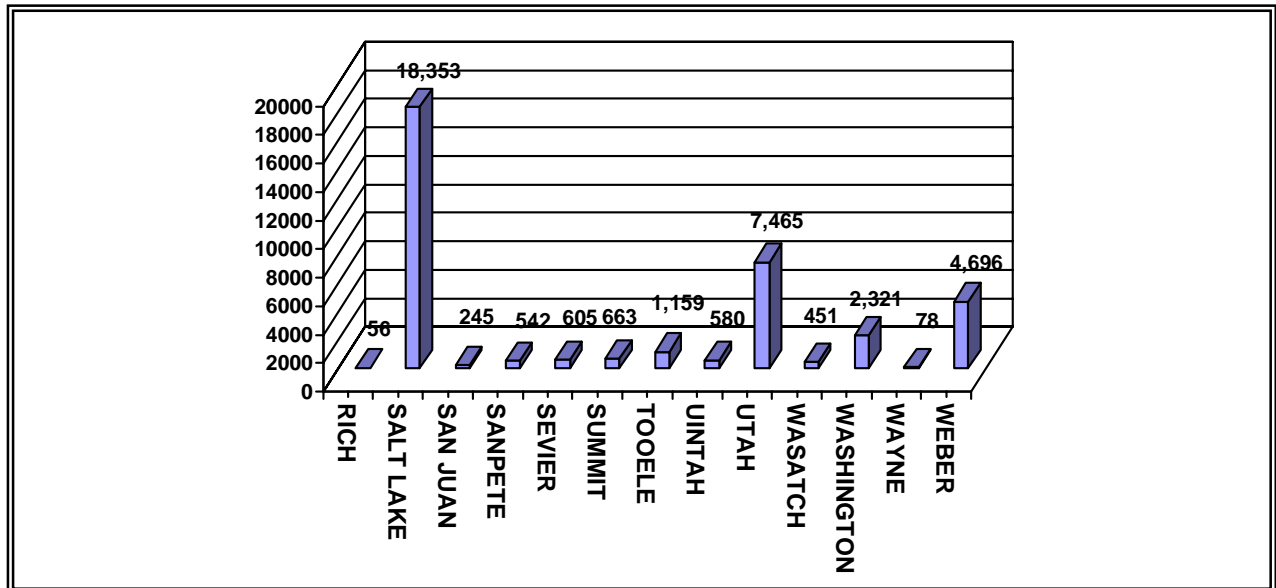
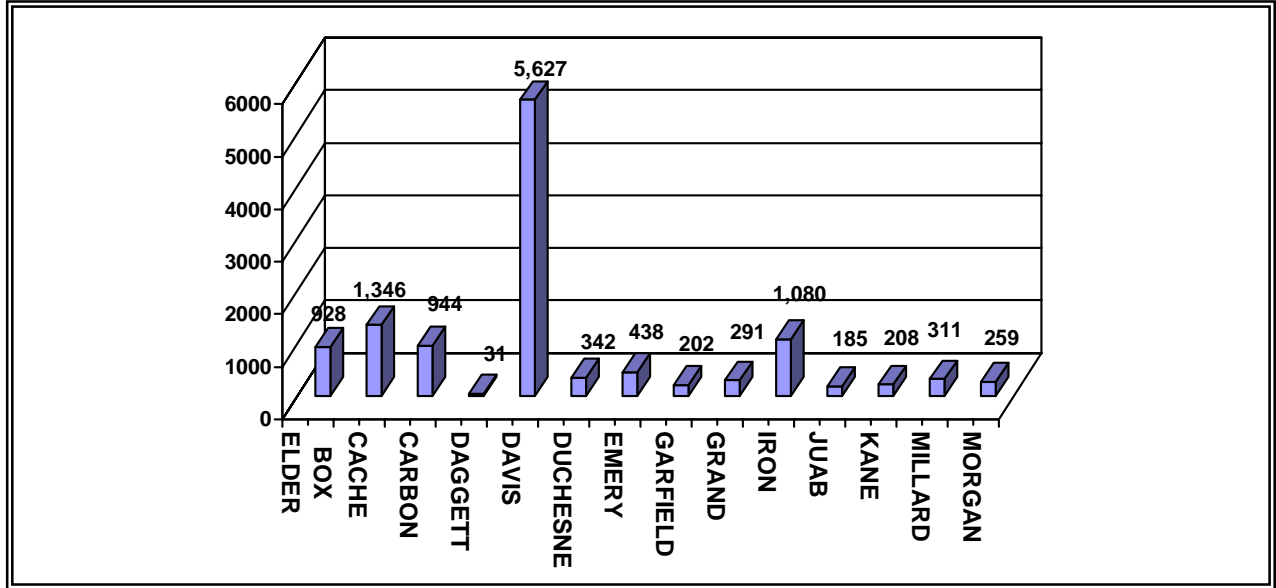
12,728 Requests were sales of new or used weapons, of which 466 (3.7%) were denied.

CONCEALED WEAPONS 3RD QUARTER 2004

OVERVIEW

60,957 Total Valid Permits as of Sept 30 2004
2,230 Permits Issued 3rd Quarter
3,404 Permits renewed 3rd Quarter
51 Permits Revoked 3rd Quarter

CONCEALED PERMIT DISTRIBUTION BY COUNTY



CONCEALED PERMIT STATISTICS

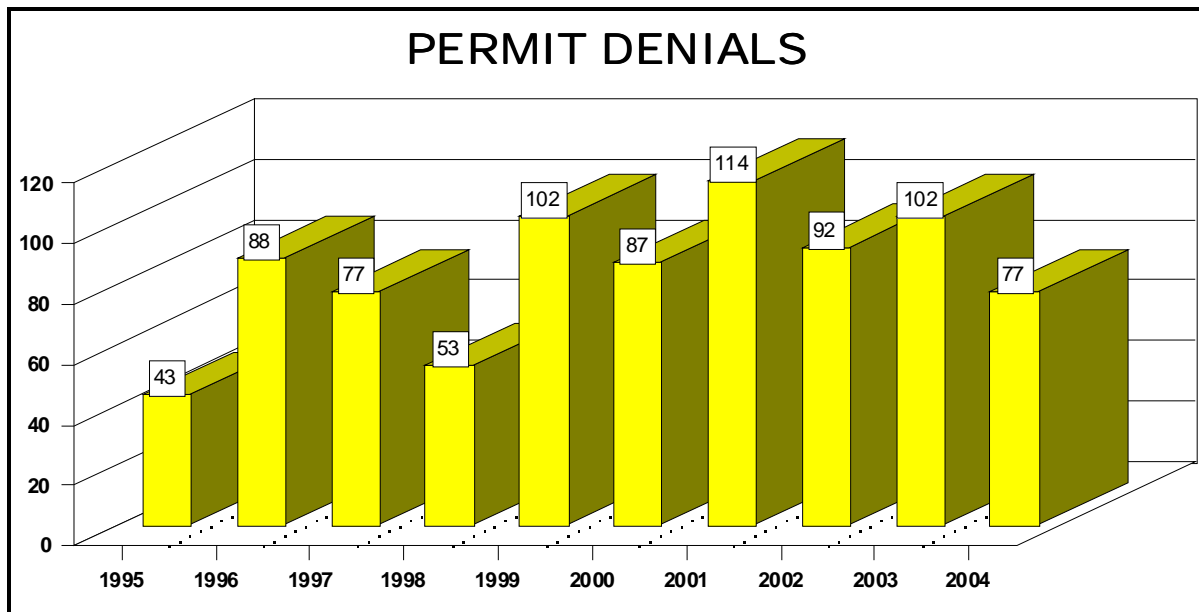
- 30.1% of total permits are located in Salt Lake County
 - 12.3% of total permits are located in Utah County
 - 9.2% of total permits are located in Davis County
 - 7.7% of total permits are located in Weber County
 - 23.0% of total permits are located in counties outside the Wasatch front
 - 17.7% of total permits are held by non-residents
- *All percentages rounded

21 new concealed carry applications were denied during the 3rd quarter of 2004. The applicant has the right to appeal to the Concealed Permit Review Board, which will review the reason for denial. Approximately 8 revocation and denial appeals are reviewed by the Concealed Permit Board each quarter, the Board overturns approximately 1% after review.

A permit application may be denied for any of the following reasons:

1. Felony conviction
2. Convicted of an offense involving the use of alcohol
3. Convicted of a crime of violence
4. Convicted of any offenses involving controlled substance
5. Convicted of an offense of moral turpitude (fraud, theft, shoplifting, etc.)
6. Convicted of an offense involving domestic violence
7. Has been adjudicated as mentally incompetent
8. Is not qualified to purchase and possess a dangerous weapon or handgun pursuant to federal law
9. Cause to believe applicant may be a danger to self or others by evidence including but not restricted to:
 - A. Past pattern of behavior involving unlawful violence or threats of unlawful violence
 - B. Past participation in incidents involving unlawful violence or threats of unlawful violence
 - C. Conviction of any offense in involving weapons violations
10. Not qualified to purchase and possess a dangerous weapon under federal law.

When assessing good character the bureau may consider mitigating circumstances. Mitigating circumstances may include length of time since an offense, number of offenses, and type of offenses.



REVOCATIONS 3rd QUARTER 2004

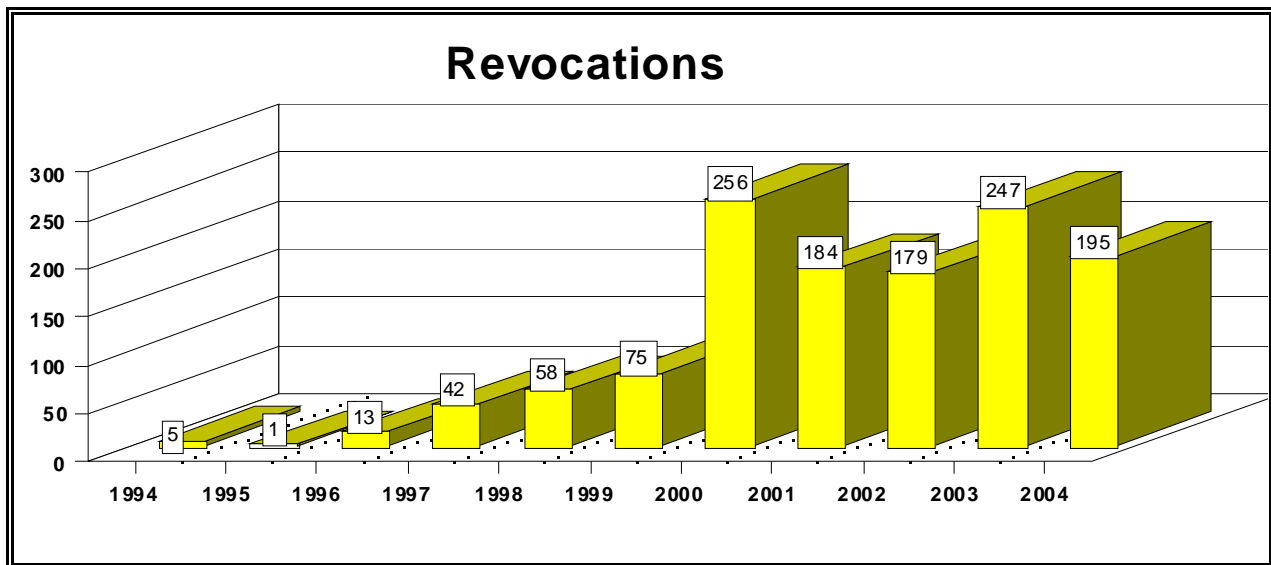
51 Concealed Carry Permits were revoked during the 3rd quarter of 2004. Listed below are the reasons for revocation.

REASON	JUL '04	AUG '04	SEP '04
ALCOHOL VIOLATION	5	2	7
PROTECTIVE ORDER	2	1	4
WANTED PERSON	1	0	2
FIREARM OFFENSE	0	0	2
THREAT TO SELF/OTHERS	0	1	0
DOMESTIC VIOLENCE	4	0	3
MORAL TURPITUDE	2	0	2
CONTROLLED SUBSTANCE	0	0	1
FELONY	5	0	7
TOTAL	29	11	14

Felonies included:

- Sexual Assault of Child
- Sodomy of Child
- Securities Fraud
- Aggravated Assault
- Aggravated Assault with a Weapon
- Aggravated Kidnapping
- Fraud
- Forgery
- Burglary
- Drugs

*Some permit holders had multiple charges, however only the most serious charge is represented.



*In February of 2000, BCI implemented a new program to ensure the integrity of the Utah Concealed Carry Permit by checking arrest records on a daily basis, this accounts for the dramatic 241.3% increase seen in 2000.