



BUREAU OF CRIMINAL  
IDENTIFICATION

# **FIREARMS STATISTICAL REVIEW**

FOURTH QUARTER 2004



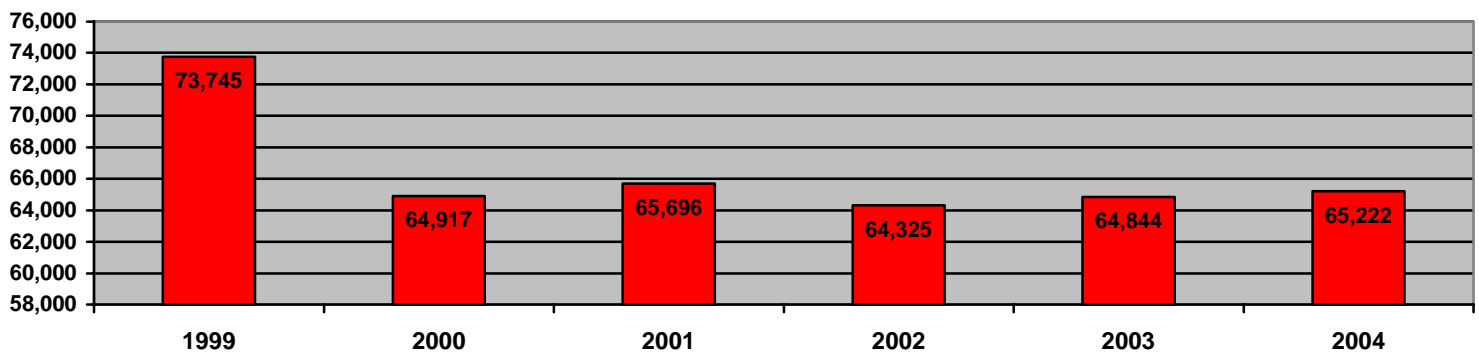
# Brady Monthly Totals (12 Months)

Month	Total	Denials	Denial Reasons					Denial %
			WARRANT	RECORD	*D V	*P O	*OTHER	
DEC '04	1,0882	254	81	85	41	32	15	2.3%
NOV '04	6,226	198	39	69	47	25	18	3.2%
OCT '04	6,191	206	50	64	43	27	22	3.3%
SEP '04	5,914	227	54	78	42	26	27	3.9%
AUG '04	4,500	156	55	38	35	17	11	3.5%
JUL '04	4,178	184	42	52	37	19	34	4.4%
JUN '04	3,912	157	27	54	45	16	15	4.0%
MAY '04	4,055	120	23	43	34	15	5	3.0%
APR '04	4,602	156	45	38	42	17	14	3.4%
MAR '04	4,934	173	40	60	54	16	3	3.5%
FEB '04	5,367	168	49	50	45	21	3	3.1%
JAN '04	4,461	147	40	55	32	13	7	3.3%
<b>TOTALS</b>	<b>65,222</b>	<b>2,146</b>	<b>545</b>	<b>686</b>	<b>497</b>	<b>244</b>	<b>174</b>	<b>3.3%</b>

\* Note D V = Domestic Violence P O = Protective Order

\* OTHER = Drug addiction, Mental Incompetent, Illegal Alien, Renounced Citizenship, Dishonorable Discharge, National Instant Check Denial (NICS)

## WEAPONS PURCHASED



# FIREARM TRANSFERS BY COUNTY

## FOURTH QUARTER 2004

There were 23,299 requests to purchase weapons during the 4<sup>TH</sup> quarter of 2004. 658 requests were denied. The following tables reflect transfer requests by county, and the reason purchases were denied.

COUNTY	REQUESTS	PERCENT	COUNTY	REQUESTS	PERCENT
BEAVER	151	0.6%	PIUTE	0	0%
BOX ELDER	86	0.4%	RICH	2	0%
CACHE	1,184	5.1%	SALT LAKE	6,736	28.9%
CARBON	332	1.4%	SAN JUAN	23	0.1%
DAGGETT	0	0%	SANPETE	78	0.3%
DAVIS	882	3.5%	SEVIER	582	2.5%
DUCHESNE	181	0.8%	SUMMIT	89	0.4%
EMERY	39	0.2%	TOOELE	639	2.7%
GARFIELD	12	0.1%	UINTAH	1,295	5.6%
GRAND	64	0.3%	UTAH	4,449	19.1%
IRON	831	3.6%	WASATCH	27	0.1%
JUAB	30	0.1%	WASHINGTON	1,506	6.5%
KANE	51	0.2%	WAYNE	1	0%
MILLARD	221	0.9%	WEBER	3,838	16.5%
MORGAN	30	0.1%	<b>TOTAL</b>	<b>23,299</b>	

\* All percentages rounded

## DENIALS

Month	Total	Denials	Denial Reasons					Denial %
			WARRANT	RECORD	*D V	*P O	*OTHER	
DEC '04	1,0882	254	81	85	41	32	15	2.3%
NOV '04	6,226	198	39	69	47	25	18	3.2%
OCT '04	6,191	206	50	64	43	27	22	3.3%
<b>TOTALS</b>	<b>23,299</b>	<b>658</b>	<b>170</b>	<b>218</b>	<b>131</b>	<b>84</b>	<b>55</b>	<b>2.8%</b>

\*D.V.= Domestic Violence Conviction \*P.O. = Protective Order

\* OTHER = Drug addiction, Mental Incompetent, Illegal Alien, Renounce Citizenship, Dishonorable Discharge, National Instant Check Denial (NICS)

1,818 Requests were pawn redemptions, of which 87 (4.8%) were denied.

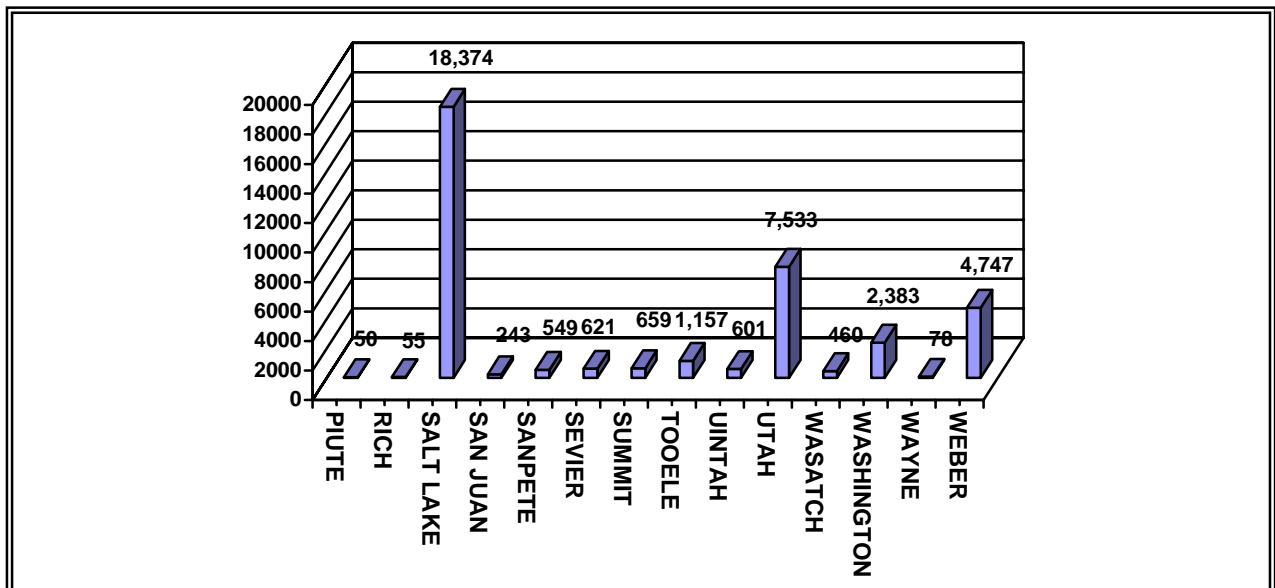
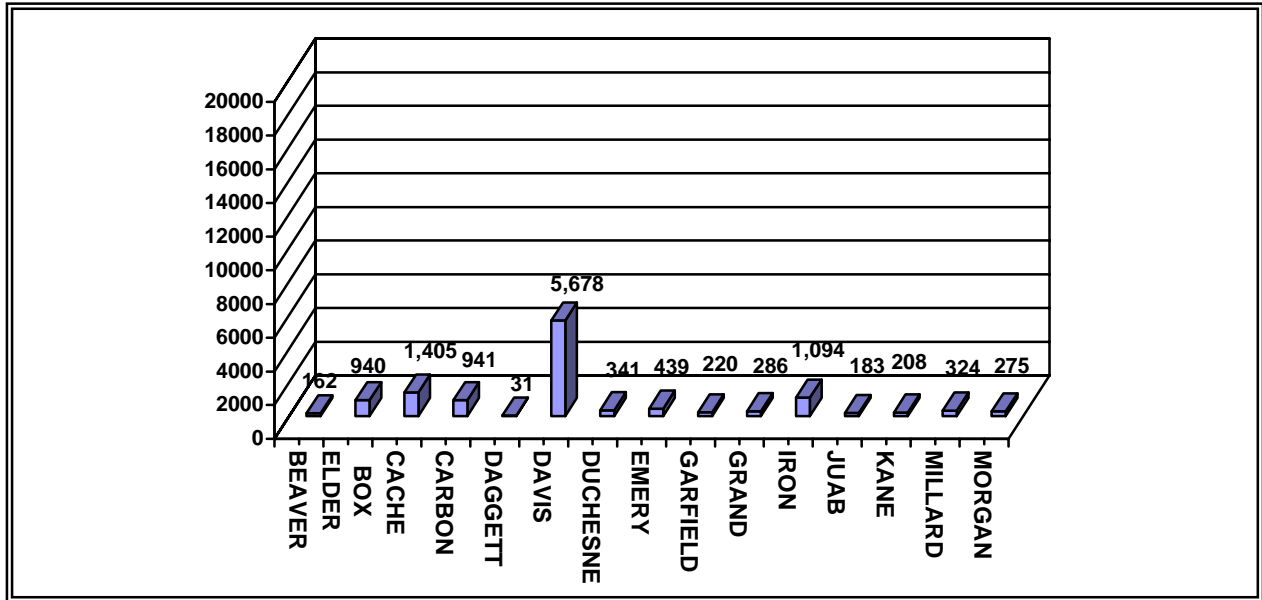
21,481 Requests were sales of new or used weapons, of which 571 (2.7%) were denied.

# CONCEALED WEAPONS 4<sup>th</sup> QUARTER 2004

## OVERVIEW

61,931 Total Valid Permits as of December 31, 2004  
 1,853 Permits Issued 4<sup>th</sup> Quarter  
 3,429 Permits renewed 4<sup>th</sup> Quarter  
 62 Permits Revoked 4<sup>th</sup> Quarter

## CONCEALED PERMIT DISTRIBUTION BY COUNTY



# CONCEALED PERMIT STATISTICS

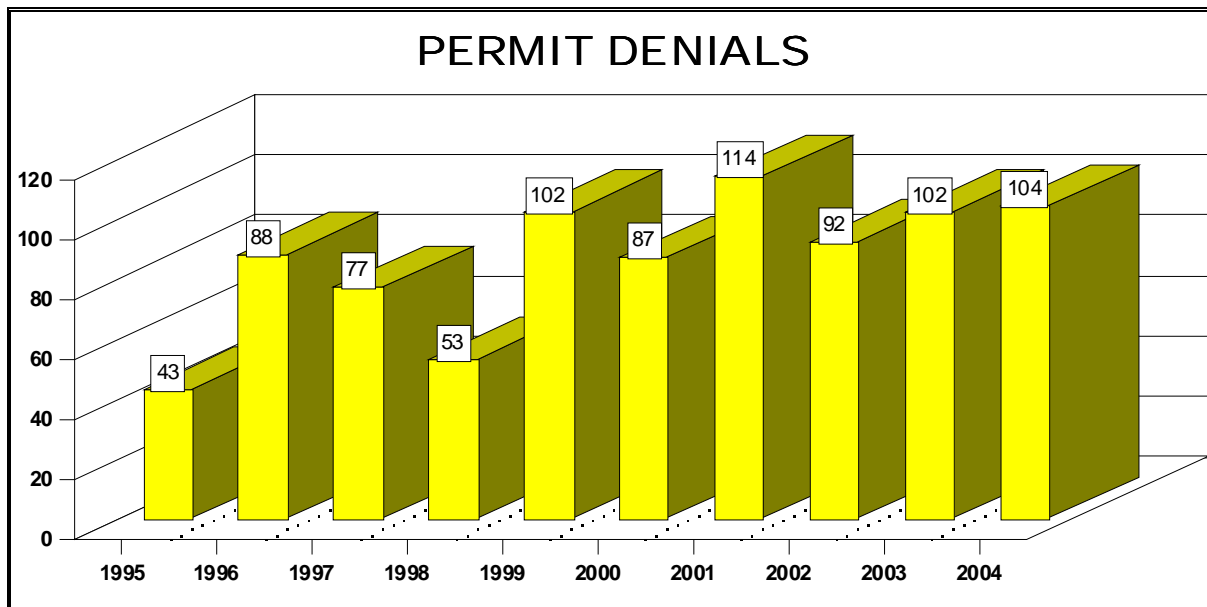
- 29.7% of total permits are located in Salt Lake County
  - 12.2% of total permits are located in Utah County
  - 9.2% of total permits are located in Davis County
  - 7.7% of total permits are located in Weber County
  - 23.0% of total permits are located in counties outside the Wasatch front
  - 18.5% of total permits are held by non-residents
- \*All percentages rounded

27 new concealed carry applications were denied during the 4<sup>th</sup> quarter of 2004. The applicant has the right to appeal to the Concealed Permit Review Board, which will review the reason for denial. Approximately 11 revocation and denial appeals are reviewed by the Concealed Permit Board each quarter, the Board overturns approximately 1% after review.

A permit application may be denied for any of the following reasons:

1. Felony conviction
2. Convicted of an offense involving the use of alcohol
3. Convicted of a crime of violence
4. Convicted of any offenses involving controlled substance
5. Convicted of an offense of moral turpitude (fraud, theft, shoplifting, etc.)
6. Convicted of an offense involving domestic violence
7. Has been adjudicated as mentally incompetent
8. Is not qualified to purchase and possess a dangerous weapon or handgun pursuant to federal law
9. Cause to believe applicant may be a danger to self or others by evidence including but not restricted to:
  - A. Past pattern of behavior involving unlawful violence or threats of unlawful violence
  - B. Past participation in incidents involving unlawful violence or threats of unlawful violence
  - C. Conviction of any offense in involving weapons violations
10. Not qualified to purchase and possess a dangerous weapon under federal law.

When assessing good character the bureau may consider mitigating circumstances. Mitigating circumstances may include length of time since an offense, number of offenses, and type of offenses.



## REVOCATIONS 4<sup>th</sup> QUARTER 2004

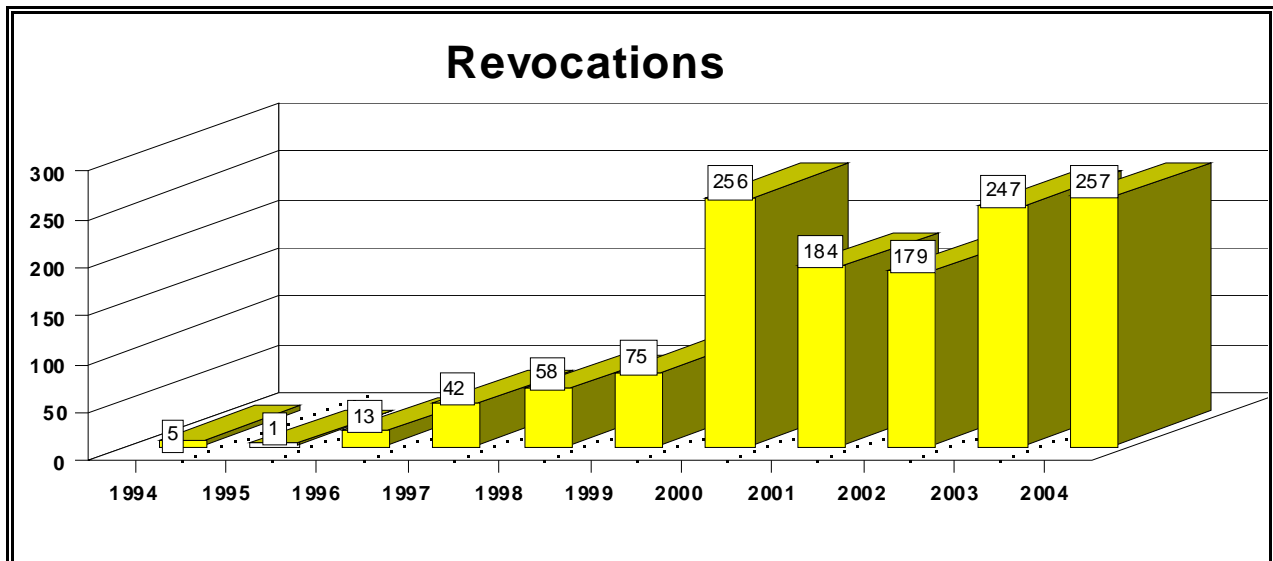
62 Concealed Carry Permits were revoked during the 4<sup>th</sup> quarter of 2004. Listed below are the reasons for revocation.

REASON	OCT '04	NOV '04	DEC '04
ALCOHOL VIOLATION	5	6	8
PROTECTIVE ORDER	3	1	1
WANTED PERSON	0	1	0
FIREARM OFFENSE	1	1	0
THREAT TO SELF/OTHERS	1	0	0
DOMESTIC VIOLENCE	2	1	1
MORAL TURPITUDE	3	4	3
CONTROLLED SUBSTANCE	1	1	1
FELONY	11	3	2
OTHER	1	0	0
<b>TOTAL</b>	<b>28</b>	<b>18</b>	<b>16</b>

### Felonies included:

- Rape
- Sex Abuse of a Child
- Unlawful Sexual Activity
- Possession of a Dangerous Firearm
- Tax Evasion
- Embezzlement
- Fraud
- Burglary
- Theft

\*Some permit holders had multiple charges, however only the most serious charge is represented.



\*In February of 2000, BCI implemented a new program to ensure the integrity of the Utah Concealed Carry Permit by checking arrest records on a daily basis, this accounts for the dramatic 241.3% increase seen in 2000.