



BUREAU OF CRIMINAL  
IDENTIFICATION

# **FIREARMS STATISTICAL REVIEW**

SECOND QUARTER 2005

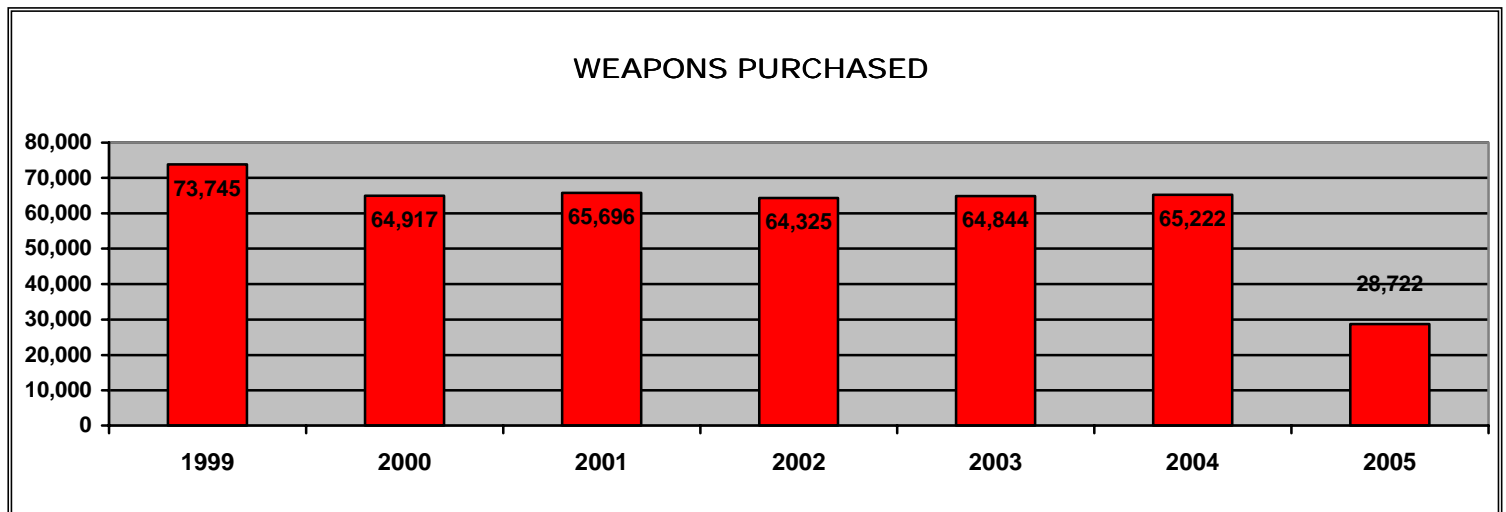


# Brady Monthly Totals (12 Months)

Month	Total	Denials	Denial Reasons					Denial %
			WARRANT	RECORD	*D V	*P O	*OTHER	
JUN '05	4,246	140	38	44	34	18	6	3.3%
MAY '05	4,083	136	30	46	35	9	16	3.3%
APR '05	4,808	183	50	50	41	21	21	3.8%
MAR '05	5,412	219	63	56	62	29	9	4.0%
FEB '05	5,522	223	61	71	56	17	18	4.0%
JAN '05	4,651	143	44	41	22	15	21	3.1%
DEC '04	10,882	254	81	85	41	32	15	2.3%
NOV '04	6,226	198	39	69	47	25	18	3.2%
OCT '04	6,191	206	50	64	43	27	22	3.3%
SEP '04	5,914	227	54	78	42	26	27	3.9%
AUG '04	4,500	156	55	38	35	17	11	3.5%
JUL '04	4,178	184	42	52	37	19	34	4.4%
<b>TOTALS</b>	<b>66,613</b>	<b>2,269</b>	<b>608</b>	<b>694</b>	<b>495</b>	<b>255</b>	<b>217</b>	<b>3.4%</b>

\* Note D V = Domestic Violence P O = Protective Order

\* OTHER = Drug addiction, Mental Incompetent, Illegal Alien, Renounced Citizenship, Dishonorable Discharge, National Instant Check Denial (NICS)



# FIREARM TRANSFERS BY COUNTY

## SECOND QUARTER 2005

There were 13,137 requests to purchase weapons during the 2<sup>ND</sup> quarter of 2005. 459 requests were denied. The following tables reflect transfer requests by county, and the reason purchases were denied.

COUNTY	REQUESTS	PERCENT	COUNTY	REQUESTS	PERCENT
BEAVER	101	0.8%	PIUTE	0	0.0%
BOX ELDER	53	0.4%	RICH	0	0.0%
CACHE	644	4.9%	SALT LAKE	3,800	28.9%
CARBON	154	1.2%	SAN JUAN	18	0.1%
DAGGETT	127	1.0%	SANPETE	63	0.5%
DAVIS	337	2.6%	SEVIER	273	2.1%
DUCHESNE	123	0.9%	SUMMIT	62	0.5%
EMERY	36	0.3%	TOOELE	396	3.0%
GARFIELD	4	0.0%	UINTAH	684	5.2%
GRAND	53	0.4%	UTAH	2,293	17.5%
IRON	499	3.8%	WASATCH	13	0.1%
JUAB	27	0.2%	WASHINGTON	1,047	8.0%
KANE	68	0.5%	WAYNE	0	0.0%
MILLARD	128	1.0%	WEBER	2,084	15.9%
MORGAN	50	0.4%	<b>TOTAL</b>	<b>13,137</b>	

\* All percentages rounded

## DENIALS

Month	Total	Denials	Denial Reasons					Denial %
			WARRANT	RECORD	*D V	*P O	*OTHER	
<b>JUN '05</b>	<b>4,246</b>	<b>140</b>	<b>38</b>	<b>44</b>	<b>34</b>	<b>18</b>	<b>6</b>	<b>3.3%</b>
<b>MAY '05</b>	<b>4,083</b>	<b>136</b>	<b>30</b>	<b>46</b>	<b>35</b>	<b>9</b>	<b>16</b>	<b>3.3%</b>
<b>APR '05</b>	<b>4,808</b>	<b>183</b>	<b>50</b>	<b>50</b>	<b>41</b>	<b>21</b>	<b>21</b>	<b>3.8%</b>
<b>TOTALS</b>	<b>13,137</b>	<b>459</b>	<b>118</b>	<b>140</b>	<b>110</b>	<b>48</b>	<b>43</b>	<b>3.5%</b>

\*D.V.= Domestic Violence Conviction \*P.O. = Protective Order

\* OTHER = Drug addiction, Mental Incompetent, Illegal Alien, Renounce Citizenship, Dishonorable Discharge, National Instant Check Denial (NICS)

1,428 Requests were pawn redemptions, of which 67 (4.7%) were denied.

11,709 Requests were sales of new or used weapons, of which 392 (3.3%) were denied.

# CONCEALED WEAPONS 2<sup>ND</sup> QUARTER 2005

## OVERVIEW

65,836 Total Valid Permits as of June 30, 2005

3,323 Permits Issued 2<sup>nd</sup> Quarter

1,853 Permits Renewed 2<sup>nd</sup> Quarter

48 Permits Revoked 2<sup>nd</sup> Quarter

51 Applications Denied 2<sup>nd</sup> Quarter

51 new concealed carry applications were denied during the 2<sup>nd</sup> quarter of 2005. The applicant has the right to appeal to the Concealed Permit Review Board, which will review the reason for denial. Approximately 12 revocation and denial appeals are reviewed by the Concealed Permit Board each quarter, the Board overturns approximately 1% after review.

A permit application may be denied for any of the following reasons:

1. Felony conviction
2. Convicted of an offense involving the use of alcohol
3. Convicted of a crime of violence
4. Convicted of any offenses involving controlled substance
5. Convicted of an offense of moral turpitude (fraud, theft, tax evasion, issuing bad checks, robbery, bribery, perjury, extortion, arson, criminal mischief, falsifying government records, forgery, receiving stolen property, burglary, vandalism, kidnapping)
6. Convicted of an offense involving domestic violence
7. Has been adjudicated as mentally incompetent
8. Is not qualified to purchase and possess a dangerous weapon or handgun pursuant to federal law
9. Cause to believe applicant may be a danger to self or others by evidence including but not restricted to:
  - A. Past pattern of behavior involving unlawful violence or threats of unlawful violence
  - B. Past participation in incidents involving unlawful violence or threats of unlawful violence
  - C. Conviction of any offense in involving weapons violations
10. Not qualified to purchase and possess a dangerous weapon under federal law.

When assessing good character the bureau may consider mitigating circumstances. Mitigating circumstances may include length of time since an offense, number of offenses, and type of offenses.

## DENIALS 2<sup>ND</sup> QUARTER 2005

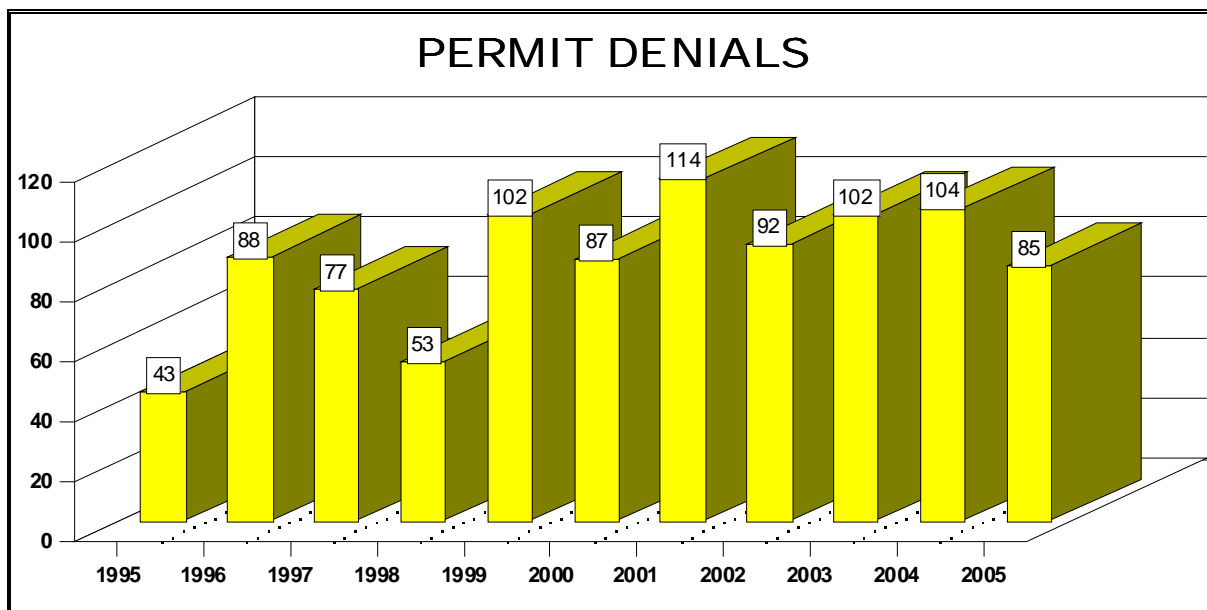
51 Concealed Carry Permit applications were denied during the 2<sup>nd</sup> quarter of 2005. Listed below are the reasons for denial.

REASON	APR '05	MAY '05	JUN '05
ALCOHOL VIOLATION	5	2	4
PROTECTIVE ORDER	1	1	0
WANTED PERSON	1	0	2
FIREARM OFFENSE	1	0	2
THREAT TO SELF/OTHERS	0	0	1
DOMESTIC VIOLENCE	1	1	2
MORAL TURPITUDE	1	1	3
CONTROLLED SUBSTANCE	3	0	1
FELONY	4	5	8
OTHER	1	0	0
<b>TOTAL</b>	<b>18</b>	<b>10</b>	<b>23</b>

### Felonies included:

- Grand Theft Auto
- Vehicle Assault
- Burglary
- Theft
- Forgery
- Battery on a Police Officer
- Obstruction of IRS Laws by Threat

\*Some permit holders had multiple charges, however only the most serious charge is represented.



## REVOCATIONS 2<sup>ND</sup> QUARTER 2005

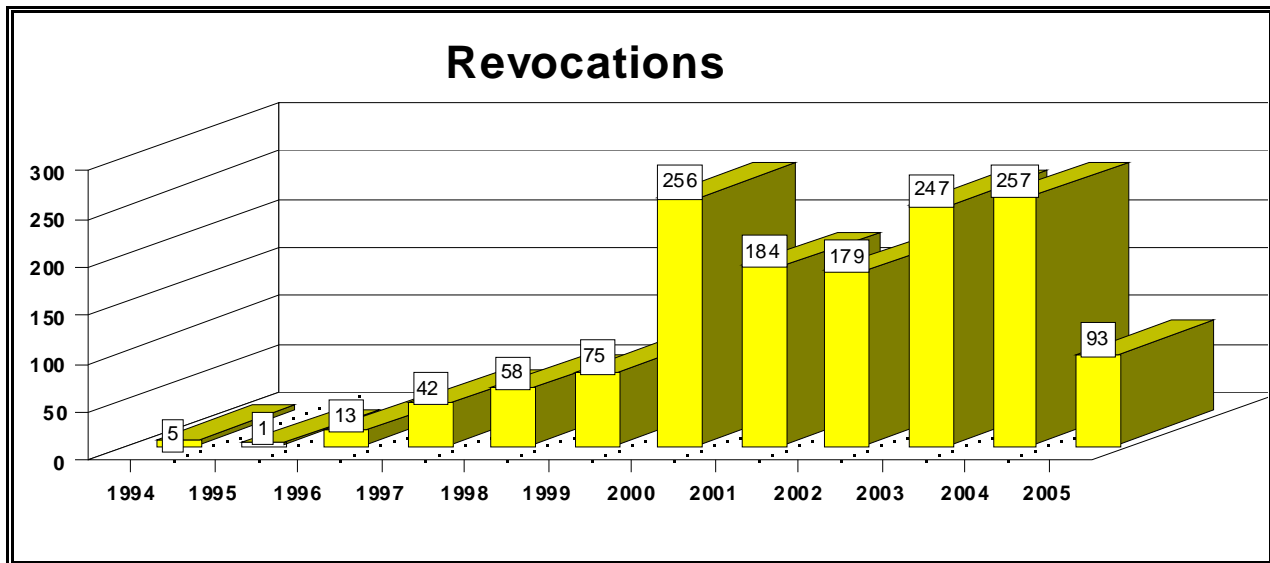
48 Concealed Carry Permits were revoked during the 2<sup>nd</sup> quarter of 2005. Listed below are the reasons for revocation.

REASON	APR '05	MAY '05	JUN '05
ALCOHOL VIOLATION	5	7	6
PROTECTIVE ORDER	1	2	3
WANTED PERSON	0	0	0
FIREARM OFFENSE	0	2	0
THREAT TO SELF/OTHERS	4	2	0
DOMESTIC VIOLENCE	3	0	0
MORAL TURPITUDE	4	1	1
CONTROLLED SUBSTANCE	2	1	0
FELONY	2	1	0
OTHER	0	1	0
<b>TOTAL</b>	<b>21</b>	<b>17</b>	<b>10</b>

**Felonies included:**

Misuse of Public Money  
Criminal Mischief

\*Some permit holders had multiple charges, however only the most serious charge is represented.



\*In February of 2000, BCI implemented a new program to ensure the integrity of the Utah Concealed Carry Permit by checking arrest records on a daily basis, this accounts for the dramatic 241.3% increase seen in 2000.