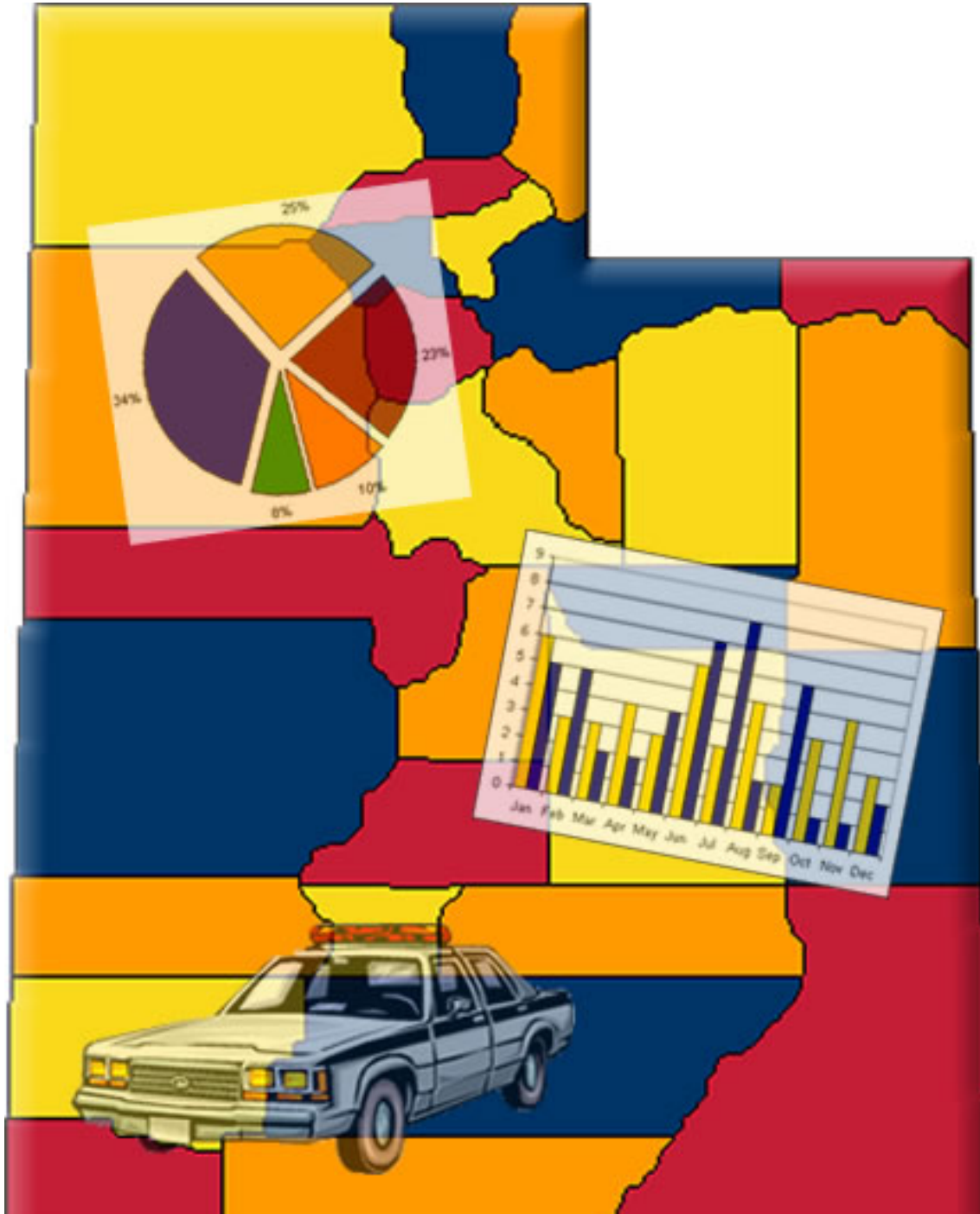


Crime in Utah Biannual Report

Department of Public Safety

January – June 2006



Department of Public Safety
Scott Duncan, Commissioner

Bureau of Criminal Identification
Ed McConkie, Bureau Director

SUMMARY BASED REPORTING

Introduction

This quarterly *Crime in Utah* report is published by the Bureau of Criminal Identification to give governmental leaders and citizens a better understanding of criminal activity in the state. The report is a compilation of crime data reported by local law enforcement agencies throughout the state. The data is reported under the guidelines of the Uniform Crime Reporting (UCR) program, a national program which uses generic crime definitions to ensure that crime data is comparable across political boundaries. BCI forwards data collected from Utah law enforcement agencies to the FBI, who in turn combines it with data from other states to compile and publish an annual report called *Crime in the United States*.

UCR data is collected in two formats: "summary based reporting" which has undergone only minor changes since the 1930's, and "incident based reporting" (IBR) which uses computer technology to collect more detailed information. The summary based system is still used by about half of Utah law enforcement agencies. Therefore, the data from agencies participating in the IBR system is also presented in the summary format to ensure comparable numbers. IBR data is also presented in more detail in a separate section of this report.

In the summary based system, crimes are divided into two categories: *Part I Crimes*, which include criminal homicide (murder, nonnegligent manslaughter, and manslaughter by negligence), forcible rape, robbery, aggravated assault, burglary, larceny-theft, motor vehicle theft, and arson; and *Part II Crimes*, which include all other non-traffic crimes. The Part I crimes, except manslaughter by negligence, make up the "crime index" used by the FBI to track our nation's crime situation. Therefore, these crimes are often referred to as *index crimes*. The number of known offenses and arrests are reported on Part I Crimes, while only arrests are reported on Part II Crimes. If multiple Part I offenses are committed in the same criminal episode, only the most serious offense is reported.

The Part I Crimes are also categorized as *violent crimes* (murder and nonnegligent manslaughter, forcible rape, robbery, and aggravated assault) and *property crimes* (burglary, larceny-theft, motor vehicle theft, and arson) for analysis purposes.

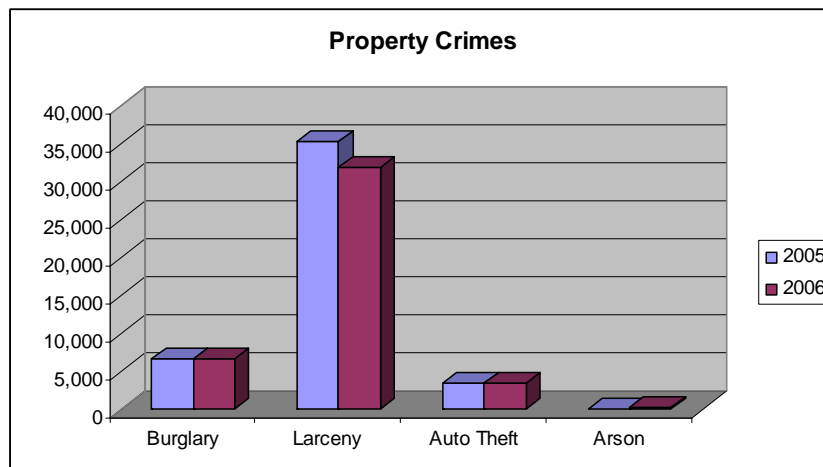
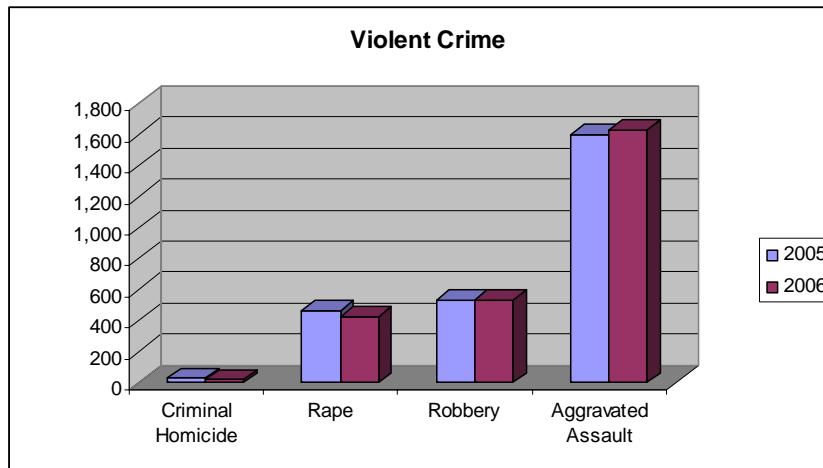
The statistics presented in this report are only as accurate as the data provided by the local law enforcement agencies. *Twenty-five law enforcement agencies did not submit data for this report.*

Summary Analysis

- During the first six months of 2006, a total of **44,793** index crimes were reported. This is a **6.96% decrease** over the same period in 2005, in which there were **48,142** index crimes reported.
- Violent crime **decreased 0.80%**. Murder decreased 37.04%, robbery decreased 0.56%, and rape decreased 8.01%, while aggravated assault increased 1.81%.
- Property crime **decreased 7.31%**. Larceny decreased 9.58%, motor vehicle theft increased .66%, and arson increased 138.46% due to the fact that we are counting what law enforcement agencies are reporting, while during previous years we have reported statistics from the Utah Fire Marshal's Office. Burglary decreased 1.19%.
- There were 60,985 arrests reported in the first six months of 2006. This is down 0.24% from the same time last year. Adult arrests **decreased 1.41%**, juvenile arrests **increased by 3.72%**.
- The dollar value of property stolen during the first six months of 2006 was **\$50,760,058, up by 12.89%** from last year. Reported recoveries totaled **\$14,561,977**, a 2.79% **decrease** from last year.

SUMMARY BASED REPORTING

Crime Trends – January to June 2006



PROPERTY BY TYPE AND VALUE:	Stolen		Recovered	
	2005	2006	2005	2006
Currency, Notes, Etc.	\$3,122,138	\$3,091,622	\$227,654	\$422,469
Jewelry and Precious Metals	\$2,845,773	\$3,413,575	\$201,132	\$272,390
Clothing and Furs	\$541,576	\$585,006	\$82,849	\$87,552
Locally Stolen Motor Vehicles	\$17,004,763	\$17,197,192	\$12,073,770	\$12,300,193
Office Equipment	\$2,256,891	\$2,686,837	\$135,124	\$127,153
Televisions, Radios, Stereos, etc.	\$3,261,380	\$3,443,090	\$137,790	\$140,060
Firearms	\$270,332	\$254,895	\$58,386	\$26,833
Household Goods	\$839,013	\$946,291	\$47,526	\$83,715
Consumable Goods	\$179,078	\$130,587	\$19,342	\$15,079
Livestock	\$161,202	\$15,765	\$10,797	\$1,200
Miscellaneous	\$14,482,795	\$18,995,198	\$1,984,797	\$1,085,333
Total	\$44,964,941	\$50,760,058	\$14,979,167	\$14,561,977

Summary Based Reporting

Crime Index Offenses By Contributing Agency – January to June 2006

Agency	Homicide	Rape	Robbery	Agg. Assault	Burglary	Larceny	Auto Theft	Arson*	2006 Total
Beaver County Sheriff	0	0	1	3	12	24	2	0	42
Minersville PD			Reports Not Received						
Box Elder County Sheriff	0	3	0	1	17	90	3	1	115
Brigham City PD	1	1	2	14	46	173	12	2	251
Garland PD			Reports Not Received						
Mantua PD			Reports Not Received						
Perry PD	0	0	0	1	4	11	1	1	18
Tremonton PD	0	0	0	0	20	81	6	0	107
Willard PD	0	0	0	0	1	2	0	0	3
Cache County Sheriff	0	4	0	9	50	195	11	0	269
Cache-Rich Drug Task Force	0	0	0	0	2	1	0	0	3
Logan PD	0	5	1	15	76	332	7	1	437
North Park PD	0	0	0	2	14	63	2	0	81
Smithfield PD	0	1	0	1	8	49	0	0	59
USU PD	0	1	0	0	6	39	0	0	46
Carbon County Sheriff	0	1	0	0	26	53	6	5	91
CEU PD			Reports Not Received						
East Carbon PD			Reports Not Received						
Helper PD	0	0	0	4	5	2	1	0	12
Price PD	0	3	2	2	22	181	8	2	220
Wellington PD			Reports Not Received						
Daggett County S.O.	0	0	0	0	3	4	1	0	8
Davis County S.O.	0	1	0	5	38	54	6	0	104
Bountiful PD	0	5	1	4	85	367	28	7	497
Centerville PD	0	0	0	0	4	28	2	1	35
Clearfield PD	1	5	2	22	62	389	26	1	508
Clinton PD	0	0	1	2	19	92	11	0	125
Davis County Task Force	0	0	0	0	0	0	0	0	0
Farmington PD			Reports Not Received						
Kaysville PD	0	4	0	4	23	196	8	2	237
Layton PD	1	15	4	32	137	760	32	2	983
North Salt Lake PD	0	0	1	9	14	138	12	1	175
Sunset PD	0	0	0	4	14	60	2	1	81
Syracuse PD	0	1	1	3	46	86	4	0	141
West Bountiful PD	0	0	0	6	2	54	0	0	62
Woods Cross PD	0	2	1	3	10	67	8	1	92
Duchesne County Sheriff	0	0	0	3	10	52	9	0	74
Roosevelt PD	0	1	0	3	9	94	1	0	108
Emery County Sheriff	1	0	1	2	13	45	0	0	62
Garfield County S.O.			Reports Not Received						
Grand County Sheriff	0	0	0	0	7	16	3	0	26
Moab PD	0	1	0	10	11	73	10	2	107
Iron County Sheriff	0	0	1	6	17	34	13	1	72

Agency	Homicide	Rape	Robbery	Agg. Assault	Burglary	Larceny	Auto Theft	Arson*	2006 Total
Brian Head Marshal	0	0	0	0	4	18	0	0	22
Cedar City PD	0	6	2	11	48	245	17	1	330
Parowan PD	0	0	0	0	1	4	0	0	5
Southern Utah University PD	0	0	0	0	2	12	0	0	14
Juab County S.O.			Reports Not Received						
Nephi PD	0	1	0	3	5	33	2	0	44
Kane County S.O.	0	0	0	2	16	8	0	0	26
Big Water Marshal's Office			Reports Not Received						
Kanab PD	0	0	0	1	2	11	1	0	15
Millard County Sheriff	0	3	1	6	26	116	7	0	159
Morgan County S.O.	0	0	0	0	1	0	0	0	1
Piute County S.O.			Reports Not Received						
Rich County Sheriff	0	0	0	1	5	15	0	0	21
Salt Lake County Sheriff	3	37	42	172	855	3,276	444	35	4,864
Alta Marshal			Reports Not Received						
Draper PD	0	3	4	7	119	394	31	1	559
Granite School District PD	0	0	0	20	11	45	0	4	80
Midvale PD	0	8	5	7	60	349	74	1	504
Murray PD	0	16	26	47	214	1,447	148	2	1,900
Salt Lake City PD	2	41	224	423	1,035	5,590	964	25	8,304
Sandy PD	0	16	13	66	231	1,230	117	6	1,679
South Jordan PD	0	4	3	17	62	351	27	1	465
South Salt Lake PD	1	15	11	29	120	554	124	1	855
Taylorsville PD	1	14	14	32	166	1,039	152	2	1,420
University Of Utah PD	0	1	0	3	4	271	20	0	299
West Jordan PD	0	15	11	62	234	1,344	138	7	1,811
West Valley PD	1	42	52	116	379	2,025	339	14	2,968
San Juan County Sheriff	0	0	0	2	2	17	1	0	22
Blanding PD	0	1	0	2	4	3	0	0	10
Monticello PD	0	1	0	0	0	4	0	0	5
Sanpete County Sheriff			Reports Not Received						
Ephraim PD	0	2	0	2	5	49	1	1	60
Fairview PD			Reports Not Received						
Fountain Green PD			Reports Not Received						
Gunnison PD			Reports Not Received						
Moroni PD			Reports Not Received						
Mt. Pleasant PD			Reports Not Received						
Sevier County Sheriff	0	16	0	5	11	39	4	0	75
Richfield PD	0	2	0	2	17	124	1	0	146
Salina PD	0	2	1	1	8	53	0	0	65
Summit County Sheriff	0	3	1	1	35	228	10	0	278
Kamas PD			Reports Not Received						
Park City PD	0	4	2	6	40	229	12	0	293
Tooele County Sheriff	0	1	0	5	25	61	6	1	99
Grantsville PD	0	2	1	1	12	54	9	3	82
Stockton			Reports Not Received						
Tooele PD	0	9	3	20	49	286	26	3	396
Wendover PD	0	0	0	2	4	19	1	0	26
Uintah County Sheriff			Reports Not Received						
Naples PD	0	0	0	0	15	56	2	0	73
Vernal PD	0	3	1	9	21	119	8	2	163

Agency	Homicide	Rape	Robbery	Agg. Assault	Burglary	Larceny	Auto Theft	Arson*	2006 Total
Utah County Sheriff	0	6	0	13	75	154	15	3	266
Alpine/Highland PD	0	1	0	2	55	77	2	0	137
American Fork PD	0	3	1	10	119	396	35	0	564
BYU PD	0	0	0	0	6	132	0	1	139
Lehi PD	0	3	0	9	124	194	17	0	347
Mapleton PD	0	1	1	0	11	27	0	0	40
Orem DPS	0	8	7	7	150	1,060	55	1	1,288
Payson PD	0	1	2	5	71	170	12	0	261
Pleasant Grove/ Lindon PD	0	3	1	7	58	397	20	0	486
Provo PD	2	11	10	58	259	1,050	60	10	1,460
Salem/ Woodland Hills PD	0	0	0	0	12	13	0	0	25
Santaquin/ Genola PD	0	1	0	1	11	46	2	0	61
Spanish Fork PD	0	7	1	3	49	251	8	2	321
Springville PD	0	7	0	5	46	270	11	0	339
Utah CO. Major Crimes Task Force	0	0	0	0	0	2	0	0	2
Utah Valley State College PD	0	0	0	3	5	33	1	0	42
Wasatch County Sheriff	0	1	0	8	18	82	0	0	109
Heber City PD	0	0	0	3	7	0	0	0	10
Washington County Sheriff	0	0	0	0	4	7	1	0	12
Dixie College PD			Reports Not Received						
Hildale PD			Reports Not Received						
Hurricane PD	0	1	0	3	25	74	5	0	108
LaVerkin PD	0	1	0	4	12	17	5	0	39
Leeds PD			Reports Not Received						
St. George PD	0	10	6	57	134	506	46	1	760
Wayne County Sheriff			Reports Not Received						
Weber County S.O.	1	4	3	20	95	361	21	1	506
Harrisville PD	0	0	0	1	8	80	5	0	94
North Ogden PD	0	0	0	1	17	141	3	2	164
Ogden PD	2	20	58	134	446	2,085	257	17	3,019
Pleasant View PD	0	2	0	0	11	65	0	0	78
Riverdale PD	0	2	0	2	17	181	4	0	206
Roy PD	0	9	5	17	41	299	13	7	391
South Ogden PD	0	1	0	1	18	77	2	0	99
WSU PD	0	0	0	2	2	26	1	0	31
GRAND TOTAL	17	425	531	1,629	6,587	31,896	3,522	186	44,793

* This agency did not submit a full six months of data.

** Arson statistics are totaled from the "MONTHLY RETURN OF ARSON OFFENSES KNOWN TO LAW ENFORCEMENT" forms submitted by the agencies.

Summary Based Reporting

Arrest Data by Agency – January to June 2006

	Agency	Adult	Juvenile	Agency Total
	Beaver County Sheriff	175	49	224
	Minersville PD	NDS		
	Box Elder County Sheriff	152	38	190
	Brigham City PD	145	112	257
	Garland PD	NDS		
	Mantua PD	NDS		
*	Perry PD	8	0	8
*	Tremonton PD	64	78	142
*	Willard PD	4	0	4
	Cache County Sheriff	467	330	797
	Cache-Rich Drug Task Force	35	14	49
	Logan PD	919	615	1,534
	North Park PD	86	67	153
	Smithfield PD	63	31	94
*	USU PD	34	1	35
	Carbon County Sheriff	119	9	128
	CEU PD	NDS		
	East Carbon PD	NDS		
	Helper PD	67	14	81
	Price PD	256	109	365
	Wellington PD	NDS		
	Dagget County Sheriff	20	0	20
	Davis County Sheriff	390	114	504
	Bountiful PD	385	174	559
*	Centerville PD	98	30	128
	Clearfield PD	368	191	559
	Clinton PD	217	104	321
*	Davis County Task Force	26	0	26
	Farmington PD	NDS		
	Kaysville PD	95	222	317
	Layton PD	624	391	1,015
	North Salt Lake PD	230	45	275
	Sunset PD	17	9	26
	Syracuse PD	15	0	15
	West Bountiful PD	124	51	175
	Woods Cross PD	202	66	268
	Duchesne County Sheriff	336	51	387
	Roosevelt PD	324	166	490
	Emery County Sheriff	142	8	150
	Garfield County Sheriff	NDS		
	Grand County Sheriff	56	4	60

	Agency	Adult	Juvenile	Agency Total
	Moab PD	241	39	280
	Iron County Sheriff	126	7	133
*	Brian Head Marshal	14	0	14
	Cedar City PD	559	218	777
*	Parowan PD	16	3	19
*	SUU PD	16	3	19
	Juab County Sheriff	NDS		
	Nephi PD	171	20	191
	Kane County Sheriff	36	0	36
	Big Water Marshal	NDS		
*	Kanab PD	52	1	53
	Millard County Sheriff	235	66	301
*	Morgan County Sheriff	1	0	1
	Piute County Sheriff	NDS		
	Rich County Sheriff	12	11	23
	Salt Lake County Sheriff	5,092	804	5,896
	Alta Marshal	NDS		
	Draper PD	347	131	478
	Granite School District PD	43	679	722
*	Midvale PD	38	29	67
	Murray PD	817	269	1,086
	Salt Lake City PD	10,137	1,024	11,161
	Sandy PD	1,175	840	2,015
	South Jordan PD	298	136	434
	South Salt Lake PD	192	60	252
	Taylorsville PD	909	158	1,067
	University Of Utah PD	164	16	180
	West Jordan PD	968	654	1,622
	West Valley PD	2,080	1,060	3,140
	San Juan County Sheriff	61	11	72
	Blanding PD	104	27	131
	Monticello PD	17	4	21
	Sanpete County Sheriff	NDS		
	Ephraim PD	61	27	88
	Fairview PD	NDS		
	Fountain Green PD	NDS		
	Gunnison PD	NDS		
	Mt. Pleasant PD	NDS		
	Moroni PD	NDS		
*	Sevier County Sheriff	73	39	112
	Richfield PD	162	51	213

	Agency	Adult	Juvenile	Agency Total
	Salina PD	145	19	164
	Summit County Sheriff	563	17	580
	Kamas PD	NDS		
	Park City PD	180	61	241
	Tooele County Sheriff	91	43	134
	Grantsville PD	92	74	166
	Stockton/ Rush Valley PD	NDS		
	Tooele PD	610	226	836
*	Wendover PD	20	4	24
	Uintah County Sheriff	NDS		
*	Naples PD	93	21	114
	Vernal PD	430	76	506
	Utah County Sheriff	894	200	1,094
	Alpine/Highland PD	68	20	88
	American Fork PD	455	210	665
	BYU PD	78	12	90
	Lehi PD	298	118	416
	Mapleton PD	66	17	83
	Orem DPS	1,548	430	1,978
	Payson PD	299	155	454
	Pleasant Grove/Lindon PD	343	161	504
	Provo PD	1,652	657	2,309
*	Salem/Woodland Hills PD	21	11	32
	Santaquin/Genola PD	61	15	76
	Spanish Fork PD	1	0	1
	Springville PD	420	167	587

NDS – No Data Submitted

* This agency submitted less than 6 months of data.

	Agency	Adult	Juvenile	Agency Total
	UT CO Major Crimes Task Force	278	17	295
	UVSC PD	42	5	47
	Wasatch County Sheriff	82	38	120
*	Heber City PD	45	7	52
*	Washington County Sheriff	1	0	1
	Dixie College PD	NDS		
	Hildale PD	NDS		
*	Hurricane PD	211	70	281
	LaVerkin PD	0	0	0
	Leeds PD	43	3	46
*	St. George PD	1,394	533	1,927
	Wayne County Sheriff	NDS		
	Weber County Sheriff	949	284	1,233
	Harrisville PD	80	0	80
	North Ogden PD	99	2	101
	Ogden PD	3,506	1,002	4,508
	Pleasant View PD	33	0	33
	Riverdale PD	332	57	389
	Roy PD	493	197	690
*	South Ogden PD	69	1	70
	Weber State University PD	10	0	10
	Parks and Recreation	NDS		
	Wildlife Resources	NDS		
	Grand Total	46,575	14,410	60,985

Summary Based Reporting

Arrest Data by Offense – January to June 2006

Juvenile Arrests		
Crime Category	Total Arrests	
	2005	2006
Murder & Nonnegligent Manslaughter	0	0
Manslaughter by Negligence	0	0
Forcible Rape	50	31
Robbery	32	27
Aggravated Assault	142	114
Burglary	176	189
Larceny/Theft	2,694	2,552
Motor Vehicle Theft	100	104
Simple Assault	1,302	1,243
Arson	48	35
Part 1 Crime Arrests	4,544	4,295
Forgery and Counterfeiting	41	20
Fraud	37	37
Embezzlement	0	0
Stolen Property Offenses	64	75
Vandalism	863	1,007
Weapons Offenses	206	242
Prostitution	3	1
Sex Offenses	104	95
Sale/Opium	2	4
Sale/Marijuana	36	29
Sale/Synthetic Narcotics	6	4
Sale/Other	36	27
Possess/Opium	7	19
Possess/Marijuana	430	489
Possess/Synthetic Narcotics	13	11
Possess/Other	193	226
Bookmaking	0	0
Numbers and Lottery	0	0
All Other Gambling	2	0
Family and Children	48	48
D.U.I.	65	78
Liquor Laws	1,164	1,501
Drunkenness	81	74
Disorderly Conduct	1,322	1,299
Vagrancy	199	158
All Other Offenses	3,233	3,313
Curfew and Loitering	812	1,040
Run-Aways	382	318
Part 2 Crime Arrests	9,349	10,115
Grand Totals	13,893	14,410

Adult Arrests		
Crime Category	Total Arrests	
	2005	2006
Murder & Nonnegligent Manslaughter	18	12
Manslaughter by Negligence	6	2
Forcible Rape	75	60
Robbery	142	163
Aggravated Assault	481	484
Burglary	569	375
Larceny/Theft	4,898	3,894
Motor Vehicle Theft	167	171
Simple Assault	3,802	3,982
Arson	13	28
Part 1 Crime Arrests	10,171	9,171
Forgery and Counterfeiting	509	448
Fraud	428	352
Embezzlement	1	5
Stolen Property Offenses	363	315
Vandalism	914	1,049
Weapons Offenses	405	401
Prostitution	169	258
Sex Offenses	145	141
Sale/Opium	132	155
Sale/Marijuana	139	97
Sale/Synthetic Narcotics	27	29
Sale/Other	185	136
Possess/Opium	395	478
Possess/Marijuana	1,559	1,542
Possess/Synthetic Narcotics	145	214
Possess/Other	1,260	1,129
Bookmaking	0	0
Numbers and Lottery	0	0
All Other Gambling	0	4
Family and Children	852	1,103
D.U.I.	3,382	3,531
Liquor Laws	3,906	4,106
Drunkenness	2,405	2,580
Disorderly Conduct	1,854	1,721
Vagrancy	42	12
All Other Offenses	17,852	17,598
Curfew and Loitering Law Violations	0	0
	0	0
Part 2 Crimes Arrests	37,069	37,404
Grand Totals	47,240	46,575

INCIDENT BASED REPORTING

Introduction – What is Incident Based Reporting?

The National Incident Based Reporting System (NIBRS) is an updated method of collecting crime data within the UCR program. It was designed to provide more comprehensive data for the management of crime in our society. In an incident based reporting (IBR) system, computer technology is used to collect more detailed information about the crimes that occur. The availability of detailed information about criminal activity, stored in a computer data base, makes the analysis of criminal activity a viable tool for law enforcement administrators and other public officials.

The Utah Incident Based Reporting System was implemented in 1991; 54 agencies submitted IBR data for this report. The data accepted by the Utah repository is also forwarded to the NIBRS repository where the FBI uses it to depict criminal activity nationwide.

The data from the IBR system is not directly comparable to the data from the summary based reports. Information about each incident and arrest is collected for 22 offense categories comprised of 46 Group A offenses. All offenses that occur in a criminal episode are reported, not just the most serious. Only arrest data is collected for 11 Group B crimes.

Converting to IBR takes a lot of planning, work, and patience. It also requires enough foresight to see the value of accurate, detailed crime data in understanding and managing this serious problem. BCI appreciates the following agencies which have made the commitment to participate in the NIBRS program:

AGENCY	MONTHS SUBMITTED
BOUNTIFUL PD	6
BYU PD	6
CACHE-RICH DRUG TASK FORCE	6
CARBON COUNTY SHERIFF	6
CENTERVILLE PD	2
CLEARFIELD PD	6
CLINTON PD	6
DAVIS COUNTY SHERIFF	6
DAVIS COUNTY TASK FORCE	6
DUCHESNE COUNTY SHERIFF	6
GRANTSVILLE PD	6
HEBER CITY PD	3
HELPER PD	6
IVINS CITY PUBLIC SAFETY	2
KAYSVILLE PD	6
LAYTON PD	6
LOGAN PD	6
MIDVALE PD	4
MILLARD COUNTY SHERIFF	6
MORGAN COUNTY SHERIFF	3
MURRAY PD	6
NAPLES PD	4
NORTH OGDEN PD	6
NORTH SALT LAKE PD	6
OGDEN PD	6
PLEASANT GROVE PD	6
PRICE PD	6
PROVO PD	6
RIVERDALE PD	6

AGENCY	MONTHS SUBMITTED
ROOSEVELT PD	6
ROY PD	6
SALT LAKE CITY PD	6
SALT LAKE COUNTY SHERIFF	6
SANDY PD	6
SOUTH JORDAN PD	6
SOUTH OGDEN PD	3
SOUTH SALT LAKE PD	6
SOUTHERN UTAH UNIVERSITY PD	5
SPANISH FORK PD	6
ST. GEORGE PD	5
SUNSET PD	6
SYRACUSE PD	6
TAYLORSVILLE PD	6
TOOELE COUNTY SHERIFF	6
TOOELE PD	6
UTAH STATE UNIV PD	5
VERNAL PD	6
WASATCH COUNTY SHERIFF	6
WASHINGTON CITY PD	6
WASHINGTON COUNTY SHERIFF	2
WEBER COUNTY SHERIFF	6
WEBER STATE UNIVERSITY PD	6
WEST JORDAN PD	6
WEST VALLEY PD	6
WOODS CROSS PD	6

Incident Based Reporting

January – June 2006 – Crimes Against Persons & Society

Agency	Assault Offenses	Homicide Offenses	Kidnapping/Abduction	Sex Offenses-Forcible	Sex Offenses-Nonforcible	Drug/ Narcotic Offenses	Gambling Offenses	Pornography/ Obscene Material	Prostitution Offenses	Weapon Law Violations
BOUNTIFUL PD	132	0	3	24	3	84	0	4	0	7
BYU PD	17	0	0	0	0	1	0	0	0	1
CACHE-RICH DRUG TASK FORCE	0	0	0	0	0	158	0	0	0	2
CARBON COUNTY SHERIFF	30	0	0	3	0	35	0	0	0	2
CENTERVILLE PD *	17	0	2	2	0	27	0	1	0	2
CLEARFIELD PD	134	1	0	26	0	83	0	0	0	11
CLINTON PD	37	0	1	7	0	24	0	1	0	1
DAVIS COUNTY SHERIFF	64	0	1	4	0	226	0	3	0	24
DAVIS COUNTY TASK FORCE	0	0	0	0	0	62	0	0	0	1
DUCHESNE COUNTY SHERIFF	27	0	2	2	1	94	0	0	0	5
GRANTSVILLE PD	14	0	1	5	2	20	0	0	0	3
HEBER CITY PD *	2	0	0	2	0	0	0	0	0	0
HELPER PD	13	0	0	2	0	39	0	0	0	0
IVINS CITY PUBLIC SAFETY *	0	0	0	1	0	1	0	0	0	0
KAYSVILLE PD	67	0	0	8	0	28	0	2	0	5
LAYTON PD	305	1	12	51	3	118	0	2	5	14
LOGAN PD	119	0	0	19	1	158	0	1	0	25
MIDVALE PD *	151	0	0	13	0	61	0	0	1	9
MILLARD COUNTY SHERIFF	65	0	2	6	3	50	0	0	0	8
MORGAN COUNTY SHERIFF *	0	0	0	0	0	0	0	0	0	0
MURRAY PD	360	0	0	42	0	158	0	1	1	22
NAPLES PD *	7	0	0	0	0	10	0	0	0	1
NORTH OGDEN PD	34	0	1	3	0	16	0	0	0	10
NORTH SALT LAKE PD	47	0	0	11	0	44	0	0	0	1
OGDEN PD	1,116	1	27	66	4	761	0	2	7	107
PLEASANT GROVE PD	101	0	1	11	0	153	0	0	1	9
PRICE PD	60	0	1	4	2	74	0	0	0	8
PROVO PD	449	2	26	31	5	414	0	7	1	69
RIVERDALE PD	58	0	0	3	0	82	0	0	1	3
ROOSEVELT PD	40	0	0	2	0	55	0	0	0	2
ROY PD	178	0	7	44	0	72	0	0	1	14
SALT LAKE CITY PD	2,331	2	32	193	0	1,416	0	1	250	206
SALT LAKE COUNTY SHERIFF	1,269	2	21	183	1	633	0	2	5	78
SANDY PD	504	0	1	39	2	513	0	1	1	32
SOUTH JORDAN PD	141	1	2	17	0	106	0	0	0	12
SOUTH OGDEN PD *	17	0	1	3	0	28	0	0	0	2
SOUTH SALT LAKE PD	224	1	1	22	1	108	0	0	2	18
SOUTHERN UTAH UNIV PD *	0	0	0	1	0	0	0	0	0	0

Agency	Assault Offenses	Homicide Offenses	Kidnapping/Abduction	Sex Offenses-Forcible	Sex Offenses-Nonforcible	Drug/ Narcotic Offenses	Gambling Offenses	Pornography/ Obscene Material	Prostitution Offenses	Weapon Law Violations
SPANISH FORK PD	63	0	1	13	3	97	0	0	0	9
ST. GEORGE PD *	294	1	14	19	9	351	0	2	0	45
SUNSET PD	44	0	0	0	0	16	0	0	0	5
SYRACUSE PD	44	0	0	4	0	21	0	0	0	4
TAYLORSVILLE POLICE DEPARTMENT	385	1	3	33	0	433	0	0	0	24
TOOELE COUNTY SHERIFF	25	0	0	4	0	14	0	0	0	2
TOOELE PD	209	0	7	37	3	44	0	0	0	17
UTAH STATE UNIV PD *	0	0	0	1	0	3	0	0	0	0
VERNAL PD	45	0	3	9	1	73	0	0	0	12
WASATCH COUNTY SHERIFF	42	0	0	8	0	29	0	0	0	1
WASHINGTON CITY PD	59	0	1	6	0	54	0	1	0	9
WASHINGTON COUNTY SHERIFF *	4	0	0	0	0	17	0	0	0	0
WEBER COUNTY SHERIFF	185	1	3	20	3	113	0	1	2	11
WEBER STATE UNIVERSITY PD	4	0	0	0	0	0	0	1	0	0
WEST JORDAN PD	449	0	1	82	5	330	0	6	0	35
WEST VALLEY PD	954	1	13	140	7	697	0	7	1	112
WOODS CROSS PD	34	0	0	8	1	37	0	0	0	2
TOTALS	10,970	15	191	1,234	60	8,241	0	46	279	1,002

* Less than six months submitted.

IBR OFFENSES CONTINUED ON THE NEXT PAGE

Incident Based Reporting

January – June 2006 – Crimes Against Property

Agency	Arson	Bribery	Burglary/ Breaking & Entering	Counterfeiting/ Forgery	Destruction/ Damage/ Vandalism of Property	Embezzlement	Extortion/ Blackmail	Fraud Offenses	Larceny/Theft Offenses	Motor Vehicle Theft	Robbery	Stolen Property Offenses	Total Of All IBR Crimes
BOUNTIFUL PD	7	0	85	24	5	0	0	88	380	29	1	14	890
BYU PD	1	0	6	0	32	0	0	1	133	0	0	3	195
CACHE-RICH DRUG TASK FORCE	0	0	2	0	0	0	0	1	1	0	0	0	164
CARBON COUNTY SHERIFF	5	0	26	2	52	0	0	1	59	6	0	3	224
CENTERVILLE PD *	1	0	4	11	20	0	0	12	28	2	0	1	130
CLEARFIELD PD	1	0	62	10	202	0	0	36	398	26	2	6	998
CLINTON PD	0	0	19	3	56	0	0	12	95	11	1	0	268
DAVIS COUNTY SHERIFF	0	0	38	4	78	0	2	10	54	6	0	3	517
DAVIS COUNTY TASK FORCE	0	0	0	0	0	0	0	0	0	0	0	0	63
DUCHESNE COUNTY SHERIFF	0	0	10	1	51	0	1	1	55	9	0	0	259
GRANTSVILLE PD	3	0	12	12	46	0	0	8	55	10	1	2	194
HEBER CITY PD *	0	0	7	0	10	0	0	1	0	0	0	0	22
HELPER PD	0	0	5	0	16	0	0	1	2	1	0	1	80
IVINS CITY PUBLIC SAFETY *	0	0	2	0	3	0	0	0	2	1	0	0	10
KAYSVILLE PD	2	0	23	8	124	0	1	34	196	8	0	1	507
LAYTON PD	2	0	141	45	402	2	1	104	801	37	4	6	2,056
LOGAN PD	1	0	79	24	223	0	0	37	389	7	1	4	1,088
MIDVALE PD *	1	0	63	32	301	0	0	35	354	75	5	5	1,106
MILLARD COUNTY SHERIFF	0	0	28	5	41	0	0	3	117	10	1	8	347
MORGAN COUNTY SHERIFF*	0	0	1	0	0	0	0	0	1	0	0	0	2
MURRAY PD	2	0	220	75	887	2	0	109	1,520	186	26	0	3,611
NAPLES PD *	0	0	7	0	21	0	0	0	29	1	0	0	76
NORTH OGDEN PD	2	0	17	4	97	0	0	12	142	5	0	0	343
NORTH SALT LAKE PD	1	0	15	5	42	0	0	14	140	16	1	4	341
OGDEN PD	17	0	360	119	1,710	0	0	135	1,771	198	45	36	6,482
PLEASANT GROVE PD	0	0	64	35	242	0	0	50	406	23	1	11	1,108
PRICE PD	2	0	23	20	70	0	0	7	190	8	2	4	475
PROVO PD	10	0	270	48	502	0	0	94	1,392	80	10	46	3,456
RIVERDALE PD	0	0	17	17	54	0	0	28	181	5	0	1	450
ROOSEVELT PD	0	0	10	4	58	0	0	6	102	1	0	1	281
ROY PD	7	0	45	14	193	0	0	30	319	17	5	3	949
SALT LAKE CITY PD	25	0	1,062	323	2,982	14	4	498	5,668	1,053	225	148	16,433
SALT LAKE COUNTY SHERIFF	35	0	870	260	2,313	2	5	664	3,384	497	42	53	10,319
SANDY PD	6	0	236	74	559	0	0	82	1,247	133	13	30	3,473
SOUTH JORDAN PD	1	0	64	21	138	0	0	69	352	32	3	4	963
SOUTH OGDEN PD *	0	0	18	6	39	0	0	5	79	5	0	1	204
SOUTH SALT LAKE PD	1	0	123	33	468	2	0	59	569	151	11	8	1,802

Agency	Arson	Bribery	Burglary/ Breaking & Entering	Counterfeiting/ Forgery	Destruction/ Damage/ Vandalism of Property	Embezzlement	Extortion/ Blackmail	Fraud Offenses	Larceny/Theft Offenses	Motor Vehicle Theft	Robbery	Stolen Property Offenses	Total Of All IBR Crimes
SOUTHERN UTAH UNIVERSITY PD *	0	0	2	0	11	0	0	1	8	0	0	0	23
SPANISH FORK PD	2	0	50	27	236	0	0	44	289	11	1	1	847
ST. GEORGE PD *	1	0	139	38	434	5	0	62	685	54	6	1	2,160
SUNSET PD	1	0	14	1	31	0	0	4	63	2	0	0	181
SYRACUSE PD	0	0	46	2	35	0	0	9	87	5	1	4	262
TAYLORSVILLE POLICE DEPARTMENT	2	0	167	130	651	2	0	192	1,087	160	14	24	3,308
TOOELE COUNTY SHERIFF	1	0	25	2	48	0	0	17	63	6	0	2	209
TOOELE PD	3	0	50	24	321	0	1	95	290	30	3	4	1,138
UTAH STATE UNIV PD *	0	0	6	0	13	0	0	5	39	0	0	0	67
VERNAL PD	2	0	22	6	88	0	0	14	129	10	1	2	417
WASATCH COUNTY SHERIFF	0	0	19	0	47	0	0	0	86	0	0	0	232
WASHINGTON CITY PD	0	0	28	3	71	0	0	14	103	14	1	2	366
WASHINGTON COUNTY SHERIFF *	0	0	4	0	13	0	0	0	8	2	0	0	48
WEBER COUNTY SHERIFF	1	0	96	11	353	0	0	56	388	22	4	3	1,273
WEBER STATE UNIVERSITY PD	0	0	1	0	7	0	0	2	14	1	0	0	30
WEST JORDAN PD	7	1	238	70	944	2	0	160	1,372	150	11	7	3,870
WEST VALLEY PD	14	1	386	169	951	4	0	229	2,114	430	53	113	6,396
WOODS CROSS PD	1	0	11	6	37	2	0	22	69	9	1	7	247
TOTALS	168	2	5,338	1,728	16,328	37	15	3,173	27,505	3,555	496	577	80,960

*Less than six months of data submitted.