



BUREAU OF CRIMINAL
IDENTIFICATION

FIREARMS STATISTICAL REVIEW

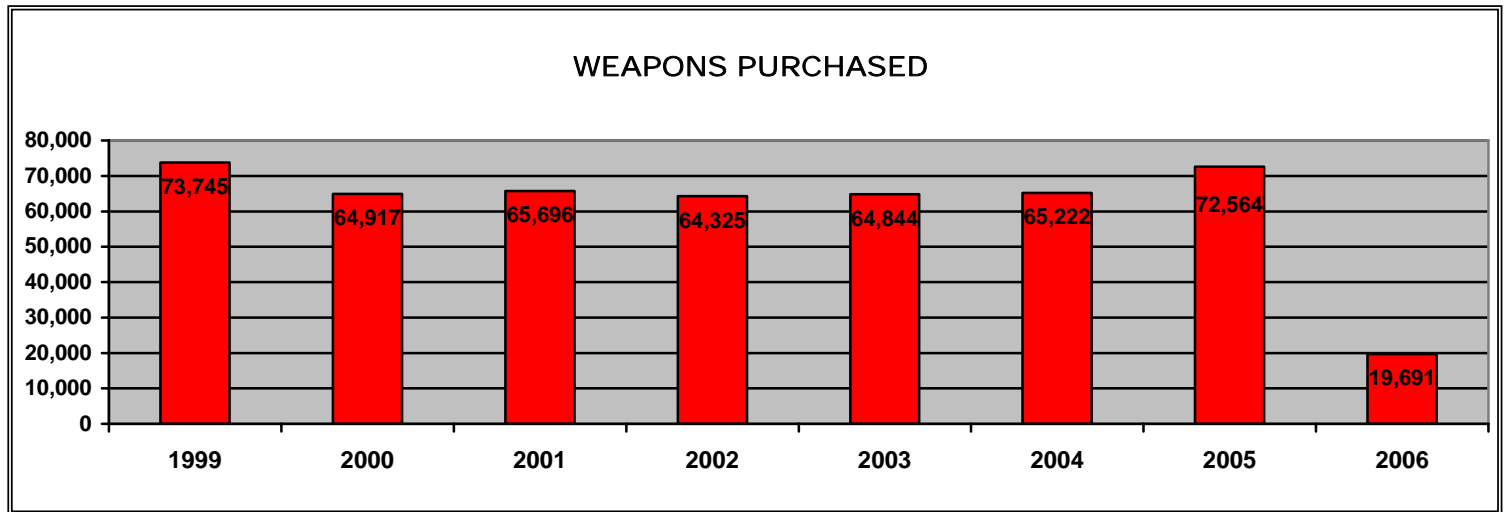
FIRST QUARTER 2006

Brady Monthly Totals (12 Months)

Month	Total	Denials	Denial Reasons					Denial %
			WARRANT	RECORD	*D V	*P O	*OTHER	
MAR '06	6,880	220	46	77	53	25	19	3.2%
FEB '06	6,772	199	49	74	47	23	6	2.9%
JAN '06	6,039	148	11	57	40	25	15	2.5%
DEC '05	13,337	230	82	55	51	24	18	1.7%
NOV '05	7,719	212	73	47	56	26	10	2.7%
OCT '05	6,794	297	84	87	65	36	25	4.4%
SEP '05	7,442	247	62	68	61	34	22	3.3%
AUG '05	4,746	175	53	43	49	21	9	3.7%
JUL '05	3,804	127	37	34	24	7	25	3.3%
JUN '05	4,246	140	38	44	34	18	6	3.3%
MAY '05	4,083	136	30	46	35	9	16	3.3%
APR '05	4,808	183	50	50	41	21	21	3.8%
TOTALS	76,670	2,314	615	682	556	269	192	3.0%

* Note D V = Domestic Violence P O = Protective Order

* OTHER = Drug addiction, Mental Incompetent, Illegal Alien, Renounced Citizenship, Dishonorable Discharge, National Instant Check Denial (NICS)



FIREARM TRANSFERS BY COUNTY

FIRST QUARTER 2006

There were 19,691 requests to purchase weapons during the 1ST quarter of 2006. 567 requests were denied. The following tables reflect transfer requests by county, and the reason purchases were denied.

COUNTY	REQUESTS	PERCENT	COUNTY	REQUESTS	PERCENT
BEAVER	169	0.9%	PIUTE	0	0.0%
BOX ELDER	78	0.4%	RICH	1	0.0%
CACHE	635	3.2%	SALT LAKE	4981	25.3%
CARBON	336	1.7%	SAN JUAN	29	0.1%
DAGGETT	0	0.0%	SANPETE	91	0.5%
DAVIS	631	3.2%	SEVIER	379	1.9%
DUCHESNE	181	0.9%	SUMMIT	65	0.3%
EMERY	57	0.3%	TOOELE	571	2.9%
GARFIELD	9	0.0%	UINTAH	1213	6.2%
GRAND	78	0.4%	UTAH	4891	24.8%
IRON	645	3.3%	WASATCH	36	0.2%
JUAB	26	0.1%	WASHINGTON	1312	6.7%
KANE	94	0.5%	WAYNE	1	0.0%
MILLARD	150	0.8%	WEBER	3002	15.2%
MORGAN	30	0.2%	TOTAL	19691	

* All percentages rounded

DENIALS

Month	Total	Denials	Denial Reasons					Denial %
			WARRANT	RECORD	*D V	*P O	*OTHER	
MAR '06	6,880	220	46	77	53	25	19	3.2%
FEB '06	6,772	199	49	74	47	23	6	2.9%
JAN '06	6,039	148	11	57	40	25	15	2.5%
TOTALS	19,691	567	106	208	140	73	41	2.9%

*D.V.= Domestic Violence Conviction *P.O. = Protective Order

* OTHER = Drug addiction, Mental Incompetent, Illegal Alien, Renounce Citizenship, Dishonorable Discharge, National Instant Check Denial (NICS)

1,674 Requests were pawn redemptions, of which 88 (5.3%) were denied.

18,017 Requests were sales of new or used weapons, of which 479 (2.7%) were denied.

CONCEALED WEAPONS 1ST QUARTER 2006

OVERVIEW

72,905 Total Valid Permits as of March 31,2006

2,751 Permits Issued 1st Quarter

1,387 Permits Renewed 1st Quarter

29 Permits Revoked 1st Quarter

48 Applications Denied 1st Quarter

48 new concealed carry applications were denied during the 1st quarter of 2006. The applicant has the right to appeal to the Concealed Permit Review Board, which will review the reason for denial. Approximately 14 revocation and denial appeals are reviewed by the Concealed Permit Board each quarter, the Board overturns approximately 1% after review.

A permit application may be denied for any of the following reasons:

1. Felony conviction
2. Convicted of an offense involving the use of alcohol
3. Convicted of a crime of violence
4. Convicted of any offenses involving controlled substance
5. Convicted of an offense of moral turpitude (fraud, theft, tax evasion, issuing bad checks, robbery, bribery, perjury, extortion, arson, criminal mischief, falsifying government records, forgery, receiving stolen property, burglary, vandalism, kidnapping)
6. Convicted of an offense involving domestic violence
7. Has been adjudicated as mentally incompetent
8. Is not qualified to purchase and possess a dangerous weapon or handgun pursuant to federal law
9. Cause to believe applicant may be a danger to self or others by evidence including but not restricted to:
 - A. Past pattern of behavior involving unlawful violence or threats of unlawful violence
 - B. Past participation in incidents involving unlawful violence or threats of unlawful violence
 - C. Conviction of any offense in involving weapons violations

When assessing good character the bureau may consider mitigating circumstances. Mitigating circumstances may include length of time since an offense, number of offenses, and type of offenses.

DENIALS 1st QUARTER 2006

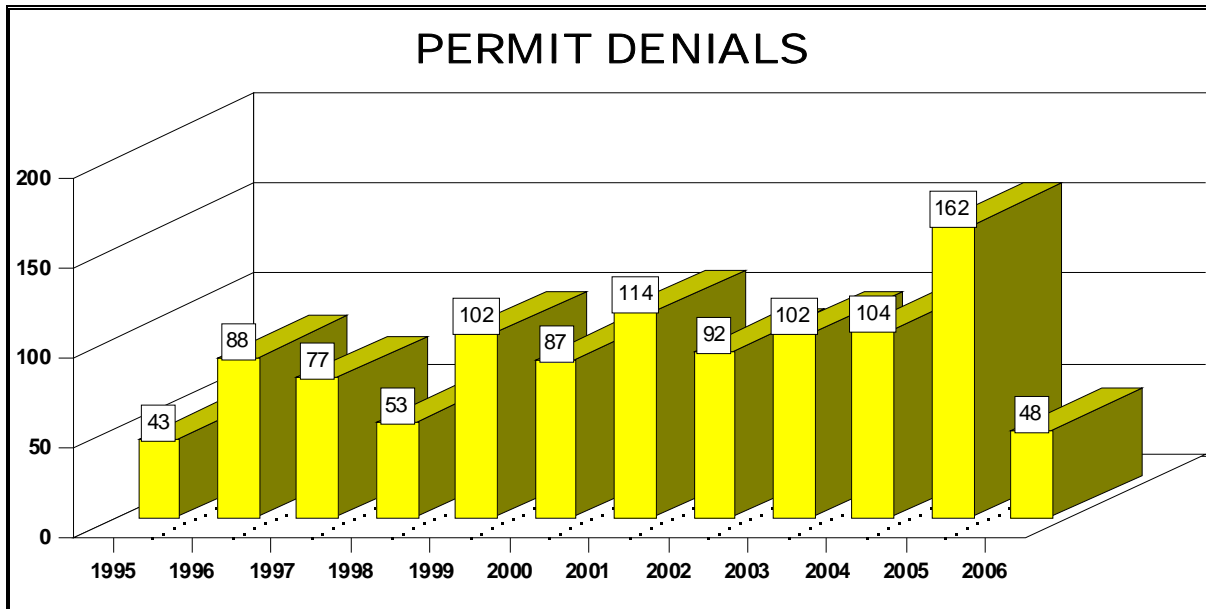
48 Concealed Carry Permit applications were denied during the 1st quarter of 2006. Listed below are the reasons for denial.

REASON	JAN '06	FEB '06	MAR '06
ALCOHOL VIOLATION	4	6	7
PROTECTIVE ORDER	1	0	1
WANTED PERSON	0	0	1
FIREARM OFFENSE	0	1	0
THREAT TO SELF/OTHERS	0	3	3
DOMESTIC VIOLENCE	0	2	1
MORAL TURPITUDE	1	2	5
CONTROLLED SUBSTANCE	1	1	0
FELONY	2	4	2
OTHER	0	0	0
TOTAL	9	19	20

Felonies included:

- Aggravated Assault
- Sex Abuse with a Child
- Theft
- Stolen Vehicle

*Some permit holders had multiple charges, however only the most serious charge is represented.



REVOCATIONS 1st QUARTER 2006

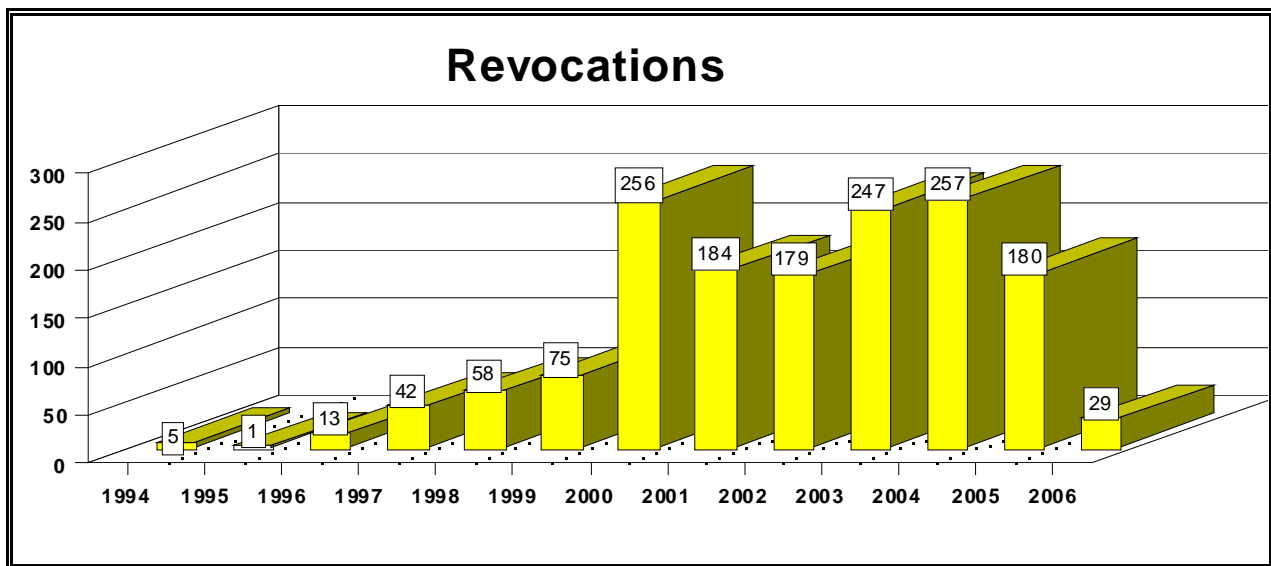
29 Concealed Carry Permits were revoked during the 1st quarter of 2006. Listed below are the reasons for revocation.

REASON	JAN '06	FEB '06	MAR '06
ALCOHOL VIOLATION	5	3	4
PROTECTIVE ORDER	1	0	1
WANTED PERSON	0	0	0
FIREARM OFFENSE	1	0	0
THREAT TO SELF/OTHERS	1	0	0
DOMESTIC VIOLENCE	0	0	3
MORAL TURPITUDE	1	2	1
CONTROLLED SUBSTANCE	0	0	0
FELONY	2	1	3
OTHER	0	0	0
TOTAL	11	6	12

Felonies included:

Aggravated Assault
 Drugs
 DUI

*Some permit holders had multiple charges, however only the most serious charge is represented.



*In February of 2000, BCI implemented a new program to ensure the integrity of the Utah Concealed Carry Permit by checking arrest records on a daily basis, this accounts for the dramatic 241.3% increase seen in 2000.