



BUREAU OF CRIMINAL  
IDENTIFICATION

# **FIREARMS STATISTICAL REVIEW**

SECOND QUARTER 2006

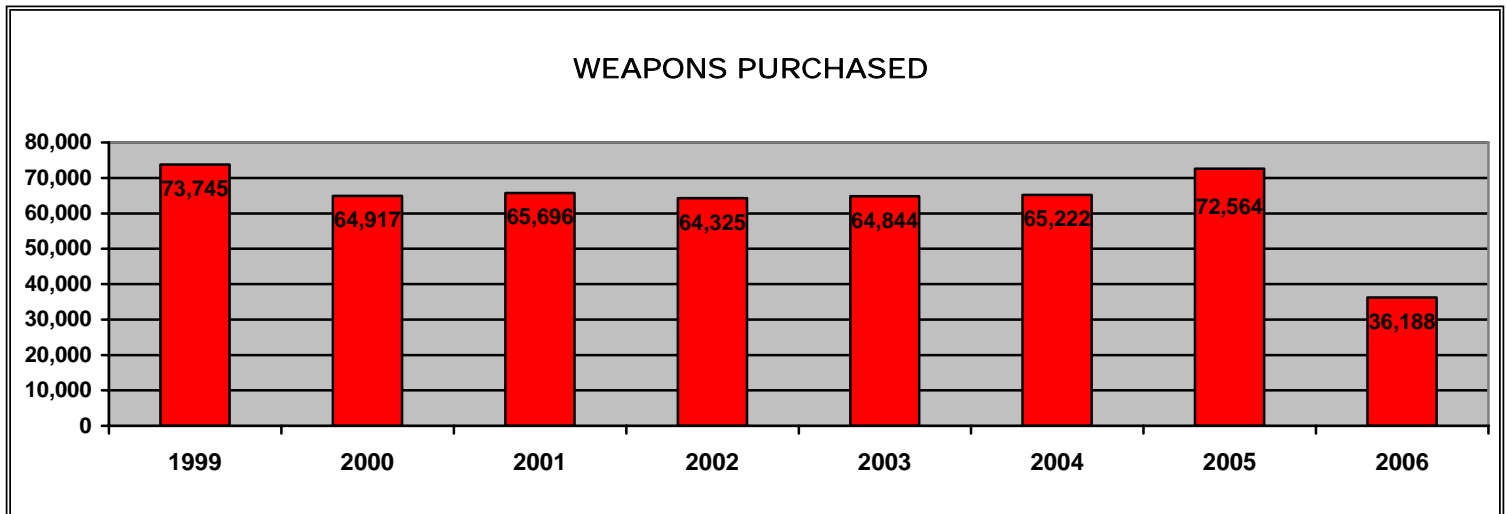


# Brady Monthly Totals (12 Months)

Month	Total	Denials	Denial Reasons					Denial %
			WARRANT	RECORD	*D V	*P O	*OTHER	
JUN '06	5,402	165	37	57	42	21	8	3.1%
MAY '06	5,206	178	42	57	38	26	15	3.4%
APR '06	5,889	164	44	53	45	16	6	2.8%
MAR '06	6,880	220	46	77	53	25	19	3.2%
FEB '06	6,772	199	49	74	47	23	6	2.9%
JAN '06	6,039	148	11	57	40	25	15	2.5%
DEC '05	13,337	230	82	55	51	24	18	1.7%
NOV '05	7,719	212	73	47	56	26	10	2.7%
OCT '05	6,794	297	84	87	65	36	25	4.4%
SEP '05	7,442	247	62	68	61	34	22	3.3%
AUG '05	4,746	175	53	43	49	21	9	3.7%
JUL '05	3,804	127	37	34	24	7	25	3.3%
<b>TOTALS</b>	<b>80,030</b>	<b>2362</b>	<b>620</b>	<b>709</b>	<b>571</b>	<b>284</b>	<b>178</b>	<b>3.0%</b>

\* Note D V = Domestic Violence P O = Protective Order

\* OTHER = Drug addiction, Mental Incompetent, Illegal Alien, Renounced Citizenship, Dishonorable Discharge, National Instant Check Denial (NICS)



# FIREARM TRANSFERS BY COUNTY

## SECOND QUARTER 2006

There were 16,497 requests to purchase weapons during the 2<sup>ND</sup> quarter of 2006. 507 requests were denied. The following tables reflect transfer requests by county, and the reason purchases were denied.

COUNTY	REQUESTS	PERCENT	COUNTY	REQUESTS	PERCENT
BEAVER	167	1.0%	PIUTE	0	0.0%
BOX ELDER	53	0.3%	RICH	3	0.0%
CACHE	600	3.6%	SALT LAKE	3906	23.7%
CARBON	223	1.4%	SAN JUAN	13	0.1%
DAGGETT	0	0.0%	SANPETE	91	0.6%
DAVIS	481	2.9%	SEVIER	313	1.9%
DUCHESNE	159	1.0%	SUMMIT	49	0.3%
EMERY	50	0.3%	TOOELE	479	2.9%
GARFIELD	28	0.2%	UINTAH	923	5.6%
GRAND	68	0.4%	UTAH	4033	24.4%
IRON	610	3.7%	WASATCH	38	0.2%
JUAB	8	0.0%	WASHINGTON	1018	6.2%
KANE	84	0.5%	WAYNE	3	0.0%
MILLARD	165	1.0%	WEBER	2839	17.2%
MORGAN	93	0.6%	<b>TOTAL</b>	<b>16,497</b>	

\* All percentages rounded

## DENIALS

Month	Total	Denials	Denial Reasons					Denial %
			WARRANT	RECORD	*D V	*P O	*OTHER	
<b>JUN '06</b>	<b>5,402</b>	<b>165</b>	<b>37</b>	<b>57</b>	<b>42</b>	<b>21</b>	<b>8</b>	<b>3.1%</b>
<b>MAY '06</b>	<b>5,206</b>	<b>178</b>	<b>42</b>	<b>57</b>	<b>38</b>	<b>26</b>	<b>15</b>	<b>3.4%</b>
<b>APR '06</b>	<b>5,889</b>	<b>164</b>	<b>44</b>	<b>53</b>	<b>45</b>	<b>16</b>	<b>6</b>	<b>2.8%</b>
<b>TOTALS</b>	<b>16,497</b>	<b>507</b>	<b>123</b>	<b>167</b>	<b>125</b>	<b>63</b>	<b>29</b>	<b>3.1%</b>

\*D.V.= Domestic Violence Conviction \*P.O. = Protective Order

\* OTHER = Drug addiction, Mental Incompetent, Illegal Alien, Renounce Citizenship, Dishonorable Discharge, National Instant Check Denial (NICS)

1,237 Requests were pawn redemptions, of which 55 (4.4%) were denied.

15,260 Requests were sales of new or used weapons, of which 452 (3.0%) were denied.

# CONCEALED WEAPONS 2<sup>ND</sup> QUARTER 2006

## OVERVIEW

75,023 Total Valid Permits as of June 30,2006

2,711 Permits Issued 2<sup>nd</sup> Quarter

1,471 Permits Renewed 2<sup>nd</sup> Quarter

16 Permits Revoked 2<sup>nd</sup> Quarter

19 Applications Denied 2<sup>nd</sup> Quarter

19 new concealed carry applications were denied during the 2<sup>nd</sup> quarter of 2006. The applicant has the right to appeal to the Concealed Permit Review Board, which will review the reason for denial. Approximately 17 revocation and denial appeals are reviewed by the Concealed Permit Board each quarter, the Board overturns approximately 1% after review.

A permit application may be denied for any of the following reasons:

1. Felony conviction
2. Convicted of an offense involving the use of alcohol
3. Convicted of a crime of violence
4. Convicted of any offenses involving controlled substance
5. Convicted of an offense of moral turpitude (fraud, theft, tax evasion, issuing bad checks, robbery, bribery, perjury, extortion, arson, criminal mischief, falsifying government records, forgery, receiving stolen property, burglary, vandalism, kidnapping)
6. Convicted of an offense involving domestic violence
7. Has been adjudicated as mentally incompetent
8. Is not qualified to purchase and possess a dangerous weapon or handgun pursuant to federal law
9. Cause to believe applicant may be a danger to self or others by evidence including but not restricted to:
  - A. Past pattern of behavior involving unlawful violence or threats of unlawful violence
  - B. Past participation in incidents involving unlawful violence or threats of unlawful violence
  - C. Conviction of any offense in involving weapons violations

When assessing good character the bureau may consider mitigating circumstances. Mitigating circumstances may include length of time since an offense, number of offenses, and type of offenses.

## DENIALS 2<sup>ND</sup> QUARTER 2006

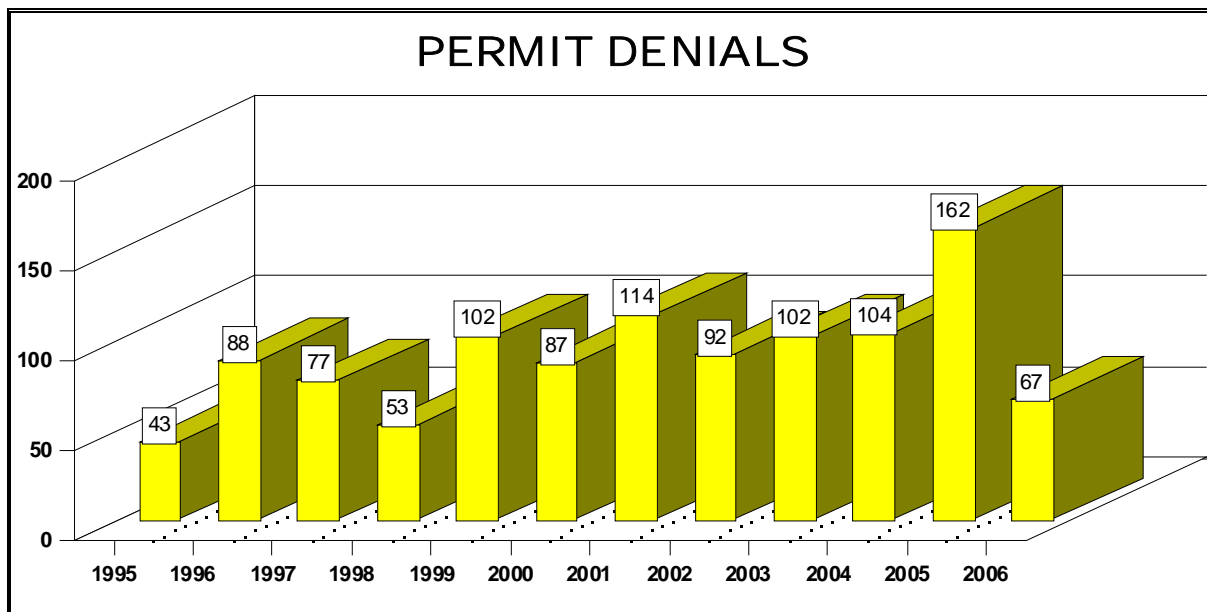
19 Concealed Carry Permit applications were denied during the 2<sup>ND</sup> quarter of 2006. Listed below are the reasons for denial.

REASON	APR '06	MAY '06	JUN '06
ALCOHOL VIOLATION	3	5	5
PROTECTIVE ORDER	0	0	0
WANTED PERSON	0	0	0
FIREARM OFFENSE	0	0	0
THREAT TO SELF/OTHERS	0	0	0
DOMESTIC VIOLENCE	0	0	1
MORAL TURPITUDE	2	0	1
CONTROLLED SUBSTANCE	0	0	0
FELONY	0	0	2
OTHER	0	0	0
<b>TOTAL</b>	<b>5</b>	<b>5</b>	<b>9</b>

### Felonies included:

Drugs  
Sex with a Minor

\*Some permit holders had multiple charges, however only the most serious charge is represented.



## REVOCATIONS 2<sup>ND</sup> QUARTER 2006

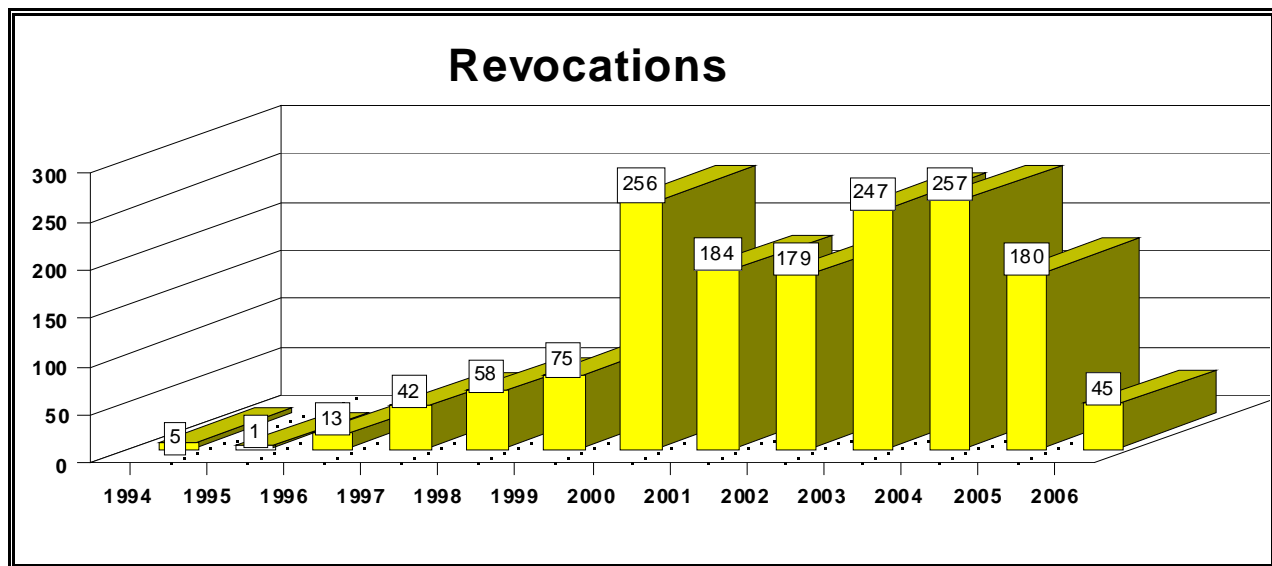
16 Concealed Carry Permits were revoked during the 2<sup>nd</sup> quarter of 2006. Listed below are the reasons for revocation.

REASON	APR '06	MAY '06	JUN '06
ALCOHOL VIOLATION	1	3	5
PROTECTIVE ORDER	0	0	0
WANTED PERSON	0	0	0
FIREARM OFFENSE	0	1	0
THREAT TO SELF/OTHERS	0	0	0
DOMESTIC VIOLENCE	0	0	1
MORAL TURPITUDE	1	1	1
CONTROLLED SUBSTANCE	0	0	0
FELONY	0	0	2
OTHER	0	0	0
<b>TOTAL</b>	<b>2</b>	<b>5</b>	<b>9</b>

### Felonies included:

Rape  
Weapon Offense

\*Some permit holders had multiple charges, however only the most serious charge is represented.



\*In February of 2000, BCI implemented a new program to ensure the integrity of the Utah Concealed Carry Permit by checking arrest records on a daily basis, this accounts for the dramatic 241.3% increase seen in 2000.