



BUREAU OF CRIMINAL
IDENTIFICATION

FIREARMS STATISTICAL REVIEW

THIRD QUARTER 2006

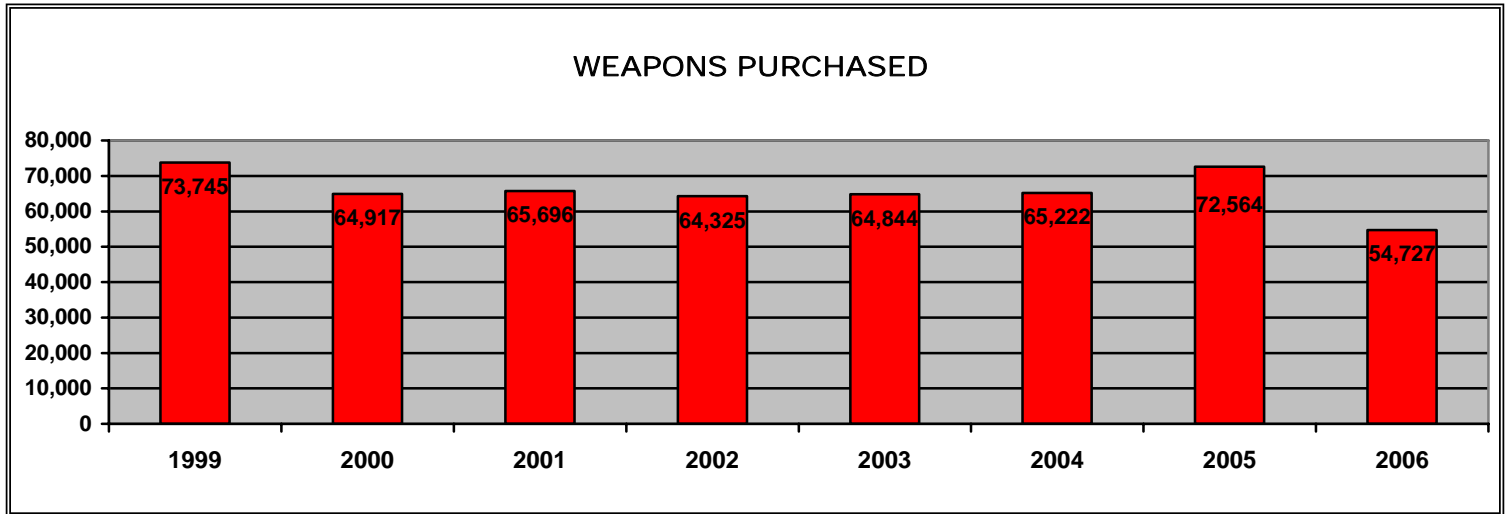


Brady Monthly Totals (12 Months)

Month	Total	Denials	Denial Reasons					Denial %
			WARRANT	RECORD	*D V	*P O	*OTHER	
SEP '06	7,804	223	62	73	49	24	15	2.9%
AUG '06	5,818	153	51	36	45	11	10	2.6%
JUL '06	4,917	126	40	36	30	10	10	2.6%
JUN '06	5,402	165	37	57	42	21	8	3.1%
MAY '06	5,206	178	42	57	38	26	15	3.4%
APR '06	5,889	164	44	53	45	16	6	2.8%
MAR '06	6,880	220	46	77	53	25	19	3.2%
FEB '06	6,772	199	49	74	47	23	6	2.9%
JAN '06	6,039	148	11	57	40	25	15	2.5%
DEC '05	13,337	230	82	55	51	24	18	1.7%
NOV '05	7,719	212	73	47	56	26	10	2.7%
OCT '05	6,794	297	84	87	65	36	25	4.4%
TOTALS	82,577	2315	621	709	561	267	157	2.8%

* Note D V = Domestic Violence P O = Protective Order

* OTHER = Drug addiction, Mental Incompetent, Illegal Alien, Renounced Citizenship, Dishonorable Discharge, National Instant Check Denial (NICS)



FIREARM TRANSFERS BY COUNTY

THIRD QUARTER 2006

There were 18,539 requests to purchase weapons during the 3RD quarter of 2006. 502 requests were denied. The following tables reflect transfer requests by county, and the reason purchases were denied.

COUNTY	REQUESTS	PERCENT	COUNTY	REQUESTS	PERCENT
BEAVER	185	1.0%	PIUTE	0	0.0%
BOX ELDER	64	0.3%	RICH	1	0.0%
CACHE	714	3.9%	SALT LAKE	4,299	23.2%
CARBON	263	1.4%	SAN JUAN	21	0.1%
DAGGETT	0	0.0%	SANPETE	107	0.6%
DAVIS	604	3.3%	SEVIER	294	1.6%
DUCHESNE	178	1.0%	SUMMIT	30	0.2%
EMERY	52	0.3%	TOOELE	519	2.8%
GARFIELD	19	0.1%	UINTAH	973	5.2%
GRAND	69	0.4%	UTAH	4,942	26.7%
IRON	656	3.5%	WASATCH	28	0.2%
JUAB	1	0.0%	WASHINGTON	992	5.4%
KANE	66	0.4%	WAYNE	3	0.0%
MILLARD	180	1.0%	WEBER	3,208	17.3%
MORGAN	71	0.4%	TOTAL	18,539	

* All percentages rounded

DENIALS

Month	Total	Denials	Denial Reasons					Denial %
			WARRANT	RECORD	*D V	*P O	*OTHER	
SEP '06	7,804	223	62	73	49	24	15	2.9%
AUG '06	5,818	153	51	36	45	11	10	2.6%
JUL '06	4,917	126	40	36	30	10	10	2.6%
TOTALS	18,539	502	153	145	124	45	35	2.7%

*D.V.= Domestic Violence Conviction *P.O. = Protective Order

* OTHER = Drug addiction, Mental Incompetent, Illegal Alien, Renounce Citizenship, Dishonorable Discharge, National Instant Check Denial (NICS)

1,567 Requests were pawn redemptions, of which 59 (3.8%) were denied.

16,972 Requests were sales of new or used weapons, of which 442 (2.6%) were denied.

CONCEALED WEAPONS 3RD QUARTER 2006

OVERVIEW

79,353 Total Valid Permits as of September 30,2006

3,742 Permits Issued 3rd Quarter

1,134 Permits Renewed 3rd Quarter

24 Permits Revoked 3rd Quarter

34 Applications Denied 3rd Quarter

34 new concealed carry applications were denied during the 2nd quarter of 2006. The applicant has the right to appeal to the Concealed Permit Review Board, which will review the reason for denial. Approximately 6 revocation and denial appeals are reviewed by the Concealed Permit Board each quarter, the Board overturns approximately 1% after review.

A permit application may be denied for any of the following reasons:

1. Felony conviction
2. Convicted of an offense involving the use of alcohol
3. Convicted of a crime of violence
4. Convicted of any offenses involving controlled substance
5. Convicted of an offense of moral turpitude (fraud, theft, tax evasion, issuing bad checks, robbery, bribery, perjury, extortion, arson, criminal mischief, falsifying government records, forgery, receiving stolen property, burglary, vandalism, kidnapping)
6. Convicted of an offense involving domestic violence
7. Has been adjudicated as mentally incompetent
8. Is not qualified to purchase and possess a dangerous weapon or handgun pursuant to federal law
9. Cause to believe applicant may be a danger to self or others by evidence including but not restricted to:
 - A. Past pattern of behavior involving unlawful violence or threats of unlawful violence
 - B. Past participation in incidents involving unlawful violence or threats of unlawful violence
 - C. Conviction of any offense in involving weapons violations

When assessing good character the bureau may consider mitigating circumstances. Mitigating circumstances may include length of time since an offense, number of offenses, and type of offenses.

DENIALS 3rd QUARTER 2006

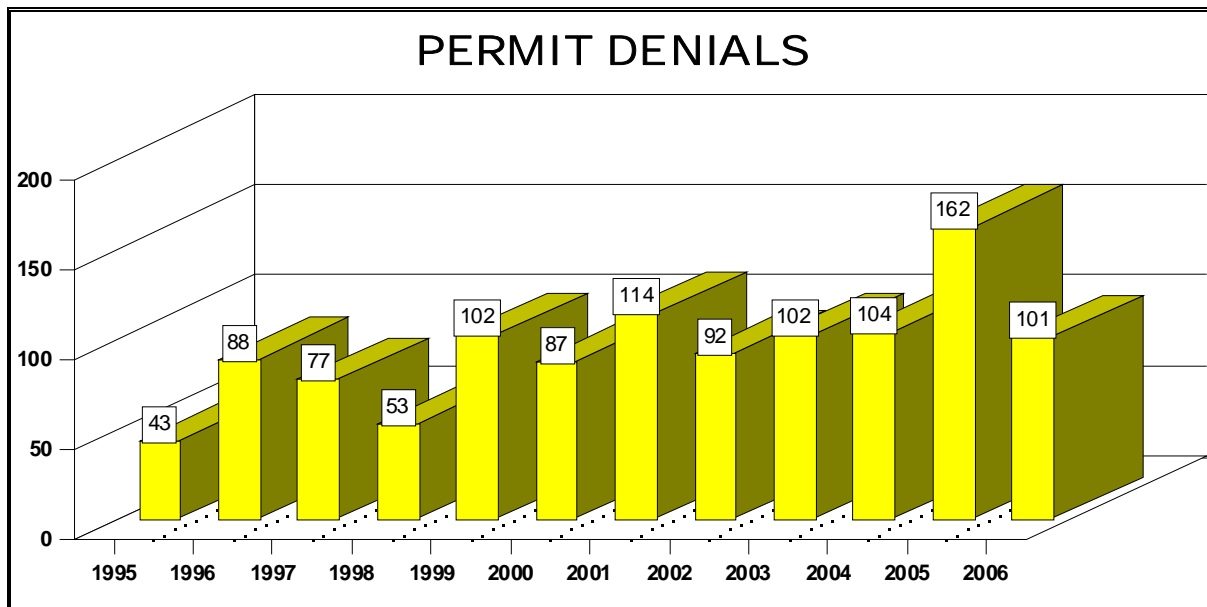
34 Concealed Carry Permit applications were denied during the 3rd quarter of 2006. Listed below are the reasons for denial.

REASON	JUL '06	AUG '06	SEP '06
ALCOHOL VIOLATION	5	5	5
PROTECTIVE ORDER	0	0	1
WANTED PERSON	0	0	2
FIREARM OFFENSE	0	0	0
THREAT TO SELF/OTHERS	1	0	0
DOMESTIC VIOLENCE	0	1	2
MORAL TURPITUDE	2	2	3
CONTROLLED SUBSTANCE	0	0	0
FELONY	0	1	4
OTHER	0	0	0
TOTAL	8	9	17

Felonies included:

- Assault
- Burglary
- Controlled Substance
- Larceny
- Perjury

*Some permit holders had multiple charges, however only the most serious charge is represented.



REVOCATIONS 3rd QUARTER 2006

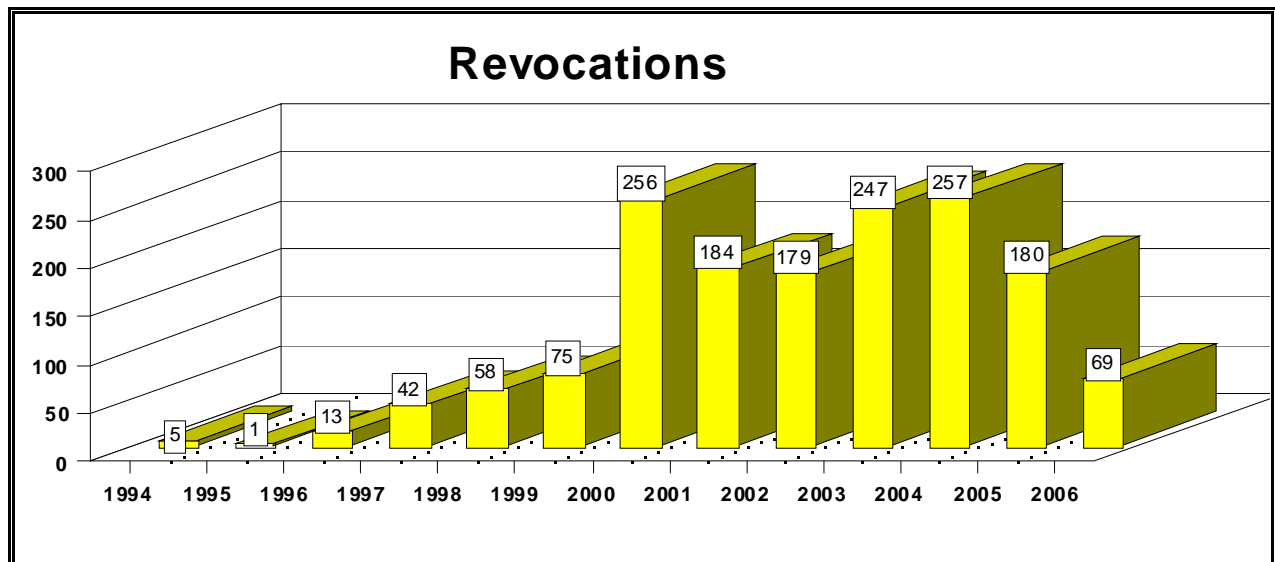
24 Concealed Carry Permits were revoked during the 3rd quarter of 2006. Listed below are the reasons for revocation.

REASON	JUL '06	AUG '06	SEP '06
ALCOHOL VIOLATION	2	3	3
PROTECTIVE ORDER	0	1	1
WANTED PERSON	0	0	0
FIREARM OFFENSE	0	0	0
THREAT TO SELF/OTHERS	1	0	0
DOMESTIC VIOLENCE	1	0	0
MORAL TURPITUDE	2	0	3
CONTROLLED SUBSTANCE	0	0	1
FELONY	0	3	3
OTHER	0	0	0
TOTAL	6	7	11

Felonies included:

- Aggravated Kidnapping
- Acquire a Controlled Substance by Prescription Alteration
- Enticing a Minor
- Forgery
- Possession of a Controlled Substance - Methamphetamine
- Sexual Exploitation of a Minor

*Some permit holders had multiple charges, however only the most serious charge is represented.



*In February of 2000, BCI implemented a new program to ensure the integrity of the Utah Concealed Carry Permit by checking arrest records on a daily basis, this accounts for the dramatic 241.3% increase seen in 2000.