


Crime in Utah

Semiannual Report

Department of Public Safety

January through June 2009



Department of Public Safety
D. Lance Davenport, Commissioner

Bureau of Criminal Identification
Alice Erickson, Bureau Chief

SUMMARY BASED REPORTING

Introduction

This quarterly *Crime in Utah* report is published by the Bureau of Criminal Identification to give governmental leaders and citizens a better understanding of criminal activity in the state. The report is a compilation of crime data reported by local law enforcement agencies throughout the state. The data is reported under the guidelines of the Uniform Crime Reporting (UCR) program, a national program which uses generic crime definitions to ensure that crime data is comparable across political boundaries. BCI forwards data collected from Utah law enforcement agencies to the FBI, who in turn combines it with data from other states to compile and publish an annual report called *Crime in the United States*.

UCR data is collected in two formats: "summary based reporting" which has undergone only minor changes since the 1930 and "incident based reporting" (IBR) which uses computer technology to collect more detailed information. The summary based system is still used by about half of Utah law enforcement agencies. Therefore, the data from agencies participating in the IBR system is also presented in the summary format to ensure comparable numbers. IBR data is also presented in more detail in a separate section of this report.

In the summary based system, crimes are divided into two categories: *Part I Crimes*, which include criminal homicide (murder, nonnegligent manslaughter, and manslaughter by negligence), forcible rape, robbery, aggravated assault, burglary, larceny-theft, motor vehicle theft, and arson; and *Part II Crimes*, which include all other non-traffic crimes. The Part I crimes, except manslaughter by negligence, make up the "crime index" used by the FBI to track our nation's crime situation. Therefore, these crimes are often referred to as *index crimes*. The number of known offenses and arrests are reported on Part I Crimes, while only arrests are reported on Part II Crimes. If multiple Part I offenses are committed in the same criminal episode, only the most serious offense is reported.

The Part I Crimes are also categorized as *violent crimes* (murder and nonnegligent manslaughter, forcible rape, robbery, and aggravated assault) and *property crimes* (burglary, larceny-theft, motor vehicle theft, and arson) for analysis purposes.

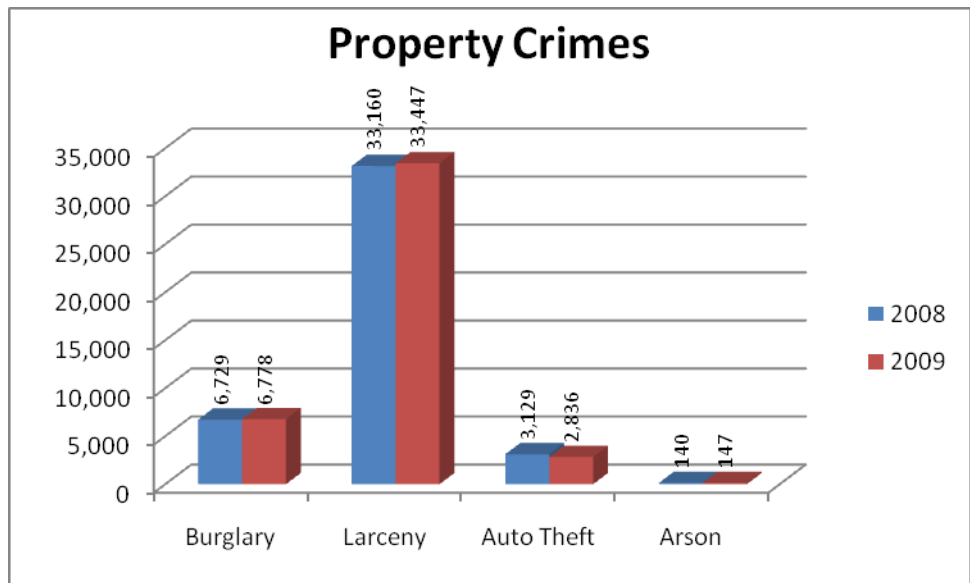
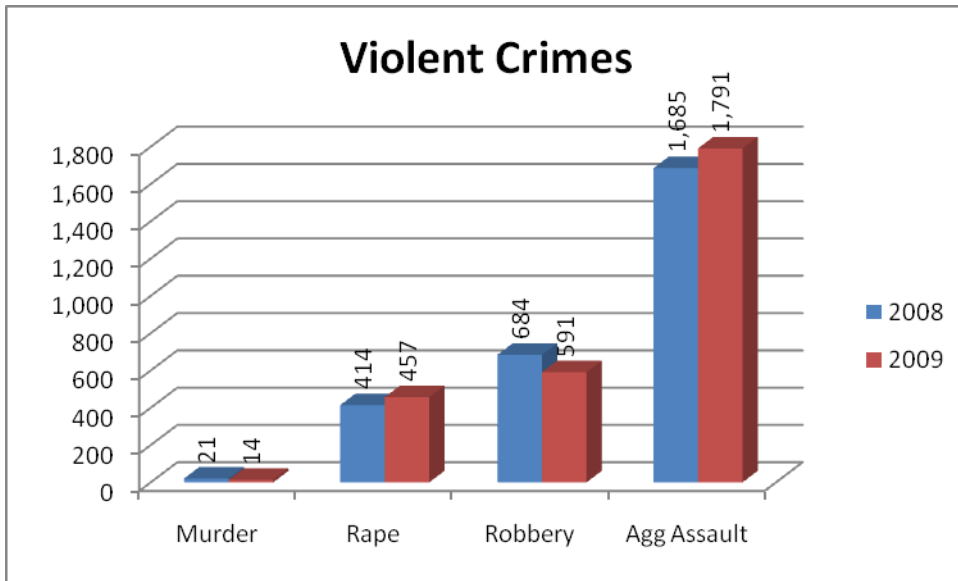
The statistics presented in this report are only as accurate as the data provided by the local law enforcement agencies. Nineteen law enforcement agencies did not submit data for this report.

Summary Analysis

- During the first six months of 2009 a total of **46,061** index crimes were reported. This is a **0.22% increase** over the same period in 2008, in which there were **45,962** index crimes reported.
- Violent crime **increased 1.75%**. Murder decreased 33.33%, robbery decreased 13.60%, and aggravated assault increased 6.29%, while rape increased 10.39%.
- Property crime **increased 0.12%**. Burglary increased 0.73%, larceny increased 0.87%, motor vehicle theft decreased 9.36%, and arson increased 5%.
- There were 67,422 arrests reported in the first six months of 2009. This is down 3.89% from the same time last year. Adult arrests **decreased 0.82%**, juvenile arrests **decreased by 14.36%**.
- The dollar value of property stolen during the first six months of 2009 was **\$44,774,152, down by 0.60%** from last year. Reported recoveries totaled **\$12,142,273, a 1.41% increase** from last year.

SUMMARY BASED REPORTING

Crime Trends - January to June 2009



Property by Type and Value	Stolen		Recovered	
	2008	2009	2008	2009
Currency, Notes, Etc.	\$4,811,754	\$3,910,630	\$84,130	\$119,718
Jewelry and Precious Metals	\$2,734,903	\$3,813,696	\$262,034	\$280,549
Clothing and Furs	\$549,109	\$607,804	\$96,762	\$109,191
Locally Stolen Motor Vehicles	\$15,520,288	\$13,981,580	\$9,845,407	\$9,942,009
Office Equipment	\$3,093,036	\$4,039,092	\$159,354	\$177,675
Televisions, Radios, Stereos,	\$2,947,901	\$3,469,972	\$154,846	\$217,482
Firearms	\$322,161	\$352,801	\$54,029	\$26,531
Household Goods	\$981,061	\$871,080	\$27,887	\$53,208
Consumable Goods	\$203,767	\$183,978	\$21,362	\$25,394
Livestock	\$45,583	\$8,146	\$2,025	\$167
Miscellaneous	\$13,835,919	\$13,535,373	\$1,265,384	\$1,190,349
Total	\$45,045,482	\$44,774,152	\$11,973,220	\$12,142,273

SUMMARY BASED REPORTING

Crime Index Offenses by Contributing Agency -- January to June 2009

Agency	Homicide	Rape	Robbery	Aggravated Assault	Burglary	Larceny	Motor Vehicle Theft	Arson	Total Crime Index
Beaver CO SO	0	0	0	3	4	20	2	0	29
Minersville PD	No Data Submitted								0
Total Beaver County	0	0	0	3	4	20	2	0	29
Box Elder CO SO	0	2	0	0	22	68	1	0	93
Brigham City PD	0	8	2	23	37	185	5	0	260
Garland PD	No Data Submitted								0
Mantua PD	No Data Submitted								0
Perry PD	0	0	0	0	2	15	2	0	19
Tremonton PD	0	1	0	0	16	57	3	1	78
Willard PD	No Data Submitted								0
Total Box Elder County	0	11	2	23	77	325	11	1	450
Cache CO SO	0	2	1	7	33	216	5	0	264
Cache Rich Drug Task Force §	0	0	0	0	0	6	0	0	6
Logan PD	0	8	0	15	85	333	11	2	454
North Park PD	0	5	0	1	13	122	5	2	148
Smithfield PD	0	0	0	4	12	57	3	0	76
Utah State University PD	0	2	1	0	7	71	0	0	81
Total Cache County	0	17	2	27	150	805	24	4	1,029
Carbon CO SO	0	5	0	1	16	34	0	3	59
College of Eastern Utah PD	0	0	0	0	0	3	0	0	3
East Carbon PD	No Data Submitted								0
Helper PD	0	0	0	1	1	10	3	0	15
Price PD	0	2	1	2	31	151	4	0	191
Wellington PD	0	0	0	1	4	10	1	0	16
Total Carbon County	0	7	1	5	52	208	8	3	284
Daggett CO SO	0	0	0	0	3	3	0	0	6
Davis CO SO	0	2	0	9	35	95	10	0	151
Bountiful PD	0	12	7	15	73	500	19	2	628
Centerville PD	0	0	0	3	22	202	4	0	231
Clearfield PD	0	6	2	13	63	342	18	6	450
Clinton PD	0	5	1	5	20	95	12	0	138
Davis Metro Narcotics Strike Force	0	0	0	0	0	0	0	0	0
Farmington PD	0	3	0	0	13	55	4	0	75
Kaysville PD	0	4	2	6	30	125	6	0	173
Layton PD	0	7	10	42	141	928	20	1	1,149
North Salt Lake PD	0	1	0	1	54	92	13	0	161
Sunset PD	0	0	0	0	11	62	1	0	74
Syracuse PD	0	0	0	11	29	126	1	2	169
West Bountiful PD	0	0	0	0	13	80	1	0	94
Woods Cross PD	0	3	3	3	16	101	7	1	134
Total Davis County	0	43	25	108	520	2,803	116	12	3,627
Duchesne CO SO	0	3	0	1	46	64	4	0	118
Roosevelt PD	0	1	0	3	21	71	0	1	97
Total Duchesne County	0	4	0	4	67	135	4	1	215
Emery CO SO	0	1	1	1	19	30	0	0	52
Garfield CO SO	No Data Submitted								0
Grand CO SO	0	3	0	0	7	22	2	0	34

Agency	Homicide	Rape	Robbery	Aggravated Assault	Burglary	Larceny	Motor Vehicle Theft	Arson	Total Crime Index
Moab PD	0	1	0	8	12	117	6	0	144
Total Grand County	0	4	0	8	19	139	8	0	178
Iron CO SO	0	3	2	8	42	47	7	3	112
Brian Head Marshal	0	0	0	0	2	19	0	0	21
Cedar City PD	0	7	7	8	52	297	20	2	393
Enoch PD	0	0	0	1	8	10	0	0	19
Parowan PD	0	1	0	0	0	4	0	0	5
Southern Utah University PD	0	0	0	0	6	22	1	0	29
Total Iron County	0	11	9	17	110	399	28	5	579
Juab CO SO	0	1	0	1	8	27	1	0	38
Nephi PD	0	1	0	3	16	49	8	2	79
Total Juab County	0	2	0	4	24	76	9	2	117
Kane CO SO	0	0	0	4	6	10	0	0	20
Big Water Marshal	0	0	0	4	0	0	0	0	4
Kanab PD	0	1	0	2	6	34	1	0	44
Total Kane County	0	1	0	10	12	44	1	0	68
Millard CO SO	0	2	0	5	31	98	2	0	138
Morgan CO SO	0	0	0	1	4	20	0	0	25
Piute CO SO	No Data Submitted								0
Rich CO SO	0	0	0	0	6	16	1	0	23
Salt Lake CO SO	2	46	49	274	732	2,687	371	18	4,179
Alta Marshal	No Data Submitted								0
Cottonwood Heights PD	0	3	9	18	101	405	28	1	565
Draper PD	1	5	0	23	85	283	20	1	418
Granite School Dist PD	0	0	0	2	11	54	0	5	72
Midvale PD	0	6	11	33	168	468	76	1	763
Murray PD	0	17	20	52	251	1,366	92	2	1,800
Salt Lake City PD	1	45	187	412	934	5,233	593	22	7,427
Sandy PD	0	10	13	56	229	1,338	81	3	1,730
South Jordan PD	0	2	4	13	123	438	28	1	609
South Salt Lake PD	1	22	21	37	121	628	137	3	970
Taylorsville PD	0	12	24	45	197	1,265	119	5	1,667
U of U PD	0	0	0	4	12	222	5	1	244
Utah Transit Authority DPS	0	0	2	3	0	141	12	0	158
West Jordan PD	0	15	16	46	237	1,417	101	4	1,836
West Valley City PD	2	46	73	138	482	2,155	328	9	3,233
Total Salt Lake County	7	229	429	1,156	3,683	18,100	1,991	76	25,671
San Juan CO SO	0	1	0	5	10	17	0	0	33
Blanding PD	0	0	0	3	9	20	0	0	32
Monticello PD	0	1	0	1	1	2	0	0	5
Total San Juan County	0	2	0	9	20	39	0	0	70
Sanpete CO SO	No Data Submitted								0
Centerfield PD	No Data Submitted								0
Ephraim PD	No Data Submitted								0
Fairview PD	No Data Submitted								0
Fountain Green PD	No Data Submitted								0
Gunnison PD	No Data Submitted								0
Moroni PD	No Data Submitted								0
Mt. Pleasant PD	0	0	0	3	11	22	10		46
Total Sanpete County	0	0	0	3	11	22	10		46
Sevier CO SO	0	0	0	4	20	48	0	0	72
Richfield PD	0	2	0	0	24	112	7	0	145

Agency	Homicide	Rape	Robbery	Aggravated Assault	Burglary	Larceny	Motor Vehicle Theft	Arson	Total Crime Index
Salina PD	0	0	0	3	12	38	2	0	55
Total Sevier County	0	2	0	7	56	198	9	0	272
Summit CO SO	0	2	0	6	69	243	12	0	332
Kamas PD	No Data Submitted								0
Park City PD	0	0	5	8	32	276	6	0	327
Total Summit County	0	2	5	14	101	519	18	0	659
Tooele CO SO	0	2	0	8	29	98	24	1	162
Grantsville PD	0	0	0	5	15	60	7	1	88
Stockton	0	0	0	0	0	2	0	0	2
Tooele PD	0	11	1	22	104	321	21	1	481
Total Tooele County	0	13	1	35	148	481	52	3	733
Uintah CO SO	0	2	1	7	20	73	7	1	111
Naples PD	0	0	0	1	2	19	4	0	26
Vernal PD	0	2	0	5	17	155	13	2	194
Total Uintah County	0	4	1	13	39	247	24	3	331
Utah CO SO	0	2	0	5	38	120	5	0	170
American Fork /Cedar Hills PD	0	6	5	10	73	476	24	1	595
BYU PD	0	0	0	0	0	138	0	0	138
Lehi PD	0	4	0	4	60	296	31	0	395
Lindon PD	0	0	1	2	23	127	0	0	153
Lone Peak PD	0	3	0	5	43	119	7	0	177
Mapleton PD	0	0	0	1	6	38	1	0	46
Orem DPS	0	11	9	7	106	1,092	54	0	1,279
Payson PD	0	1	1	6	42	182	12	0	244
Pleasant Grove PD	1	6	1	5	59	244	7	1	324
Provo PD	1	19	17	43	191	1,237	61	5	1,574
Salem PD	0	3	0	0	6	35	3	0	47
Santaquin/Genola PD	0	0	0	1	12	35	1	0	49
Saratoga Springs PD	0	0	0	1	24	51	1	0	77
Spanish Fork PD	0	3	0	2	44	221	12	0	282
Springville PD	1	3	4	13	45	313	18	0	397
Utah County Major Crimes Task Force	0	0	0	0	0	0	0	0	0
Utah Valley University PD	0	3	0	1	1	38	0	0	43
Total Utah County	3	64	38	106	773	4,762	237	7	5,990
Wasatch CO SO	0	1	0	5	25	47	8	0	86
Heber City PD	0	1	1	0	9	36	3	0	50
Total Wasatch County	0	2	1	5	34	83	11	0	136
Washington CO SO	1	1	0	6	13	39	1	0	61
Dixie College PD	No Data Submitted								0
Hildale PD	0	0	0	1	1	0	0	0	2
Hurricane PD	0	2	0	8	26	95	9	0	140
Ivins City Public Safety Department	0	0	0	0	12	20	2	0	34
La Verkin	0	1	0	3	8	10	1	0	23
Leeds PD	0	0	0	0	0	2	0	0	2
St George PD	0	4	6	33	149	550	27	7	776
Washington City PD	0	2	1	17	28	137	11	1	197
Total Washington County	1	10	7	68	237	853	51	8	1,235
Wayne CO SO	0	0	0	2	4	9	1	0	16
Weber CO SO	0	2	5	17	78	398	25	2	527
Harrisville PD	0	1	3	2	15	104	6	0	131
North Ogden PD	1	1	0	0	19	115	1	0	137

Agency	Homicide	Rape	Robbery	Aggravated Assault	Burglary	Larceny	Motor Vehicle Theft	Arson	Total Crime Index
Ogden PD	2	12	51	121	328	1,545	161	13	2,233
Pleasant View PD	0	2	0	0	8	43	3	0	56
Riverdale PD	0	2	2	3	11	251	7	1	277
Roy PD	0	4	4	4	71	389	10	3	485
South Ogden PD	0	1	4	10	38	137	5	3	198
Weber State University PD	0	1	0	0	6	31	0	0	38
Total Weber County	3	26	69	157	574	3,013	218	22	4,082
STATE TOTAL	14	457	591	1,791	6,778	33,447	2,836	147	46,061

SUMMARY BASED REPORTING

Arrest Data by Agency - January to June 2009

Agency	Adult	Juvenile	Agency Total
Beaver CO SO	102	23	125
Minersville PD	NDS		
Total Beaver County	102	23	125
Box Elder CO SO	101	7	108
Brigham City PD	112	130	242
Garland PD	NDS		
Mantua PD	NDS		
Perry PD	10	0	10
Tremonton PD	34	30	64
Willard PD	NDS		
Total Box Elder County	257	167	424
Cache CO SO	632	320	952
Cache Rich Drug Task Force §	155	13	168
Logan PD	843	389	1,232
North Park PD	90	71	161
Smithfield PD	88	20	108
Utah State University PD	10	1	11
Total Cache County	1,818	814	2,632
Carbon CO SO	58	4	62
College of Eastern Utah PD	NDS		
East Carbon PD	NDS		
Helper PD	64	12	76
Price PD	252	151	403
Wellington PD	10	0	10
Total Carbon County	384	167	551
Daggett CO SO	13	0	13
Davis CO SO	477	122	599
Bountiful PD	372	200	572
Centerville PD	397	61	458
Clearfield PD	479	198	677
Clinton PD	246	92	338
Davis Metro Narcotics Strike Force	46	4	50
Farmington PD	170	41	211
Kaysville PD	118	101	219
Layton PD	783	495	1,278
North Salt Lake PD	161	42	203
Sunset PD	14	0	14
Syracuse PD	352	128	480
West Bountiful PD	170	22	192
Woods Cross PD	187	55	242
Total Davis County	3,972	1,561	5,533
Duchesne CO SO	217	32	249
Roosevelt PD	105	37	142

Agency	Adult	Juvenile	Agency Total
Total Duchesne County	322	69	391
Emery CO SO	148	8	156
Garfield CO SO	NDS		
Grand CO SO	119	1	120
Moab PD	273	26	299
Total Grand County	392	27	419
Iron CO SO	173	21	194
Brian Head Marshal	2	4	6
Cedar City PD	587	189	776
Enoch PD	18	0	18
Parowan PD	48	1	49
Southern Utah University PD	18	0	18
Total Iron County	846	215	1,061
Juab CO SO	94	9	103
Nephi PD	115	33	148
Total Juab County	209	42	251
Kane CO SO	20	0	20
Big Water Marshal	6	0	6
Kanab PD	82	27	109
Total Kane County	108	27	135
Millard CO SO	134	55	189
Morgan CO SO	104	2	106
Piute CO SO	NDS		
Rich CO SO	10	2	12
Salt Lake CO SO	5,622	786	6,408
Alta Marshal	NDS		
Cottonwood Heights PD	1	0	1
Draper PD	247	83	330
Granite School Dist PD	31	185	216
Midvale PD	53	13	66
Murray PD	922	249	1,171
Salt Lake City PD	9,899	943	10,842
Sandy PD	1,383	731	2,114
South Jordan PD	440	209	649
South Salt Lake PD	742	126	868
Taylorsville PD	1,117	224	1,341
U of U PD	118	5	123
Utah Transit Authority DPS	512	39	551
West Jordan PD	1,163	590	1,753
West Valley City PD	2,805	1,245	4,050
Total Salt Lake County	25,055	5,428	30,483
San Juan CO SO	56	12	68
Blanding PD	145	18	163

Agency	Adult	Juvenile	Agency Total
Monticello PD	6	6	12
Total San Juan County	207	36	243
Sanpete CO SO	NDS		
Centerfield PD	NDS		
Ephraim PD	NDS		
Fairview PD	NDS		
Fountain Green PD	NDS		
Gunnison PD	NDS		
Moroni PD	NDS		
Mt. Pleasant PD	NDS		
Total Sanpete County	0	0	0
Sevier CO SO	98	51	149
Richfield PD	111	87	198
Salina PD	88	16	104
Total Sevier County	297	154	451
Summit CO SO	345	0	345
Kamas PD	NDS		
Park City PD	278	27	305
Total Summit County	623	27	650
Tooele CO SO	266	21	287
Grantsville PD	55	84	139
Stockton	3	0	3
Tooele PD	769	307	1,076
Total Tooele County	1,093	412	1,505
Uintah CO SO	669	100	769
Naples PD	128	15	143
Vernal PD	740	122	862
Total Uintah County	1,537	237	1,774
Utah CO SO	944	135	1,079
American Fork /Cedar Hills PD	657	230	887
BYU PD	38	2	40
Lehi PD	521	187	708
Lindon PD	378	53	431
Lone Peak PD	106	38	144
Mapleton PD	73	13	86
Orem DPS	1,653	381	2,034
Payson PD	348	103	451

Agency	Adult	Juvenile	Agency Total
Pleasant Grove	456	85	541
Provo PD	2,137	549	2,686
Salem	109	39	148
Santaquin/Genola PD	73	20	93
Saratoga Springs PD	336	30	366
Spanish Fork PD	259	93	352
Springville PD	480	165	645
Utah County Major Crimes Task Force	89	13	102
Utah Valley University PD	45	0	45
Total Utah County	8,702	2,136	10,838
Wasatch CO SO	31	20	51
Heber City PD	107	0	107
Total Wasatch County	138	20	158
Washington CO SO	504	27	531
Dixie College PD	NDS		
Hildale PD	13	10	23
Hurricane PD	322	152	474
Ivins City Public Safety Department	91	15	106
La Verkin PD	23	0	23
Leeds PD	6	0	6
St George PD	1,473	480	1,953
Washington City PD	209	47	256
Total Washington County	2,641	731	3,372
Wayne CO SO	7	3	10
Weber CO SO	806	260	1,066
Harrisville PD	135	0	135
North Ogden PD	83	10	93
Ogden PD	2,594	806	3,400
Pleasant View PD	46	0	46
Riverdale PD	353	31	384
Roy PD	508	162	670
South Ogden PD	151	3	154
Weber State University PD	12	0	12
Total Weber County	4,688	1,272	5,960
STATE TOTAL	53,807	13,635	67,442

SUMMARY BASED REPORTING

Arrest Data by Offense

January to June 2009

Juvenile Arrests		
Crime Category	Total Arrests	
	2008	2009
Murder and NonNegligent Manslaughter	1	2
Forcible Rape	40	54
Robbery	42	39
Assault	132	105
Burglary	255	164
Larceny - Theft	3,350	3,132
Motor Vehicle Theft	104	81
Other Assaults (4e on Form A)	1,370	1,269
Arson	29	36
Part 1 Crime Arrests	5,323	4,882
Forgery and Counterfeiting	23	11
Fraud	38	30
Embezzlement	0	1
Stolen Property: Buy,Receive,Possess	105	65
Vandalism	1,203	869
Weapons: Carrying, Possessing, Etc.	227	203
Prostitution and Commercialized Vice	13	12
Sex Offenses (Not Rape,Prostitution)	98	103
Sale/Mfg Opium/Cocaine or Derivative	7	11
Sale/Mfg Marijuana	37	61
Sale/Mfg Synthetic Narcotics	0	14
Sale/Mfg Dangerous NonNarcotic Drugs	60	46
Possess Opium/Cocaine or Derivative	11	20
Possess Marijuana	611	649
Possess Synthetic Narcotics	7	8
Possess Dangerous NonNarcotic Drugs	243	228
Bookmaking (Horse and Sport)	0	6
Offenses Against Family and Children	58	54
Driving Under the Influence	56	59
Liquor Laws	1,274	1,152
Drunkenness	140	88
DisOrderly Conduct	1,230	970
Vagrancy	110	31
All Other Offenses (Not Traffic)	3,755	3,034
Curfew and Loitering Law Violations	925	719
Run-Aways	368	309
Part 2 Crime Arrests	10,599	8,753
Grand Totals	15,922	13,635

Adult Arrests		
Crime Category	Total Arrests	
	2008	2009
Murder and NonNegligent Manslaughter	27	18
Forcible Rape	74	80
Robbery	233	204
Assault	570	597
Burglary	615	488
Larceny - Theft	5,755	5,974
Motor Vehicle Theft	168	132
Other Assaults (4e on Form A)	4,533	4,506
Arson	20	17
Part 1 Crime Arrests	11,995	12,016
Forgery and Counterfeiting	660	528
Fraud	473	421
Embezzlement	6	11
Stolen Property: Buy,Receive,Possess	260	263
Vandalism	1,172	1,201
Weapons: Carrying, Possessing, Etc.	465	477
Prostitution and Commercialized Vice	236	314
Sex Offenses (Not Rape,Prostitution)	159	161
Sale/Mfg Opium/Cocaine or Derivative	313	320
Sale/Mfg Marijuana	141	138
Sale/Mfg Synthetic Narcotics	20	26
Sale/Mfg Dangerous NonNarcotic Drugs	208	242
Possess Opium/Cocaine or Derivative	686	617
Possess Marijuana	1,810	1,844
Possess Synthetic Narcotics	119	137
Possess Dangerous NonNarcotic Drugs	1,103	1,231
Bookmaking (Horse and Sport)	0	0
Offenses Against Family and Children	996	1,012
Driving Under the Influence	4,151	3,858
Liquor Laws	4,442	3,935
Drunkenness	2,678	2,509
DisOrderly Conduct	1,817	1,969
Vagrancy	13	68
All Other Offenses (Not Traffic)	20,328	20,509
Curfew and Loitering Law Violations	0	0
Run-Aways	0	0
Part 2 Crime Arrests	42,256	41,791
Grand Totals	54,251	53,807

Juvenile: an individual 17 years of age or younger
 Adult: an individual 18 years of age or older

INCIDENT BASED REPORTING

Introduction – What is Incident Based Reporting?

The National Incident Based Reporting System (NIBRS) is an updated method of collecting crime data within the UCR program. It was designed to provide more comprehensive data for the management of crime in our society. In an incident based reporting (IBR) system, computer technology is used to collect more detailed information about the crimes that occur. The availability of detailed information about criminal activity, stored in a computer data base, makes the analysis of criminal activity a viable tool for law enforcement administrators and other public officials.

The Utah Incident Based Reporting System was implemented in 1991; 53 agencies submitted IBR data for this report. The data accepted by the Utah repository is also forwarded to the NIBRS repository where the FBI uses it to depict criminal activity nationwide.

The data from the IBR system is not directly comparable to the data from the summary based reports. Information about each incident and arrest is collected for 22 offense categories comprised of 46 Group A offenses. All offenses that occur in a criminal episode are reported, not just the most serious. Only arrest data is collected for 11 Group B crimes.

Converting to IBR takes a lot of planning, work, and patience. It also requires enough foresight to see the value of accurate, detailed crime data in understanding and managing this serious problem. BCI appreciates the following agencies which have made the commitment to participate in the NIBRS program:

Agency	Months Submitted
BOUNTIFUL PD	6
BYU PD	6
CACHE-RICH DRUG TASK FORCE	6
CARBON COUNTY SHERIFF	6
CENTERVILLE PD	6
CLEARFIELD PD	6
CLINTON PD	6
DAVIS COUNTY SHERIFF	6
DAVIS COUNTY TASK FORCE	6
DRAPER PD	6
DUCHESNE COUNTY SHERIFF	6
FARMINGTON PD	6
GRANTSVILLE PD	6
HEBER CITY PD	6
HELPER PD	6
IVINS CITY PUBLIC SAFETY	6
KAYSVILLE PD	6
LAYTON PD	6
LEEDS POLICE DEPT	6
LINDON POLICE DEPT	6
LOGAN PD	6
MIDVALE PD	6
MILLARD COUNTY SHERIFF	6
MORGAN COUNTY SHERIFF	6
MURRAY PD	6
NAPLES PD	6

Agency	Months Submitted
NORTH OGDEN PD	6
NORTH SALT LAKE PD	6
OGDEN PD	6
PLEASANT GROVE PD	6
PRICE PD	6
PROVO PD	6
RIVERDALE PD	6
ROOSEVELT PD	6
ROY PD	6
SALT LAKE CITY PD	6
SANDY PD	6
SARATOGA SPRINGS PD	6
SOUTH JORDAN PD	6
SOUTH OGDEN PD	6
SOUTH SALT LAKE PD	6
SOUTHERN UTAH UNIVERSITY PD	6
SPANISH FORK PD	6
ST. GEORGE PD	6
SUNSET PD	6
SYRACUSE PD	6
TAYLORSVILLE PD	6
TOOELE COUNTY SHERIFF	6
TOOELE PD	6
UINTAH COUNTY SHERIFF	6
SALT LAKE COUNTY SHERIFF	6
UTAH COUNTY SHERIFF	6

Agency	Months Submitted
UTAH STATE UNIV - LOGAN	6
UTAH TRANSIT AUTHORITY DPS	6
VERNAL PD	6
WASATCH COUNTY SHERIFF	6
WASHINGTON CITY PD	6
WASHINGTON COUNTY SHERIFF	6
WEBER COUNTY SHERIFF	6

Agency	Months Submitted
WELLINGTON PD	6
WEST BOUNTIFUL PD	6
WEST JORDAN PD	6
WEST VALLEY PD	6
WOODS CROSS PD	6

INCIDENT BASED REPORTING

January – June 2009 - Crimes Against Persons

Since 64 of the 120 reporting agencies are currently participating in the IBR program, IBR statistics should not be considered an accurate depiction of criminal activity statewide.

Crimes Against Persons						
Agency	Homicide Offenses	Assault Offenses	Kidnapping/Abduction	Sex Offenses - Forcible	Sex Offenses - Nonforcible	Crimes Against Persons
BOUNTIFUL PD	0	152	3	35	1	191
BYU PD	0	8	0	0	0	8
CACHE-RICH DRUG TASK FORCE	0	0	0	0	0	0
CARBON COUNTY SHERIFF	0	28	0	9	1	38
CENTERVILLE PD	0	23	0	5	0	28
CLEARFIELD PD	0	148	0	32	1	181
CLINTON PD	0	45	0	11	2	58
DAVIS COUNTY SHERIFF	0	69	0	8	2	79
DAVIS COUNTY TASK FORCE	0	0	0	0	0	0
DRAPER PD	1	79	0	15	0	95
DUCHESNE COUNTY SHERIFF	0	36	0	8	2	46
FARMINGTON PD	0	18	0	5	1	24
GRANTSVILLE PD	0	17	1	4	1	23
HEBER CITY PD	0	3	0	7	0	10
HELPER PD	0	13	0	1	1	15
IVINS CITY PUBLIC SAFETY	0	30	0	0	1	31
KAYSVILLE PD	0	61	1	14	0	76
LAYTON PD	0	319	11	29	9	368
LEEDS POLICE DEPT	0	0	0	0	0	0
LINDON POLICE DEPT	0	34	0	5	1	40
LOGAN PD	0	107	1	24	0	132
MIDVALE PD	0	172	4	16	0	192
MILLARD COUNTY SHERIFF	0	47	0	4	3	54
MORGAN COUNTY SHERIFF	0	8	3	0	0	11
MURRAY PD	0	345	2	39	0	386
NAPLES PD	0	7	0	0	0	7
NORTH OGDEN PD	1	25	1	4	0	31
NORTH SALT LAKE PD	0	40	0	2	0	42
OGDEN PD	2	1,129	32	83	6	1,252
PLEASANT GROVE PD	1	70	7	22	1	101
PRICE PD	0	44	0	5	1	50
PROVO PD	1	427	24	59	7	518
RIVERDALE PD	0	52	0	4	0	56
ROOSEVELT PD	0	33	0	8	2	43
ROY PD	0	159	11	19	3	192
SALT LAKE CITY PD	2	2,336	28	167	12	2,545
SANDY PD	0	499	2	36	5	542
SARATOGA SPRINGS PD	0	39	2	3	2	46
SOUTH JORDAN PD	1	171	3	17	0	192
SOUTH OGDEN PD	0	54	3	7	0	64
SOUTH SALT LAKE PD	1	364	2	32	9	408
SOUTHERN UTAH UNIVERSITY PD	0	1	0	0	0	1
SPANISH FORK PD	0	26	0	8	1	35
ST. GEORGE PD	0	301	10	38	3	352

Crimes Against Persons						
Agency	Homicide Offenses	Assault Offenses	Kidnapping/Abduction	Sex Offenses - Forcible	Sex Offenses - Nonforcible	Crimes Against Persons
SUNSET PD	0	33	1	0	0	34
SYRACUSE PD	0	56	0	8	0	64
TAYLORSVILLE PD	0	438	3	39	1	481
TOOELE COUNTY SHERIFF	0	57	2	4	0	63
TOOELE PD	0	226	0	29	3	258
UINTAH COUNTY SHERIFF	0	77	0	13	4	94
SALT LAKE COUNTY SHERIFF	2	1,288	4	164	6	1,464
UTAH COUNTY SHERIFF	0	54	2	18	4	78
UTAH STATE UNIV - LOGAN	0	5	0	2	0	7
UTAH TRANSIT AUTHORITY DPS	0	19	0	1	0	20
VERNAL PD	0	52	2	5	6	65
WASATCH COUNTY SHERIFF	0	15	1	5	0	21
WASHINGTON CITY PD	0	85	1	5	2	93
WASHINGTON COUNTY SHERIFF	1	60	0	7	3	71
WEBER COUNTY SHERIFF	0	182	2	28	4	216
WELLINGTON PD	0	4	0	0	0	4
WEST BOUNTIFUL PD	0	14	0	2	0	16
WEST JORDAN PD	0	472	9	52	9	542
WEST VALLEY PD	2	1,026	14	138	17	1,197
WOODS CROSS PD	0	34	1	13	0	48
TOTAL OFFENSES	15	11,736	193	1,318	137	13,399

IBR OFFENSES CONTINUED ON NEXT PAGE

INCIDENT BASED REPORTING

January – June 2009 - Crimes Against Property

Since 64 of the 120 reporting agencies are currently participating in the IBR program, IBR statistics should not be considered an accurate depiction of criminal activity statewide.

Crimes Against Property													
Agency	Arson	Bribery	Burglary/Breaking & Entering	Counterfeiting/Forgery	Destruction/Damage/Vandalism of Property	Embezzlement	Extortion/Blackmail	Fraud Offenses	Larceny/Theft Offenses	Motor Vehicle Theft	Robbery	Stolen Property Offenses	Crimes Against Property
BOUNTIFUL PD	2	0	75	34	128	2	0	110	516	23	7	9	906
BYU PD	0	0	0	0	19	0	0	1	119	0	0	1	140
CACHE-RICH DRUG TASK FORCE	0	0	0	2	0	0	0	0	6	0	0	0	8
CARBON COUNTY SHERIFF	3	0	17	2	33	0	0	5	35	0	0	0	95
CENTERVILLE PD	0	0	22	35	56	0	0	55	213	5	0	2	388
CLEARFIELD PD	6	0	65	17	171	1	0	36	373	20	2	4	695
CLINTON PD	0	0	20	0	88	0	0	45	100	12	1	3	269
DAVIS COUNTY SHERIFF	0	0	36	4	73	0	0	26	96	10	0	1	246
DAVIS COUNTY TASK FORCE	0	0	0	2	0	0	0	0	0	0	0	0	2
DRAPER PD	1	0	86	18	160	0	0	76	291	22	0	7	661
DUCHESNE COUNTY SHERIFF	0	0	46	5	56	0	0	18	82	11	0	0	218
FARMINGTON PD	0	0	13	3	22	0	0	13	65	4	0	2	122
GRANTSVILLE PD	1	0	15	7	45	0	0	11	62	8	0	2	151
HEBER CITY PD	0	0	9	0	14	0	0	0	37	3	1	0	64
HELPER PD	0	0	2	0	6	0	0	1	10	3	0	3	25
IVINS CITY PUBLIC SAFETY	0	0	12	7	34	0	0	11	21	3	0	1	89
KAYSVILLE PD	0	0	30	8	127	1	0	34	127	7	2	2	338
LAYTON PD	1	0	138	66	389	0	0	143	923	26	12	5	1,703
LEEDS POLICE DEPT	0	0	0	0	3	0	0	0	2	0	0	0	5
LINDON POLICE DEPT	0	0	23	17	68	0	0	37	133	1	1	5	285
LOGAN PD	2	0	84	18	214	0	0	40	376	11	0	1	746
MIDVALE PD	1	0	171	34	256	1	0	58	482	80	11	2	1,096
MILLARD COUNTY SHERIFF	0	0	31	1	44	0	0	3	99	4	0	1	183
MORGAN COUNTY SHERIFF	0	0	4	0	17	0	0	3	21	2	0	0	47
MURRAY PD	2	0	271	71	751	4	0	125	1,420	142	20	0	2,806
NAPLES PD	0	0	2	1	9	0	0	2	19	4	0	0	37
NORTH OGDEN PD	0	0	19	4	61	0	0	3	115	2	0	0	204
NORTH SALT LAKE PD	0	0	54	2	59	1	0	14	117	11	0	6	264
OGDEN PD	13	0	338	138	1,436	0	1	190	1,611	171	52	36	3,986
PLEASANT GROVE PD	1	0	56	20	111	0	0	34	223	6	1	9	461
PRICE PD	0	0	31	7	46	0	0	7	161	4	1	3	260
PROVO PD	5	0	198	83	610	1	2	108	1,480	82	17	59	2,645
RIVERDALE PD	1	0	11	23	83	0	0	47	256	9	2	3	435
ROOSEVELT PD	1	0	21	8	40	0	0	8	75	0	0	0	153
ROY PD	3	0	74	24	260	1	0	41	404	14	4	7	832
SALT LAKE CITY PD	22	0	955	216	2,003	7	5	455	5,331	642	188	96	9,920
SANDY PD	3	1	237	92	524	13	0	106	1,361	89	14	37	2,477
SARATOGA SPRINGS PD	0	0	23	2	52	0	0	14	58	1	0	2	152

Crimes Against Property													
Agency	Arson	Bribery	Burglary/Breaking & Entering	Counterfeiting/Forgery	Destruction/Damage/Vandalism of Property	Embezzlement	Extortion/Blackmail	Fraud Offenses	Larceny/Theft Offenses	Motor Vehicle Theft	Robbery	Stolen Property Offenses	Crimes Against Property
SOUTH JORDAN PD	1	0	122	27	185	0	1	89	444	32	4	4	909
SOUTH OGDEN PD	3	0	38	18	79	0	0	60	141	5	4	1	349
SOUTH SALT LAKE PD	3	0	132	38	549	1	0	78	644	147	21	5	1,618
SOUTHERN UTAH UNIVERSITY PD	0	0	2	0	0	0	0	0	4	0	0	0	6
SPANISH FORK PD	0	0	45	14	179	0	0	45	220	14	0	2	519
ST. GEORGE PD	7	0	156	42	459	5	0	144	749	41	6	25	1,634
SUNSET PD	0	0	11	1	28	0	0	7	67	1	0	0	115
SYRACUSE PD	2	0	29	7	62	0	0	19	127	1	0	1	248
TAYLORSVILLE PD	5	0	201	89	645	1	0	234	1,299	123	24	23	2,644
TOOELE COUNTY SHERIFF	1	0	30	6	66	0	0	49	100	26	0	4	282
TOOELE PD	0	0	87	15	302	1	0	102	326	19	0	6	858
UINTAH COUNTY SHERIFF	1	0	25	1	80	0	0	17	101	8	1	0	234
SALT LAKE COUNTY SHERIFF	18	0	747	197	2,301	2	4	592	2,781	377	49	56	7,124
UTAH COUNTY SHERIFF	0	0	38	5	114	1	0	27	148	9	0	6	348
UTAH STATE UNIV - LOGAN	0	0	7	0	21	0	0	5	71	0	0	0	104
UTAH TRANSIT AUTHORITY DPS	0	0	0	0	19	0	0	2	106	5	0	3	135
VERNAL PD	2	0	23	14	69	0	0	59	164	14	0	0	345
WASATCH COUNTY SHERIFF	0	0	25	1	45	0	0	1	47	8	0	0	127
WASHINGTON CITY PD	1	0	29	17	110	0	0	46	139	12	1	9	364
WASHINGTON COUNTY SHERIFF	0	0	13	11	52	0	0	13	42	1	0	10	142
WEBER COUNTY SHERIFF	2	0	78	7	262	1	0	63	417	26	5	4	865
WELLINGTON PD	0	0	4	0	3	0	0	1	10	1	0	0	19
WEST BOUNTIFUL PD	0	0	13	17	17	0	0	29	87	3	0	0	166
WEST JORDAN PD	4	0	242	110	981	2	0	187	1,640	112	16	20	3,314
WEST VALLEY PD	9	0	495	176	1,032	11	0	242	2,269	387	74	88	4,783
WOODS CROSS PD	1	0	16	4	43	2	0	18	102	7	3	4	200
TOTAL OFFENSES	128	1	5,797	1,788	15,771	59	13	4,009	29,065	2,811	544	580	60,566

IBR OFFENSES CONTINUED FROM PREVIOUS PAGE

INCIDENT BASED REPORTING

January – June 2009 - Crimes Against Society

Since 64 of the 120 reporting agencies are currently participating in the IBR program, IBR statistics should not be considered an accurate depiction of criminal activity statewide.

Crimes Against Society and Total Crimes							
Agency	Drug/Narcotic Offenses	Gambling Offenses	Pornography/Obscene Material	Prostitution Offenses	Weapon Law Violations	Crimes Against Society	Total Crimes
BOUNTIFUL PD	130	0	5	0	7	142	1,239
BYU PD	0	0	0	0	0	0	148
CACHE-RICH DRUG TASK FORCE	181	0	0	0	4	185	193
CARBON COUNTY SHERIFF	24	0	0	0	4	28	161
CENTERVILLE PD	48	0	0	0	1	49	465
CLEARFIELD PD	97	0	0	0	20	117	993
CLINTON PD	49	0	1	0	2	52	379
DAVIS COUNTY SHERIFF	228	0	1	0	22	251	576
DAVIS COUNTY TASK FORCE	81	0	0	0	6	87	89
DRAPER PD	60	0	2	0	16	78	834
DUCHESNE COUNTY SHERIFF	19	0	4	0	4	27	291
FARMINGTON PD	33	0	4	0	5	42	188
GRANTSVILLE PD	30	0	0	0	2	32	206
HEBER CITY PD	1	0	0	0	0	1	75
HELPER PD	30	0	0	0	1	31	71
IVINS CITY PUBLIC SAFETY	19	0	0	0	0	19	139
KAYSVILLE PD	41	0	1	0	1	43	457
LAYTON PD	162	0	7	26	12	207	2,278
LEEDS POLICE DEPT	4	0	0	0	0	4	9
LINDON POLICE DEPT	96	0	0	1	7	104	429
LOGAN PD	130	0	2	0	18	150	1,028
MIDVALE PD	112	0	1	1	12	126	1,414
MILLARD COUNTY SHERIFF	31	0	1	0	6	38	275
MORGAN COUNTY SHERIFF	69	0	0	0	3	72	130
MURRAY PD	170	2	7	1	27	207	3,399
NAPLES PD	17	0	2	0	2	21	65
NORTH OGDEN PD	15	0	1	0	9	25	260
NORTH SALT LAKE PD	16	0	0	0	1	17	323
OGDEN PD	598	0	3	16	98	715	5,953
PLEASANT GROVE PD	176	0	0	0	13	189	751
PRICE PD	77	0	2	0	2	81	391
PROVO PD	453	0	8	9	55	525	3,688
RIVERDALE PD	99	0	0	0	5	104	595
ROOSEVELT PD	42	0	0	0	4	46	242
ROY PD	56	0	2	0	10	68	1,092
SALT LAKE CITY PD	1,637	0	4	290	195	2,126	14,591
SANDY PD	596	0	7	4	37	644	3,663
SARATOGA SPRINGS PD	41	0	0	0	9	50	248
SOUTH JORDAN PD	129	0	4	0	12	145	1,246
SOUTH OGDEN PD	40	0	0	0	6	46	459
SOUTH SALT LAKE PD	190	0	1	0	26	217	2,243
SOUTHERN UTAH UNIVERSITY PD	0	0	0	0	0	0	7

Crimes Against Society and Total Crimes							
Agency	Drug/Narcotic Offenses	Gambling Offenses	Pornography/Obscene Material	Prostitution Offenses	Weapon Law Violations	Crimes Against Society	Total Crimes
SPANISH FORK PD	31	0	0	0	5	36	590
ST. GEORGE PD	484	0	4	2	53	543	2,529
SUNSET PD	23	0	0	0	0	23	172
SYRACUSE PD	53	0	3	0	5	61	373
TAYLORSVILLE PD	185	0	2	3	23	213	3,338
TOOELE COUNTY SHERIFF	27	0	2	0	7	36	381
TOOELE PD	36	0	3	0	15	54	1,170
UINTAH COUNTY SHERIFF	117	0	7	0	28	152	480
SALT LAKE COUNTY SHERIFF	637	1	12	5	55	710	9,298
UTAH COUNTY SHERIFF	364	0	0	1	26	391	817
UTAH STATE UNIV - LOGAN	9	0	1	0	0	10	121
UTAH TRANSIT AUTHORITY DPS	13	0	0	0	0	13	168
VERNAL PD	123	0	2	0	14	139	549
WASATCH COUNTY SHERIFF	20	0	1	0	1	22	170
WASHINGTON CITY PD	49	0	4	0	10	63	520
WASHINGTON COUNTY SHERIFF	99	0	2	0	5	106	319
WEBER COUNTY SHERIFF	100	0	16	0	17	133	1,214
WELLINGTON PD	3	0	0	0	0	3	26
WEST BOUNTIFUL PD	9	0	0	0	1	10	192
WEST JORDAN PD	249	0	8	0	41	298	4,154
WEST VALLEY PD	861	0	7	2	130	1,000	6,980
WOODS CROSS PD	57	0	0	0	4	61	309
TOTAL OFFENSES	9,576	3	144	361	1,104	11,188	85,153