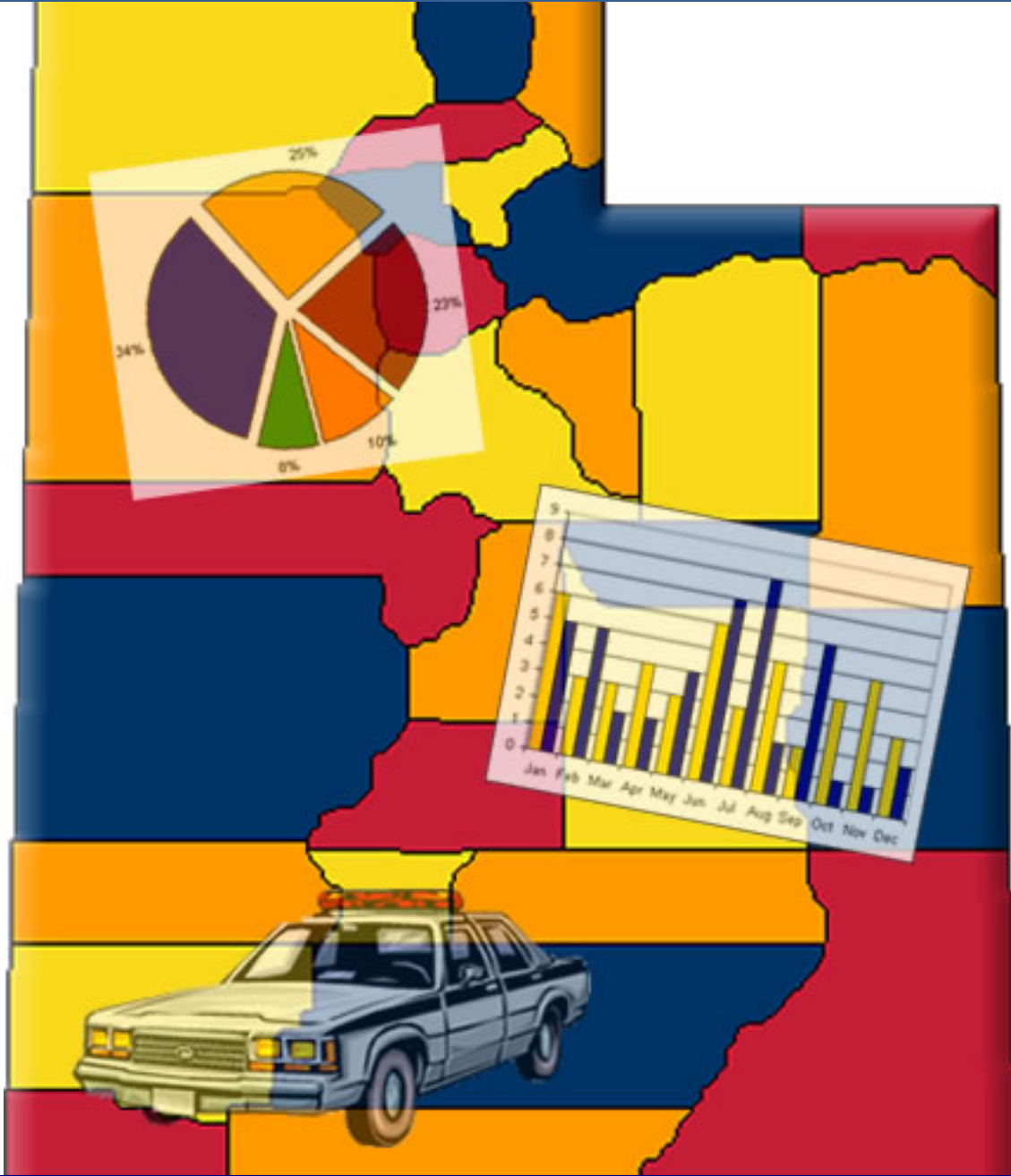


# Crime In Utah

# Semiannual Report

Department of Public Safety

January through June 2012



Department of Public Safety  
D. Lance Davenport, Commissioner

Bureau of Criminal Identification  
Alice Moffat, Bureau Director

# SUMMARY BASED REPORTING

---

## Introduction

This *2012 Crime in Utah Semi Annual Report* is published by the Bureau of Criminal Identification as a supplement to the annual *Crime in Utah Report*. This report is created to give governmental leaders and citizens a better understanding of criminal activity in the state of Utah. The report is a compilation of crime data reported by local law enforcement agencies throughout the state. The data is reported under the guidelines of the Uniform Crime Reporting (UCR) program, a national program which uses generic crime definitions to ensure that crime data is comparable across political boundaries. BCI forwards data collected from Utah law enforcement agencies to the FBI, who in turn combines it with data from other states to compile and publish an annual report called *Crime in the United States*.

UCR data is collected in two formats: "Summary Based Reporting" which has undergone only minor changes since the 1930's, and "Incident Based Reporting" (IBR) which uses computer technology to collect more detailed information. The summary based system is still used by about half of Utah law enforcement agencies. Therefore, the data from agencies participating in the IBR system is also presented in the summary format to ensure comparable numbers. IBR data is also presented in more detail in a separate section of this report.

In the summary based system, crimes are divided into two categories: *Part I Crimes*, which include criminal homicide (murder, non-negligent manslaughter, and manslaughter by negligence), forcible rape (which is defined by the UCR program as the carnal knowledge of a female forcibly and against her will), robbery, aggravated assault, burglary, larceny-theft, motor vehicle theft, and arson; and *Part II Crimes*, which include all other non-traffic crimes. The Part I crimes, except manslaughter by negligence, make up the "*crime index*" used by the FBI to track our nation's crime situation. Therefore, these crimes are often referred to as index crimes. The number of known offenses and arrests are reported on Part I Crimes, while only arrests are reported on Part II Crimes. If multiple Part I offenses are committed in the same criminal episode, only the most serious offense is reported.

The Part I Crimes are also categorized as *violent crimes* (murder and non-negligent manslaughter, forcible rape, robbery, and aggravated assault) and *property crimes* (burglary, larceny-theft, motor vehicle theft, and arson) for analysis purposes.

**The statistics presented in this report are only as accurate as the data provided by the local law enforcement agencies.** Eighteen law enforcement agencies did not submit data for this report.

*This report reflects crime in Utah as far as it is completely and accurately reported by local law enforcement agencies to the Utah Bureau of Criminal Identification.*

# Summary Based Reporting

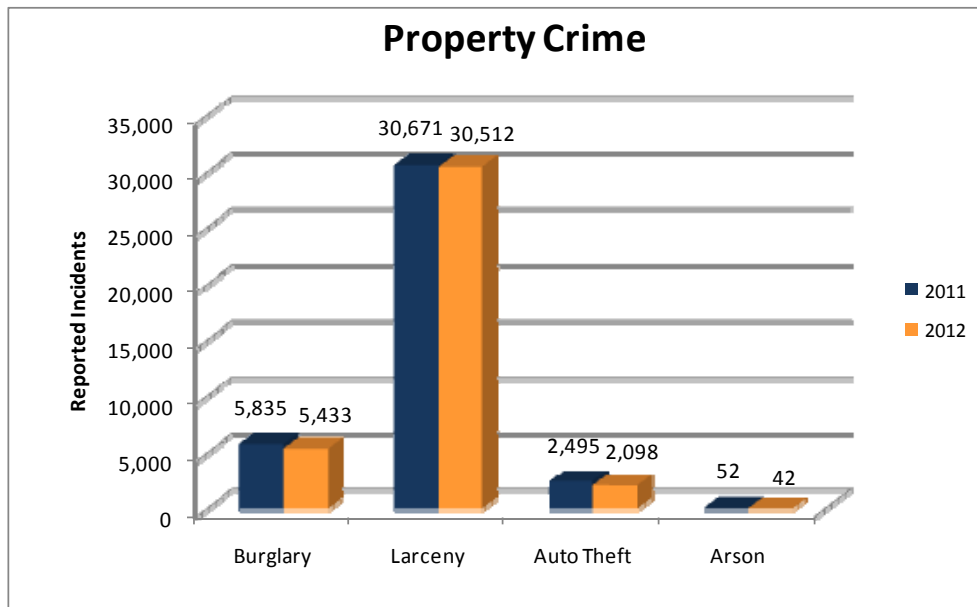
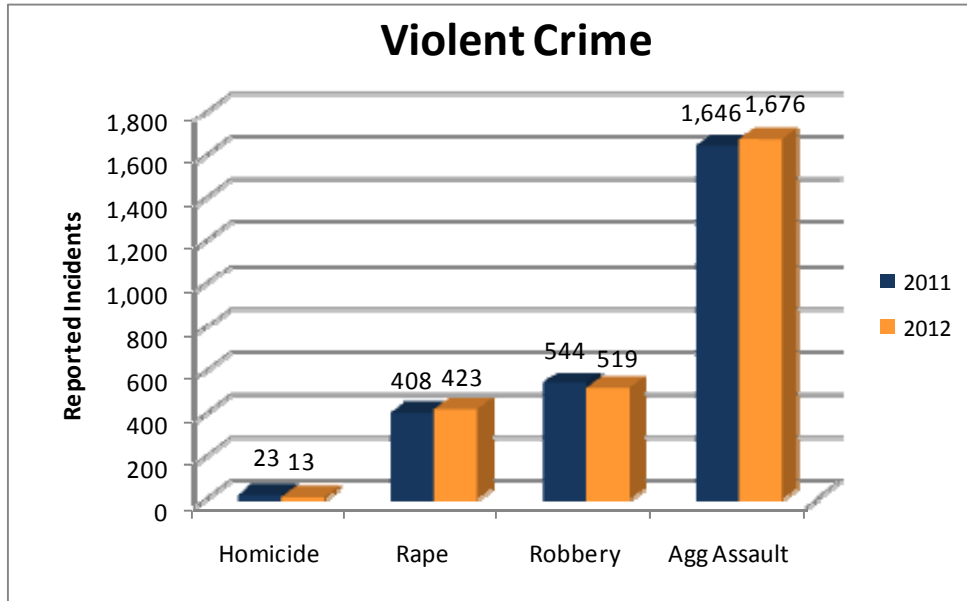
## Summary Analysis

- During the first six months of 2012 a total of **40,716** index crimes were reported. This is a **2.30% decrease** over the same period in 2011, in which there were **41,674** index crimes reported.
- Violent crime **increased 0.38%**. Murder decreased 43.48%, and robbery decreased 4.60%. Rape increased 3.68%, and aggravated assault increased 1.82%.
- Property crime **decreased 2.48%**. Burglary decreased 6.89%, larceny decreased 0.52%, motor vehicle theft decreased 15.91%, and arson decreased 19.23%.
- There were 59,303 arrests reported in the first six months of 2012. **This is up 1.74% from the same time last year.** Adult arrests **increased 3.04%**, juvenile arrests **decreased by 3.78%**.
- The dollar value of property stolen during the first six months of 2012 was **\$ 40,321,707, up by 3.05%** from last year. Reported recoveries totaled **\$ 8,107,264, a 13.03% decrease** from last year.

## Property Stolen and Recovered, 2011 to 2012 comparison.

Property by Type and Value	Stolen		Recovered	
	2011	2012	2011	2012
Clothing and Furs	\$439,402	\$571,097	\$88,653	\$146,013
Consumable Goods	\$190,772	\$184,978	\$32,197	\$44,114
Currency, Notes, Etc.	\$3,162,089	\$2,861,851	\$179,344	\$159,928
Firearms	\$490,922	\$401,171	\$103,663	\$33,672
Household Goods	\$1,256,398	\$771,159	\$38,332	\$37,388
Jewelry and Precious Metals	\$3,267,949	\$3,776,095	\$257,714	\$245,624
Livestock	\$154,110	\$34,645	\$10,212	\$8,200
Locally Stolen Motor Vehicles	\$10,120,770	\$8,560,469	\$7,094,877	\$5,499,681
Miscellaneous	\$15,323,377	\$17,698,883	\$1,252,841	\$1,642,029
Office Equipment	\$2,572,828	\$3,584,167	\$143,449	\$153,489
Televisions, Radios, Stereos, etc.	\$2,150,773	\$1,877,192	\$120,106	\$137,126
<b>TOTAL</b>	<b>\$39,129,390</b>	<b>\$40,321,707</b>	<b>\$9,321,388</b>	<b>\$8,107,264</b>

# Summary Based Reporting – Crime Trends 2012



# Summary Based Reporting – Local Agency Overview

Data for the Local Agency Overview is compiled from information that the local agencies submit to BCI. Offenses are defined according to the FBI Uniform Crime Reporting definitions, which may vary from the Utah state crime statutes.

Agency	Months Submitted	Homicide	Rape	Robbery	Aggravated Assault	Burglary	Larceny	Motor Vehicle Theft	Arson	Total Crime Index
Beaver County Sheriff	6	0	0	0	4	8	6	1	0	19
Minersville PD	0	No Data Submitted								
<b>TOTAL BEAVER COUNTY</b>		<b>0</b>	<b>0</b>	<b>0</b>	<b>4</b>	<b>8</b>	<b>6</b>	<b>1</b>	<b>0</b>	<b>19</b>
Box Elder County Sheriff	6	0	0	0	3	16	63	3	0	85
Brigham City PD	6	0	6	3	31	34	297	14	0	385
Garland PD	0	No Data Submitted								
Mantua PD	0	No Data Submitted								
Perry PD	6	0	4	1	2	17	36	1	0	61
Tremonton PD	6	0	4	1	7	14	72	4	0	102
Willard PD	6	0	0	0	0	2	6	0	0	8
<b>TOTAL BOX ELDER COUNTY</b>		<b>0</b>	<b>14</b>	<b>5</b>	<b>43</b>	<b>83</b>	<b>474</b>	<b>22</b>	<b>0</b>	<b>641</b>
Cache County Sheriff	6	0	5	0	4	51	190	8	0	258
Cache-Rich Drug Task Force*	6	0	0	0	0	0	2	0	0	2
Logan PD	6	0	0	1	12	14	136	3	1	167
North Park PD	6	0	3	0	0	49	104	4	2	162
Smithfield PD	6	0	0	0	0	15	40	3	0	58
Utah State University PD	6	0	0	0	0	5	34	0	0	39
<b>TOTAL CACHE COUNTY</b>		<b>0</b>	<b>8</b>	<b>1</b>	<b>16</b>	<b>134</b>	<b>506</b>	<b>18</b>	<b>3</b>	<b>686</b>
Carbon County Sheriff	6	0	0	0	3	25	49	3	0	80
College of Eastern Utah PD	6	0	0	0	1	0	5	0	0	6
East Carbon PD	0	No Data Submitted								
Helper PD	6	0	0	0	0	8	21	0	0	29
Price PD	6	1	1	0	8	34	142	4	1	191
Wellington PD	6	0	1	0	0	19	16	4	0	40
<b>TOTAL CARBON COUNTY</b>		<b>1</b>	<b>2</b>	<b>0</b>	<b>12</b>	<b>86</b>	<b>233</b>	<b>11</b>	<b>1</b>	<b>346</b>
<b>DAGGETT COUNTY SHERIFF</b>	<b>6</b>	<b>0</b>	<b>0</b>	<b>0</b>	<b>0</b>	<b>3</b>	<b>5</b>	<b>0</b>	<b>0</b>	<b>8</b>

\*This agency covers both Cache and Rich counties. Crimes reported by this agency could have occurred in either one of the two counties.

# Summary Based Reporting – Local Agency Overview

Agency	Months Submitted	Homicide	Rape	Robbery	Aggravated Assault	Burglary	Larceny	Motor Vehicle Theft	Arson	Total Crime Index
Davis County Sheriff	6	0	2	0	0	15	80	4	0	101
Bountiful PD	6	1	7	2	7	53	362	26	0	458
Centerville PD	6	0	0	0	2	27	183	7	0	219
Clearfield PD	6	0	4	5	21	42	292	6	1	371
Clinton PD	6	0	2	0	3	19	123	6	0	153
Davis County Task Force	6	0	0	0	0	0	1	0	0	1
Farmington PD	6	0	1	0	2	1	115	5	0	124
Kaysville PD	6	0	2	0	8	25	129	4	0	168
Layton PD	6	0	14	3	27	147	696	30	1	918
North Salt Lake PD	6	0	3	2	5	29	185	14	0	238
Sunset PD	6	0	0	0	0	4	49	2	0	55
Syracuse PD	6	0	1	0	5	16	82	1	0	105
West Bountiful PD	6	0	1	1	2	9	68	1	0	82
Woods Cross PD	6	0	6	0	2	25	66	8	0	107
<b>TOTAL DAVIS COUNTY</b>		<b>1</b>	<b>43</b>	<b>13</b>	<b>84</b>	<b>412</b>	<b>2,431</b>	<b>114</b>	<b>2</b>	<b>3,100</b>
Duchesne County Sheriff	6	0	1	0	10	23	103	5	1	143
Roosevelt PD	6	0	2	0	2	12	91	4	0	111
<b>TOTAL DUCHESNE COUNTY</b>		<b>0</b>	<b>3</b>	<b>0</b>	<b>12</b>	<b>35</b>	<b>194</b>	<b>9</b>	<b>1</b>	<b>254</b>
<b>EMERY COUNTY SHERIFF*</b>	<b>6</b>									
<b>GARFIELD COUNTY SHERIFF</b>	<b>0</b>	<b>No Data Submitted</b>								
Grand County Sheriff	6	0	2	0	11	20	35	3	0	71
Moab PD	6	0	0	0	3	13	84	8	0	108
<b>TOTAL GRAND COUNTY</b>		<b>0</b>	<b>2</b>	<b>0</b>	<b>14</b>	<b>33</b>	<b>119</b>	<b>11</b>	<b>0</b>	<b>179</b>
Iron County Sheriff	6	0	2	1	14	24	51	4	0	96
Brian Head Marshal	0	No Data Submitted								
Cedar City PD	6	0	10	2	23	64	317	16	1	433
Enoch PD	6	0	1	0	12	14	17	2	0	46
Parowan PD	6	0	0	0	2	12	28	1	0	43
Southern Utah University PD	6	0	0	0	0	1	7	0	0	8
<b>TOTAL IRON COUNTY</b>		<b>0</b>	<b>13</b>	<b>3</b>	<b>51</b>	<b>115</b>	<b>420</b>	<b>23</b>	<b>1</b>	<b>626</b>
Juab County Sheriff	6	0	0	0	0	7	22	1	0	30
Nephi PD	5	0	2	0	1	3	37	1	0	44
<b>TOTAL JUAB COUNTY</b>		<b>0</b>	<b>2</b>	<b>0</b>	<b>1</b>	<b>10</b>	<b>59</b>	<b>2</b>	<b>0</b>	<b>74</b>

\*This agency submitted 6 months worth of data in the Incident Based Reporting (IBR) format. A technical problem at BCI prevented this agency's data from being converted from the IBR to the Summary Based Format. Please see this agency's IBR data beginning on Page 16.

# Summary Based Reporting – Local Agency Overview

Agency	Months Submitted	Homicide	Rape	Robbery	Aggravated Assault	Burglary	Larceny	Motor Vehicle Theft	Arson	Total Crime Index
Kane County Sheriff	1	0	0	0	0	3	0	0	0	3
Big Water Marshal	0	No Data Submitted								
Kanab PD	6	0	0	0	4	2	31	2	0	39
<b>TOTAL KANE COUNTY</b>		<b>0</b>	<b>0</b>	<b>0</b>	<b>4</b>	<b>5</b>	<b>31</b>	<b>2</b>	<b>0</b>	<b>42</b>
<b>MILLARD COUNTY SHERIFF</b>	<b>6</b>	<b>0</b>	<b>1</b>	<b>0</b>	<b>11</b>	<b>24</b>	<b>98</b>	<b>1</b>	<b>0</b>	<b>135</b>
<b>MORGAN COUNTY SHERIFF</b>	<b>6</b>	<b>0</b>	<b>0</b>	<b>0</b>	<b>1</b>	<b>5</b>	<b>22</b>	<b>2</b>	<b>0</b>	<b>30</b>
<b>PIUTE COUNTY SHERIFF</b>	<b>0</b>	No Data Submitted								
<b>RICH COUNTY SHERIFF</b>	<b>6</b>	<b>0</b>	<b>0</b>	<b>0</b>	<b>0</b>	<b>3</b>	<b>13</b>	<b>1</b>	<b>0</b>	<b>17</b>
Unified PD of Greater Salt Lake	6	0	48	64	158	682	3,106	276	1	4,335
Alta Marshal	0	No Data Submitted								
Bluffdale PD	6	0	0	1	3	14	31	3	0	52
Cottonwood Heights PD	6	0	4	4	10	66	311	22	2	419
Draper PD	6	1	2	2	13	66	332	15	0	431
Granite School District PD	6	0	0	0	2	4	95	1	8	110
Murray PD	6	2	13	21	40	195	1,068	57	0	1,396
Salt Lake City PD	6	1	69	146	373	680	4,995	556	3	6,823
Sandy PD	6	0	15	13	31	216	946	54	2	1,277
South Jordan PD	6	0	1	7	5	78	382	24	0	497
South Salt Lake PD	6	1	21	21	53	112	540	63	0	811
Taylorsville PD	6	0	9	27	60	121	924	72	2	1,215
University of Utah PD	6	0	1	1	3	6	214	5	1	231
Utah Transit Authority DPS	6	0	0	2	2	0	1,180	10	0	1,194
West Jordan PD	6	1	11	18	63	200	977	82	0	1,352
West Valley PD	6	0	44	59	197	432	1,965	210	2	2,909
<b>TOTAL SALT LAKE COUNTY</b>		<b>6</b>	<b>238</b>	<b>386</b>	<b>1,013</b>	<b>2,872</b>	<b>17,066</b>	<b>1,450</b>	<b>21</b>	<b>23,052</b>
San Juan County Sheriff	6	0	0	1	1	9	29	0	0	40
Blanding PD	6	0	0	0	4	3	7	0	0	14
Monticello PD	0	No Data Submitted								
<b>TOTAL SAN JUAN COUNTY</b>		<b>0</b>	<b>0</b>	<b>1</b>	<b>5</b>	<b>12</b>	<b>36</b>	<b>0</b>	<b>0</b>	<b>54</b>

## Summary Based Reporting – Local Agency Overview

Agency	Months Submitted	Homicide	Rape	Robbery	Aggravated Assault	Burglary	Larceny	Motor Vehicle Theft	Arson	Total Crime Index
Sanpete County Sheriff	0	No Data Submitted								
Centerfield PD	6	0	0	0	0	2	0	0	0	2
Ephraim PD	0	No Data Submitted								
Fairview PD	6	0	0	0	0	1	1	0	0	2
Fountain Green PD	0	No Data Submitted								
Gunnison PD	0	No Data Submitted								
Moroni PD	6	0	0	0	0	0	7	0	0	7
Mt. Pleasant PD	0	No Data Submitted								
Snow College Public Safety	6	0	0	0	0	0	16	0	0	16
Spring City PD	0	No Data Submitted								
<b>TOTAL SANPETE COUNTY</b>		<b>0</b>	<b>0</b>	<b>0</b>	<b>0</b>	<b>3</b>	<b>24</b>	<b>0</b>	<b>0</b>	<b>27</b>
Sevier County Sheriff	6	0	1	0	6	22	59	9	0	97
Richfield PD	6	0	2	1	5	14	92	4	1	119
Salina PD	6	0	0	0	0	6	46	0	1	53
<b>TOTAL SEVIER COUNTY</b>		<b>0</b>	<b>3</b>	<b>1</b>	<b>11</b>	<b>42</b>	<b>197</b>	<b>13</b>	<b>2</b>	<b>269</b>
Summit County Sheriff	6	0	4	3	10	24	176	11	1	229
Kamas PD	6	0	0	0	0	0	11	0	0	11
Park City PD	6	0	2	3	8	9	239	5	0	266
<b>TOTAL SUMMIT COUNTY</b>		<b>0</b>	<b>6</b>	<b>6</b>	<b>18</b>	<b>33</b>	<b>426</b>	<b>16</b>	<b>1</b>	<b>506</b>
Tooele County Sheriff	6	0	6	1	8	14	38	12	0	79
Grantsville PD	6	0	0	0	2	13	14	7	0	36
Stockton PD	6	0	0	0	0	1	0	0	0	1
Tooele PD	6	0	6	4	31	91	529	27	1	689
<b>TOTAL TOOELE COUNTY</b>		<b>0</b>	<b>12</b>	<b>5</b>	<b>41</b>	<b>119</b>	<b>581</b>	<b>46</b>	<b>1</b>	<b>805</b>
Uintah County Sheriff	6	0	2	1	14	30	72	6	0	125
Naples PD	6	0	0	0	0	5	21	3	0	29
Vernal PD	6	0	2	2	17	27	147	5	0	200
<b>TOTAL UINTAH COUNTY</b>		<b>0</b>	<b>4</b>	<b>3</b>	<b>31</b>	<b>62</b>	<b>240</b>	<b>14</b>	<b>0</b>	<b>354</b>



# Summary Based Reporting – Local Agency Overview

Agency	Months Submitted	Homicide	Rape	Robbery	Aggravated Assault	Burglary	Larceny	Motor Vehicle Theft	Arson	Total Crime Index
Utah County Sheriff	6	0	1	0	6	20	93	2	0	122
American Fork/Cedar Hills PD	6	0	5	5	11	52	333	10	0	416
Brigham Young University PD	6	0	0	0	3	0	118	1	0	122
Lehi PD	6	0	1	1	5	53	230	10	0	300
Lindon PD	6	0	1	0	5	18	96	5	0	125
Lone Peak PD	6	0	1	0	0	23	55	5	0	84
Mapleton PD	6	0	0	0	0	5	33	0	0	38
Orem DPS	6	0	4	10	3	98	874	37	0	1,026
Payson PD	6	0	2	0	7	35	259	11	0	314
Pleasant Grove PD	6	0	1	1	5	29	212	2	2	252
Provo PD	6	0	13	10	44	149	956	51	2	1,225
Salem PD	6	0	0	0	0	7	34	2	0	43
Santaquin/Genola PD	6	0	0	0	0	14	49	1	0	64
Saratoga Springs PD	6	0	0	2	7	6	78	1	0	94
Spanish Fork PD	6	0	2	0	3	34	197	4	0	240
Springville PD	6	0	4	5	14	38	275	7	0	343
Utah Co. Major Crimes Task Force	6	0	0	1	0	0	3	2	0	6
Utah Valley University PD	6	0	0	0	1	1	42	2	0	46
<b>TOTAL UTAH COUNTY</b>		<b>0</b>	<b>35</b>	<b>35</b>	<b>114</b>	<b>582</b>	<b>3,937</b>	<b>153</b>	<b>4</b>	<b>4,860</b>
Wasatch County Sheriff	6	0	0	0	3	7	46	1	0	57
Heber City PD	4	0	0	0	0	1	15	0	0	16
<b>TOTAL WASATCH COUNTY</b>		<b>0</b>	<b>0</b>	<b>0</b>	<b>3</b>	<b>8</b>	<b>61</b>	<b>1</b>	<b>0</b>	<b>73</b>
Washington County Sheriff	6	2	2	2	7	13	48	2	0	76
Dixie College PD	0	No Data Submitted								
Hildale PD	3	0	0	0	0	1	1	0	0	2
Hurricane PD	6	0	1	0	4	17	91	3	0	116
Ivins City Public Safety	6	0	1	0	2	12	24	0	0	39
La Verkin PD	6	0	1	0	5	7	24	0	1	38
Springdale PD	6	0	0	0	0	5	11	0	0	16
St. George PD	6	0	8	9	31	98	366	21	1	534
Washington City PD	3	0	0	0	5	9	72	3	0	89
<b>TOTAL WASHINGTON CO</b>		<b>2</b>	<b>13</b>	<b>11</b>	<b>54</b>	<b>162</b>	<b>637</b>	<b>29</b>	<b>2</b>	<b>910</b>

## Summary Based Reporting – Local Agency Overview

Agency	Months Submitted	Homicide	Rape	Robbery	Aggravated Assault	Burglary	Larceny	Motor Vehicle Theft	Arson	Total Crime Index
<b>WAYNE COUNTY SHERIFF</b>	<b>6</b>	<b>0</b>	<b>0</b>	<b>0</b>	<b>0</b>	<b>2</b>	<b>8</b>	<b>0</b>	<b>0</b>	<b>10</b>
Weber County Sheriff	6	0	1	1	16	83	388	26	1	516
Harrisville PD	6	0	0	3	1	15	114	5	0	138
North Ogden PD	6	0	3	0	2	29	103	5	0	142
Ogden PD	6	2	8	40	94	311	1,466	99	2	2,022
Pleasant View PD	6	0	0	0	5	11	40	2	0	58
Riverdale PD	6	0	1	1	5	21	157	8	0	193
Roy PD	6	1	10	4	6	56	294	7	0	378
South Ogden PD	6	0	0	0	2	49	100	5	0	156
Weber State University PD	6	0	1	0	0	4	18	0	0	23
<b>TOTAL WEBER COUNTY</b>		<b>3</b>	<b>24</b>	<b>49</b>	<b>131</b>	<b>579</b>	<b>2,680</b>	<b>157</b>	<b>3</b>	<b>3,626</b>
Highway Patrol	0	No Data Submitted								
Parks and Recreation	6	0	0	0	1	0	7	2	0	10
Wildlife Resources	6	0	0	0	1	1	1	0	0	3
<b>TOTAL STATE AGENCIES</b>		<b>0</b>	<b>0</b>	<b>0</b>	<b>2</b>	<b>1</b>	<b>8</b>	<b>2</b>	<b>0</b>	<b>13</b>
<b>STATE TOTAL</b>		<b>13</b>	<b>423</b>	<b>519</b>	<b>1,676</b>	<b>5,433</b>	<b>30,512</b>	<b>2,098</b>	<b>42</b>	<b>40,716</b>

## Summary Based Reporting – Arrest Data by Agency

Agency	Adult	Juvenile
Beaver County Sheriff	55	22
Minersville PD	*NDS	
<b>BEAVER COUNTY TOTAL</b>	<b>55</b>	<b>22</b>
Box Elder County Sheriff	79	24
Brigham City PD	342	109
Garland PD	*NDS	
Mantua PD	*NDS	
Perry PD	39	11
Tremonton PD	151	55
Willard PD	16	0
<b>BOX ELDER COUNTY TOTAL</b>	<b>627</b>	<b>199</b>
Cache County Sheriff	693	315
Cache-Rich Drug Task Force	25	2
Logan PD	838	407
North Park PD	94	46
Smithfield PD	74	19
Utah State University PD	19	0
<b>CACHE COUNTY TOTAL</b>	<b>1,743</b>	<b>789</b>
Carbon County Sheriff	40	7
East Carbon PD	*NDS	
Helper PD	26	0
Price PD	210	54
Wellington PD	2	0
<b>CARBON COUNTY TOTAL</b>	<b>278</b>	<b>61</b>
<b>DAGGETT COUNTY TOTAL</b>	<b>3</b>	<b>0</b>
Davis County Sheriff	457	69
Bountiful PD	562	212
Centerville PD	587	41
Clearfield PD	406	190
Clinton PD	84	25
Davis County Task Force	63	1
Farmington PD	311	58
Kaysville PD	174	56
Layton PD	835	355
North Salt Lake PD	588	39
Sunset PD	10	0
Syracuse PD	266	143
West Bountiful PD	171	12
Woods Cross PD	189	51
<b>DAVIS COUNTY TOTAL</b>	<b>4,703</b>	<b>1,252</b>

Agency	Adult	Juvenile
Duchesne County Sheriff	538	52
Roosevelt PD	236	67
<b>DUCHESNE COUNTY TOTAL</b>	<b>774</b>	<b>119</b>
<b>EMERY COUNTY TOTAL**</b>		
<b>GARFIELD COUNTY TOTAL</b>	<b>*NDS</b>	
Grand County Sheriff	131	2
Moab PD	239	26
<b>GRAND COUNTY TOTAL</b>	<b>370</b>	<b>28</b>
Iron County Sheriff	243	15
Brian Head Marshal	*NDS	
Cedar City PD	570	131
Enoch PD	30	0
Parowan PD	17	12
Southern Utah University PD	11	1
<b>IRON COUNTY TOTAL</b>	<b>871</b>	<b>159</b>
Juab County Sheriff	82	0
Nephi PD***	41	4
<b>JUAB COUNTY TOTAL</b>	<b>123</b>	<b>4</b>
Kane County Sheriff§	14	0
Big Water Marshal	*NDS	
Kanab PD	90	36
<b>KANE COUNTY TOTAL</b>	<b>104</b>	<b>36</b>
<b>MILLARD COUNTY TOTAL</b>	<b>109</b>	<b>54</b>
<b>MORGAN COUNTY TOTAL</b>	<b>39</b>	<b>5</b>
<b>PIUTE COUNTY TOTAL</b>	<b>*NDS</b>	
<b>RICH COUNTY TOTAL</b>	<b>6</b>	<b>3</b>

\*NDS - No data submitted

\*\*This agency submitted 6 months of data in the IBR format. A technical problem at BCI prevented it from being converted into the summary based format seen here. Refer to Page 22 for this agency's "Group B Arrests."

\*\*\*This agency submitted 5 months of data

§This agency submitted 1 month of data

Adult – an individual 18 years of age or older. Juvenile – an individual 17 years of age or younger

## Summary Based Reporting – Arrest Data by Agency

Agency	Adult	Juvenile
Unified PD of Greater Salt Lake	2,633	478
Alta Marshal	*NDS	
Bluffdale PD	115	31
Cottonwood Heights PD	410	99
Draper PD	380	87
Granite School District PD	13	166
Murray PD	701	275
Salt Lake City PD	9,426	990
Sandy PD	1,093	480
South Jordan PD	263	101
South Salt Lake PD	861	99
Taylorsville PD	819	112
University of Utah PD	104	6
Utah Transit Authority DPS	1,431	73
West Jordan PD	1,174	452
West Valley PD	2,029	950
<b>SALT LAKE COUNTY TOTAL</b>	<b>21,452</b>	<b>4,399</b>
San Juan County Sheriff	123	0
Blanding PD	97	28
Monticello PD	*NDS	
<b>SAN JUAN COUNTY TOTAL</b>	<b>220</b>	<b>28</b>
Sanpete County Sheriff	*NDS	
Centerfield PD	1	0
Ephraim PD	*NDS	
Fairview PD	0	0
Fountain Green PD	*NDS	
Gunnison PD	*NDS	
Moroni PD	3	2
Snow College Public Safety	4	2
Spring City PD	*NDS	
<b>SANPETE COUNTY TOTAL</b>	<b>8</b>	<b>4</b>
Sevier County Sheriff	114	7
Richfield PD	89	48
Salina PD	94	13
<b>SEVIER COUNTY TOTAL</b>	<b>297</b>	<b>68</b>
Summit County Sheriff	740	45
Kamas PD	8	0
Park City PD	281	69
<b>SUMMIT COUNTY TOTAL</b>	<b>1,029</b>	<b>114</b>

Agency	Adult	Juvenile
Tooele County Sheriff	390	48
Grantsville PD	114	33
Stockton PD	2	0
Tooele PD	924	242
<b>TOOELE COUNTY TOTAL</b>	<b>1,430</b>	<b>323</b>
Naples PD	58	5
Uintah County Sheriff	821	122
Vernal PD	701	83
<b>UINTAH COUNTY TOTAL</b>	<b>1,580</b>	<b>210</b>
Utah County Sheriff	820	114
American Fork/Cedar Hills PD	462	165
Brigham Young University PD	64	4
Lehi PD	375	109
Lindon PD	231	56
Lone Peak PD	178	55
Mapleton PD	72	9
Orem DPS	1,351	281
Payson PD	379	110
Pleasant Grove PD	414	114
Provo PD	1,195	328
Salem PD	113	19
Santaquin/Genola PD	63	9
Saratoga Springs PD	160	67
Spanish Fork PD	170	63
Springville PD	453	111
Utah Co Major Crimes Task Force	122	4
Utah Valley University PD	27	0
<b>UTAH COUNTY TOTAL</b>	<b>6,649</b>	<b>1,618</b>
Wasatch County Sheriff	10	10
Heber City PD**	91	4
<b>WASATCH COUNTY TOTAL</b>	<b>101</b>	<b>14</b>

\*NDS - No data submitted

\*\*This agency submitted 4 months of data

Adult – an individual 18 years of age or older. Juvenile – an individual 17 years of age or younger

## Summary Based Reporting – Arrest Data by Agency

Agency	Adult	Juvenile
Washington County Sheriff	278	3
Dixie College PD	*NDS	
Hildale PD**	0	3
Hurricane PD	202	90
Ivins City Public Safety	55	18
La Verkin PD	47	6
Springdale PD	13	0
St. George PD	817	229
Washington City PD**	115	28
<b>WASHINGTON CO TOTAL</b>	<b>1,527</b>	<b>377</b>
<b>WAYNE COUNTY TOTAL</b>	<b>1</b>	<b>4</b>
Weber County Sheriff	693	128
Harrisville PD	162	16
North Ogden PD	45	6
Ogden PD	2,242	505
Pleasant View PD	54	4
Riverdale PD	462	27
Roy PD	470	100
South Ogden PD	187	0
Weber State University PD	7	0
<b>WEBER COUNTY TOTAL</b>	<b>4,322</b>	<b>786</b>
Highway Patrol	*NDS	
Parks and Recreation	141	5
Wildlife Resources	59	1
<b>STATE AGENCY TOTAL</b>	<b>200</b>	<b>6</b>
<b>STATE TOTAL</b>	<b>48,621</b>	<b>10,682</b>

\*NDS - No data submitted

\*\*This agency submitted 3 months of data

Adult – an individual 18 years of age or older. Juvenile – an individual 17 years of age or younger

## Summary Based Reporting – Arrest Data by Offense

Juvenile Arrests		
	Total Arrests	
Crime Category	2011	2012
Murder and Non Negligent Manslaughter	1	0
Manslaughter by Negligence	0	0
Forcible Rape	36	45
Robbery	27	26
Aggravated Assault	102	83
Burglary	163	133
Larceny - Theft	2,540	2,478
Motor Vehicle Theft	58	55
Simple Assaults	1,023	937
Arson	16	20
<b>Part 1 Crime Arrests</b>	<b>3,966</b>	<b>3,777</b>
Forgery and Counterfeiting	14	15
Fraud	18	12
Embezzlement	0	1
Stolen Property: Buy, Receive, Possess	46	61
Vandalism	738	569
Weapons: Carrying, Possessing, Etc.	165	159
Prostitution and Commercialized Vice	5	7
Sex Offenses (Not Rape, Prostitution)	60	71
Sale/Mfg Opium/Cocaine or Derivative	5	4
Sale/Mfg Marijuana	19	29
Sale/Mfg Synthetic Narcotics	6	4
Sale/Mfg Dangerous Non Narcotic Drugs	18	20
Possess Opium/Cocaine or Derivative	9	14
Possess Marijuana	560	590
Possess Synthetic Narcotics	15	19
Possess Dangerous Non Narcotic Drugs	244	271
Bookmaking (Horse and Sport)	0	0
All Other Gambling	0	0
Offenses Against Family and Children	15	15
Driving Under the Influence	55	38
Liquor Laws	903	810
Drunkenness	84	70
Disorderly Conduct	972	813
Vagrancy	2	0
All Other Offenses (Not Traffic)	2,711	2,711
Curfew and Loitering Law Violations	472	602
<b>Part 2 Crime Arrests</b>	<b>7,136</b>	<b>6,905</b>
<b>Grand Totals</b>	<b>11,102</b>	<b>10,682</b>

Adult Arrests		
	Total Arrests	
Crime Category	2011	2012
Murder and Non Negligent Manslaughter	20	11
Manslaughter by Negligence	3	2
Forcible Rape	79	62
Robbery	162	154
Aggravated Assault	546	575
Burglary	557	436
Larceny - Theft	6,592	6,379
Motor Vehicle Theft	109	122
Simple Assaults	4,233	4,134
Arson	19	17
<b>Part 1 Crime Arrests</b>	<b>12,320</b>	<b>11,892</b>
Forgery and Counterfeiting	381	323
Fraud	423	309
Embezzlement	21	5
Stolen Property: Buy, Receive, Possess	303	258
Vandalism	1,060	1,307
Weapons: Carrying, Possessing, Etc.	449	454
Prostitution and Commercialized Vice	254	49
Sex Offenses (Not Rape, Prostitution)	146	162
Sale/Mfg Opium/Cocaine or Derivative	185	182
Sale/Mfg Marijuana	162	124
Sale/Mfg Synthetic Narcotics	37	42
Sale/Mfg Dangerous Non Narcotic Drugs	137	172
Possess Opium/Cocaine or Derivative	499	620
Possess Marijuana	1,911	1,844
Possess Synthetic Narcotics	147	130
Possess Dangerous Non Narcotic Drugs	1,297	1,401
Bookmaking (Horse and Sport)	1	0
All Other Gambling	4	2
Offenses Against Family and Children	709	762
Driving Under the Influence	3,131	2,984
Liquor Laws	3,952	3,720
Drunkenness	2,133	2,124
Disorderly Conduct	1,493	1,624
Vagrancy	33	16
All Other Offenses (Not Traffic)	15,998	18,111
Curfew and Loitering Law Violations	0	4
<b>Part 2 Crime Arrests</b>	<b>34,866</b>	<b>36,729</b>
<b>Grand Totals</b>	<b>47,186</b>	<b>48,621</b>

# Incident Based Reporting

---

## Introduction – What is Incident Based Reporting?

The National Incident Based Reporting System (NIBRS) is an updated method of collecting crime data within the UCR program. It was designed to provide more comprehensive data for the management of crime in our society. In an Incident Based Reporting (IBR) system, computer technology is used to collect more detailed information about the crimes that occur. The availability of detailed information about criminal activity, stored in a computer data base, makes the analysis of criminal activity a viable tool for law enforcement administrators and other public officials.

The Utah Incident Based Reporting System was implemented in 1991; 74 agencies submitted IBR data for this report. The data accepted by the Utah repository is also forwarded to the NIBRS repository where the FBI uses it to depict criminal activity nationwide.

The data from the IBR system is not directly comparable to the data from the summary based reports. Information about each incident and arrest is collected for 22 offense categories comprised of 46 Group A offenses. All offenses that occur in a criminal episode are reported, not just the most serious. Only arrest data is collected for 11 Group B crimes.

Converting to IBR takes a lot of planning, work, and patience. It also requires enough foresight to see the value of accurate, detailed crime data in understanding and managing this serious problem. BCI appreciates the following agencies which have made the commitment to participate in the NIBRS program:

Bluffdale PD	Logan PD	St. George PD
Bountiful PD	Millard County Sheriff	Sunset PD
Brigham City PD	Moab PD	Syracuse PD
Brigham Young University PD	Morgan County Sheriff	Taylorsville PD
Cache-Rich Drug Task Force	Murray PD	Tooele County Sheriff
Carbon County Sheriff	Naples PD	Tooele PD
Centerville PD	North Ogden PD	Tremonton PD
Clearfield PD	North Salt Lake PD	Uintah County Sheriff
Clinton PD	Ogden PD	Unified PD of Greater Salt Lake
Daggett County Sheriff	Parks and Recreation	Utah County Sheriff
Davis County Sheriff	Perry PD	Utah State University PD
Davis County Task Force	Pleasant Grove PD	Utah Transit Authority DPS
Draper PD	Price PD	Vernal PD
Duchesne County Sheriff	Provo PD	Wasatch County Sheriff
Emery County Sheriff	Riverdale PD	Washington City PD
Farmington PD	Roosevelt PD	Washington County Sheriff
Grantsville PD	Roy PD	Weber County Sheriff
Heber City PD	Salt Lake City PD	Wellington PD
Helper PD	Sandy PD	West Bountiful PD
Hurricane PD	Saratoga Springs PD	West Jordan PD
Ivins City Public Safety	South Jordan PD	West Valley PD
Kanab PD	South Ogden PD	Wildlife Resources
Kaysville PD	South Salt Lake PD	Willard PD
Layton PD	Southern Utah University PD	Woods Cross PD
Lindon PD	Spanish Fork PD	

## Incident Based Reporting – Crimes Against Persons

CRIMES AGAINST PERSONS						
Agency	Assault Offenses	Homicide Offenses	Kidnapping / Abduction	Sex Offenses - Forcible	Sex Offenses - Nonforcible	Crimes Against Persons
Bluffdale PD	16	0	3	4	0	23
Bountiful PD	114	1	10	17	2	144
Brigham City PD	132	0	3	13	1	149
Brigham Young University PD	17	0	0	2	0	19
Cache-Rich Drug Task Force	0	0	0	0	0	0
Carbon County Sheriff	20	0	0	3	0	23
Centerville PD	45	0	1	6	2	54
Clearfield PD	126	0	0	40	1	167
Clinton PD	46	0	0	11	5	62
Daggett County Sheriff	0	0	0	1	0	1
Davis County Sheriff	65	0	1	7	0	73
Davis County Task Force	0	0	0	0	0	0
Draper PD	144	2	4	7	2	159
Duchesne County Sheriff	57	0	1	8	2	68
Emery County Sheriff	34	0	0	1	0	35
Farmington PD	41	0	4	9	0	54
Grantsville PD	35	0	1	4	0	40
Heber City PD	5	0	0	3	0	8
Helper PD	4	0	0	0	0	4
Hurricane PD	87	0	1	13	2	103
Ivins City Public Safety	18	0	0	2	1	21
Kanab PD	15	0	0	2	1	18
Kaysville PD	66	0	8	26	0	100
Layton PD	359	0	4	50	7	420
Lindon PD	23	0	1	1	0	25
Logan PD	72	0	0	11	0	83
Millard County Sheriff	53	0	0	2	0	55
Moab PD	46	0	0	2	2	50
Morgan County Sheriff	12	0	0	1	0	13
Murray PD	298	2	0	29	0	329
Naples PD	10	0	0	3	0	13
North Ogden PD	29	0	6	15	0	50
North Salt Lake PD	63	0	2	7	0	72
Ogden PD	1,112	2	45	105	3	1,267
Parks and Recreation	8	0	0	1	0	9
Perry PD	13	0	0	8	0	21
Pleasant Grove PD	53	0	0	16	1	70

Since only 74 of the reporting agencies submit IBR data, IBR statistics reflect only crimes reported by those jurisdictions. They do not reflect statewide data. For a list of all agencies that submit IBR data, see Page 15.



# Incident Based Reporting – Crimes Against Persons

CRIMES AGAINST PERSONS						
Agency	Assault Offenses	Homicide Offenses	Kidnapping / Abduction	Sex Offenses - Forcible	Sex Offenses - Nonforcible	Crimes Against Persons
Price PD	41	1	0	2	1	45
Provo PD	371	0	24	56	4	455
Riverdale PD	54	0	1	7	0	62
Roosevelt PD	76	0	2	20	1	99
Roy PD	172	1	16	25	2	216
Salt Lake City PD	2,234	1	42	174	9	2,460
Sandy PD	356	0	3	33	2	394
Saratoga Springs PD	32	0	0	2	0	34
South Jordan PD	157	1	0	10	1	169
South Ogden PD	56	0	12	8	1	77
South Salt Lake PD	309	1	1	35	0	346
Southern Utah University PD	1	0	0	0	0	1
Spanish Fork PD	18	0	1	7	0	26
St. George PD	187	0	7	20	4	218
Sunset PD	26	0	0	1	0	27
Syracuse PD	45	0	0	10	3	58
Taylorsville PD	375	0	4	29	1	409
Tooele County Sheriff	42	0	1	10	0	53
Tooele PD	220	0	27	22	1	270
Tremonton PD	58	0	1	8	0	67
Uintah County Sheriff	76	0	1	15	3	95
Unified PD of Greater Salt Lake	1,176	0	18	171	6	1,371
Utah County Sheriff	51	0	2	14	3	70
Utah State University PD	1	0	0	0	0	1
Utah Transit Authority DPS	26	0	0	1	0	27
Vernal PD	96	0	1	11	3	111
Wasatch County Sheriff	19	0	0	7	0	26
Washington City PD	24	0	1	2	0	27
Washington County Sheriff	57	1	0	3	0	61
Weber County Sheriff	148	0	4	34	5	191
Wellington PD	6	0	2	3	1	12
West Bountiful PD	25	0	0	4	0	29
West Jordan PD	459	1	11	52	4	527
West Valley PD	957	0	47	114	6	1,124
Wildlife Resources	2	0	0	0	0	2
Willard PD	3	0	0	1	0	4
Woods Cross PD	40	0	1	16	1	58
<b>TOTAL CRIMES AGAINST PERSONS</b>	<b>11,234</b>	<b>14</b>	<b>325</b>	<b>1,357</b>	<b>94</b>	<b>13,024</b>

Since only 74 of the reporting agencies submit IBR data, IBR statistics reflect only crimes reported by those jurisdictions. They do not reflect statewide data. For a list of all agencies that submit IBR data, see Page 15.

# Incident Based Reporting – Crimes Against Property

CRIMES AGAINST PROPERTY												
Agency	Arson	Bribery	Burglary / Breaking & Entering	Counterfeiting / Forgery	Destruction / Damage / Vandalism of Property	Embezzlement	Extortion / Blackmail	Fraud Offenses	Larceny/Theft Offenses	Motor Vehicle Theft	Robbery	Stolen Property Offenses
Bluffdale PD	0	0	15	0	46	0	0	1	34	2	1	1
Bountiful PD	0	0	53	21	172	0	0	89	362	27	2	5
Brigham City PD	2	0	34	10	130	0	0	39	297	14	3	6
Brigham Young University PD	0	0	0	0	24	0	0	4	118	1	0	1
Cache-Rich Drug Task Force	0	0	0	0	0	0	0	0	2	0	0	0
Carbon County Sheriff	0	0	26	0	37	0	0	4	59	3	0	0
Centerville PD	1	0	27	16	71	0	0	68	183	7	0	2
Clearfield PD	1	0	43	9	166	0	0	28	293	6	5	0
Clinton PD	0	0	19	0	70	0	0	37	124	7	0	0
Daggett County Sheriff	0	0	3	0	3	0	0	2	5	0	0	0
Davis County Sheriff	0	0	15	3	62	0	0	35	80	4	0	2
Davis County Task Force	0	0	0	5	0	0	0	7	1	0	0	1
Draper PD	1	0	66	14	204	0	0	82	334	17	2	4
Duchesne County Sheriff	2	0	23	2	55	0	0	17	103	5	0	0
Emery County Sheriff	1	0	17	2	20	1	0	6	64	4	0	2
Farmington PD	4	0	1	6	70	0	0	27	115	5	0	5
Grantsville PD	2	0	13	3	21	1	0	13	14	7	0	1
Heber City PD	0	0	1	0	13	0	0	2	15	0	0	0
Helper PD	0	0	8	0	11	0	0	6	22	0	0	1
Hurricane PD	1	0	17	12	61	0	0	2	91	4	0	3
Ivins City Public Safety	0	0	12	3	20	0	0	13	25	0	0	0
Kanab PD	0	0	2	0	0	0	0	4	25	2	0	1
Kaysville PD	0	0	25	1	79	0	1	19	132	4	0	0
Layton PD	5	0	152	25	313	2	1	99	707	36	3	5
Lindon PD	0	0	18	9	57	1	0	21	97	5	0	3
Logan PD	1	0	15	4	53	0	0	6	152	3	1	0
Millard County Sheriff	0	0	25	1	16	0	0	2	100	4	0	1
Moab PD	0	0	13	3	33	0	0	11	85	6	0	0
Morgan County Sheriff	0	0	5	0	12	0	0	3	24	3	0	0
Murray PD	0	0	200	41	613	0	0	84	1,126	98	21	0
Naples PD	0	0	5	1	10	0	0	7	24	3	0	0
North Ogden PD	1	0	29	1	75	0	0	19	105	4	0	1
North Salt Lake PD	0	0	29	2	96	0	0	35	185	14	2	4
Ogden PD	5	0	331	127	1,118	0	0	158	1,633	126	40	34
Parks and Recreation	0	0	0	0	10	0	0	1	7	2	0	4
Perry PD	0	0	17	5	22	1	0	9	36	1	1	1
Pleasant Grove PD	1	0	29	10	105	0	0	35	215	3	1	8

Since only 74 of the reporting agencies submit IBR data, IBR statistics reflect only crimes reported by those jurisdictions. They do not reflect statewide data. For a list of all agencies that submit IBR data, see Page 15.

# Incident Based Reporting – Crimes Against Property

CRIMES AGAINST PROPERTY												
Agency	Arson	Bribery	Burglary / Breaking & Entering	Counterfeiting / Forgery	Destruction / Damage / Vandalism of Property	Embezzlement	Extortion / Blackmail	Fraud Offenses	Larceny / Theft Offenses	Motor Vehicle Theft	Robbery	Stolen Property Offenses
Price PD	1	0	34	8	27	2	0	15	147	4	0	1
Provo PD	2	0	149	15	529	0	2	80	1,065	63	10	50
Riverdale PD	0	0	21	18	62	0	0	36	161	8	1	0
Roosevelt PD	0	0	12	3	57	0	0	17	98	4	0	2
Roy PD	0	0	58	14	231	0	1	32	304	10	4	1
Salt Lake City PD	17	0	704	132	1,635	2	9	465	5,095	594	146	100
Sandy PD	2	0	218	79	535	13	0	103	960	61	13	31
Saratoga Springs PD	0	0	6	1	45	0	0	6	81	1	2	0
South Jordan PD	0	0	78	21	139	4	0	81	384	24	7	3
South Ogden PD	0	0	51	15	54	0	0	28	106	5	0	2
South Salt Lake PD	1	0	116	27	500	0	0	73	555	80	22	11
Southern Utah University PD	0	0	1	0	11	0	0	1	7	0	0	0
Spanish Fork PD	2	0	34	4	128	0	0	45	202	4	0	0
St. George PD	3	0	101	19	269	0	0	59	462	25	9	12
Sunset PD	0	0	4	1	25	0	0	1	51	2	0	0
Syracuse PD	0	0	18	1	90	0	0	27	82	1	0	0
Taylorsville PD	5	1	125	50	420	0	1	158	939	73	27	17
Tooele County Sheriff	2	0	14	7	7	0	1	23	39	11	1	6
Tooele PD	1	0	92	17	209	0	0	85	545	34	4	10
Tremonton PD	1	0	14	2	64	0	0	16	72	4	1	0
Uintah County Sheriff	2	0	31	2	64	0	0	19	87	6	2	0
Unified PD of Greater Salt Lake	13	0	690	132	1,677	4	2	632	3,151	287	64	59
Utah County Sheriff	2	0	20	4	83	1	0	22	95	4	0	2
Utah State University PD	0	0	5	0	21	0	0	3	34	0	0	0
Utah Transit Authority DPS	0	0	0	2	35	0	0	3	1,182	10	2	2
Vernal PD	3	0	30	10	67	0	0	15	192	8	2	0
Wasatch County Sheriff	0	0	7	0	30	0	0	1	51	2	0	0
Washington City PD	0	0	9	2	29	0	0	15	72	5	0	2
Washington County Sheriff	1	0	13	4	36	0	0	14	48	3	2	1
Weber County Sheriff	5	0	85	9	210	0	0	66	404	31	1	4
Wellington PD	0	0	20	1	12	0	0	2	24	5	1	1
West Bountiful PD	0	0	9	3	33	0	0	15	68	1	1	3
West Jordan PD	2	0	208	76	780	1	0	156	1,079	98	18	15
West Valley PD	7	0	449	91	792	7	1	274	2,046	255	59	82
Wildlife Resources	0	0	1	0	9	0	0	0	1	0	0	0
Willard PD	0	0	2	0	1	0	0	0	6	0	0	0
Woods Cross PD	0	0	25	6	37	1	0	16	66	8	0	1
<b>CRIMES AGAINST PROPERTY</b>	<b>100</b>	<b>1</b>	<b>4,742</b>	<b>1,112</b>	<b>12,821</b>	<b>41</b>	<b>19</b>	<b>3,599</b>	<b>26,955</b>	<b>2,158</b>	<b>481</b>	<b>514</b>

Since only 74 of the reporting agencies submit IBR data, IBR statistics reflect only crimes reported by those jurisdictions. They do not reflect statewide data. For a list of all agencies that submit IBR data, see Page 15.

## Incident Based Reporting – Crimes Against Society

CRIMES AGAINST SOCIETY							TOTAL IBR OFFENSES
Agency	Drug / Narcotic Offenses	Gambling Offenses	Pornography / Obscene Material	Prostitution Offenses	Weapon Law Violations	Crimes Against Society	
Bluffdale PD	52	0	0	0	0	52	175
Bountiful PD	153	0	1	0	17	171	1,046
Brigham City PD	68	0	0	0	12	80	764
Brigham Young University PD	1	0	0	0	0	1	168
Cache-Rich Drug Task Force	68	0	0	0	3	71	73
Carbon County Sheriff	7	0	5	0	2	14	166
Centerville PD	84	0	0	0	2	86	515
Clearfield PD	153	0	2	0	9	164	882
Clinton PD	45	0	0	0	2	47	366
Daggett County Sheriff	0	0	0	0	0	0	14
Davis County Sheriff	227	0	2	0	14	243	517
Davis County Task Force	97	0	0	0	8	105	119
Draper PD	112	0	1	0	8	121	1,004
Duchesne County Sheriff	55	0	4	0	8	67	342
Emery County Sheriff	21	0	0	0	5	26	178
Farmington PD	52	0	0	0	6	58	345
Grantsville PD	25	0	1	0	0	26	141
Heber City PD	5	0	0	0	0	5	44
Helper PD	16	0	0	0	0	16	68
Hurricane PD	36	0	1	0	5	42	336
Ivins City Public Safety	22	0	1	0	0	23	117
Kanab PD	7	0	0	0	2	9	61
Kaysville PD	68	0	3	0	2	73	434
Layton PD	298	1	6	11	29	345	2,113
Lindon PD	53	0	0	0	3	56	292
Logan PD	155	0	0	0	12	167	485
Millard County Sheriff	31	0	2	0	5	38	242
Moab PD	80	0	0	0	0	80	281
Morgan County Sheriff	29	0	0	0	1	30	90
Murray PD	240	0	0	0	25	265	2,777
Naples PD	19	0	0	0	1	20	83
North Ogden PD	14	0	0	0	3	17	302
North Salt Lake PD	80	0	0	0	6	86	525
Ogden PD	761	0	1	9	91	862	5,701
Parks and Recreation	51	0	0	0	3	54	87
Perry PD	13	0	0	0	1	14	128
Pleasant Grove PD	154	0	0	0	6	160	637

Since only 74 of the reporting agencies submit IBR data, IBR statistics reflect only crimes reported by those jurisdictions. They do not reflect statewide data. For a list of all agencies that submit IBR data, see Page 15.

# Incident Based Reporting – Crimes Against Society

CRIMES AGAINST SOCIETY							TOTAL IBR OFFENSES
Agency	Drug / Narcotic Offenses	Gambling Offenses	Pornography / Obscene Material	Prostitution Offenses	Weapon Law Violations	Crimes Against Society	
Price PD	58	0	0	0	3	61	345
Provo PD	378	0	2	1	40	421	2,841
Riverdale PD	162	0	1	0	3	166	535
Roosevelt PD	80	0	0	0	3	83	375
Roy PD	48	0	0	0	12	60	931
Salt Lake City PD	1,525	1	1	9	168	1,704	13,063
Sandy PD	571	0	2	3	38	614	3,023
Saratoga Springs PD	46	0	0	0	3	49	225
South Jordan PD	87	0	0	0	9	96	1,006
South Ogden PD	64	0	0	0	3	67	405
South Salt Lake PD	357	0	1	0	33	391	2,122
Southern Utah University PD	5	0	0	0	0	5	26
Spanish Fork PD	25	0	0	0	0	25	470
St. George PD	250	0	0	1	16	267	1,444
Sunset PD	31	0	0	0	2	33	144
Syracuse PD	61	0	1	0	3	65	342
Taylorsville PD	178	1	3	1	19	202	2,427
Tooele County Sheriff	144	0	1	0	6	151	315
Tooele PD	178	0	9	1	21	209	1,476
Tremonton PD	20	0	0	0	5	25	266
Uintah County Sheriff	206	0	2	0	18	226	534
Unified PD of Greater Salt Lake	688	0	1	11	79	779	8,861
Utah County Sheriff	488	0	0	0	62	550	853
Utah State University PD	0	0	0	0	0	0	64
Utah Transit Authority DPS	69	0	0	0	2	71	1,334
Vernal PD	106	0	2	0	11	119	557
Wasatch County Sheriff	6	0	0	0	4	10	127
Washington City PD	39	0	0	0	9	48	209
Washington County Sheriff	57	0	0	0	12	69	252
Weber County Sheriff	88	0	21	0	13	122	1,128
Wellington PD	2	0	1	0	1	4	82
West Bountiful PD	28	0	0	0	0	28	190
West Jordan PD	445	1	11	1	35	493	3,453
West Valley PD	876	1	9	1	122	1,009	6,196
Wildlife Resources	17	0	0	0	16	33	46
Willard PD	2	0	0	0	0	2	15
Woods Cross PD	60	0	0	0	1	61	279
<b>TOTAL CRIMES AGAINST SOCIETY</b>	<b>10,797</b>	<b>5</b>	<b>98</b>	<b>49</b>	<b>1,063</b>	<b>12,012</b>	<b>77,579</b>

Since only 74 of the reporting agencies submit IBR data, IBR statistics reflect only crimes reported by those jurisdictions. They do not reflect statewide data. For a list of all agencies that submit IBR data, see Page 15.

## Incident Based Reporting – Group B Arrests

**GROUP B ARRESTS:** Agencies that submit data using the Incident Based Reporting (IBR) system submit arrest data on the 10 “Group B Offenses” of Bad Checks, Curfew/Loitering/Vagrancy Violations, Disorderly Conduct, DUI, Drunkenness, Family Offenses (Non-violent), Liquor Law Violations, Peeping Tom, Trespass, and All Other Offenses. In 2010 the FBI quit gathering data on Runaways. If an agency does submit an arrest for “Runaway,” that arrest is now added to “All Other Offenses.”

Agency	Bad Checks	Curfew / Loitering / Vagrancy	Disorderly Conduct	DUI	Drunkenness	Family Offenses, Nonviolent	Liquor Law Violations	Peeping Tom	Trespass	All Other Offenses	Grand Total
Bluffdale PD	0	0	1	14	1	0	12	0	4	46	78
Bountiful PD	0	8	22	38	15	11	41	3	16	248	402
Brigham City PD	0	5	23	0	0	7	16	0	0	290	341
Brigham Young University PD	0	0	1	0	0	0	0	0	16	9	26
Carbon County Sheriff	0	0	5	3	0	2	1	0	2	0	13
Centerville PD	0	1	6	32	0	6	13	0	2	375	435
Clearfield PD	0	12	37	42	9	6	55	0	11	105	277
Clinton PD	0	0	14	23	3	1	14	0	1	19	75
Daggett County Sheriff	0	0	0	1	0	0	1	0	0	1	3
Davis County Sheriff	0	0	8	73	7	2	108	0	33	70	301
Davis Metro Narcotics Strike Force	0	0	0	1	0	1	0	0	0	0	2
Draper PD	0	8	23	48	24	42	42	0	19	56	262
Duchesne County Sheriff	0	1	10	16	22	11	26	0	6	394	486
Emery County Sheriff	0	0	0	12	8	3	8	0	2	15	48
Farmington PD	1	0	15	22	0	4	11	0	2	223	278
Grantsville PD	0	9	16	8	0	1	8	0	0	69	111
Heber City PD*	0	0	4	20	7	1	5	0	3	55	95
Helper PD	0	0	2	5	0	0	4	0	0	3	14
Hurricane PD	0	10	15	16	7	0	14	0	9	92	163
Ivins City Public Safety	0	0	1	2	2	0	6	0	1	19	31
Kanab PD	0	3	4	6	7	0	11	0	3	20	54
Kaysville PD	0	3	17	19	7	2	21	0	5	29	103
Layton PD	0	27	57	51	26	8	67	1	17	82	336
Lindon PD	0	0	12	13	1	0	20	0	1	100	147
Logan PD	0	143	29	57	49	6	148	1	17	357	807
Millard County Sheriff	0	0	8	11	17	0	15	0	0	11	62
Moab PD	0	3	10	35	0	4	17	0	3	106	178
Morgan County Sheriff	0	0	0	7	0	2	0	0	5	7	21
Murray PD	5	0	26	37	37	21	20	0	37	98	281
Naples PD	0	0	1	6	0	1	2	0	0	25	35
North Ogden PD	0	0	1	4	0	3	0	0	3	13	24
North Salt Lake PD	0	4	20	22	0	1	20	0	0	375	442
Ogden City PD	0	7	176	76	249	40	77	0	0	618	1,243

\*Not all agencies submitted 6 months of data. Check this agency's “Months Submitted” data in the “Local Agency Overview” section beginning on Page 5.

## Incident Based Reporting – Group B Arrests

Agency	Bad Checks	Curfew / Loitering / Vagrancy	Disorderly Conduct	DUI	Drunkenness	Family Offenses, Nonviolent	Liquor Law Violations	Peeping Tom	Trespass	All Other Offenses	Grand Total
Parks and Recreation	0	0	6	18	0	0	31	0	1	69	125
Perry PD	0	0	1	0	0	0	2	0	0	32	35
Pleasant Grove PD	0	0	25	33	20	4	32	0	22	105	241
Price PD	1	0	44	11	0	5	12	0	24	21	118
Provo PD	3	6	52	61	17	3	66	0	56	223	487
Riverdale PD	1	0	12	18	0	3	18	0	5	178	235
Roosevelt PD	1	0	24	5	0	1	15	0	0	172	218
Roy PD	3	9	7	22	0	10	46	0	5	77	179
Salt Lake City PD	3	8	439	423	716	61	1,339	0	1,668	1,969	6,626
Sandy PD	4	16	52	30	17	14	42	1	36	115	327
Saratoga Springs PD	0	0	3	9	4	1	25	0	9	47	98
South Jordan PD	1	0	14	31	2	10	6	0	0	51	115
South Ogden PD	0	0	4	16	0	2	5	0	7	82	116
South Salt Lake PD	0	2	17	68	51	12	8	0	5	253	416
Southern Utah University PD	0	0	0	0	0	0	5	0	0	2	7
Spanish Fork PD	0	0	25	12	8	4	17	0	10	126	202
St George PD	0	23	22	41	46	3	144	0	26	247	552
Sunset PD	0	0	0	10	0	0	0	0	0	0	10
Syracuse PD	1	9	9	8	7	4	32	0	10	181	261
Taylorsville PD	0	0	27	27	29	24	6	0	11	204	328
Tooele City PD	3	22	58	60	39	2	44	2	28	226	484
Tooele County Sheriff	0	12	24	24	0	2	36	0	4	283	385
Tremonton PD	3	4	8	0	0	4	10	0	0	95	124
Uintah County Sheriff	0	26	15	61	0	4	83	0	3	507	699
Unified PD of Greater Salt Lake	1	0	154	193	113	61	246	0	117	650	1,535
Utah County Sheriff	0	3	25	66	5	3	161	0	36	131	430
Utah State University PD	0	0	3	0	3	0	6	0	0	4	16
Utah Transit Authority DPS	0	0	19	1	0	0	7	0	199	174	400
Vernal PD	2	6	28	38	0	7	110	0	2	364	557
Wasatch County Sheriff	0	0	0	0	1	0	0	0	0	1	2
Washington City PD*	0	1	0	4	3	0	9	0	0	33	50
Washington County Sheriff	0	0	2	11	6	0	12	0	0	177	208
Weber County Sheriff	0	24	23	37	0	13	26	0	15	406	544
West Bountiful PD	0	0	4	9	0	3	2	0	1	103	122
West Jordan PD	1	7	81	75	0	31	116	0	22	138	471
West Valley City PD	1	9	92	114	168	20	37	0	83	351	875
Wildlife Resources	0	0	0	5	0	0	0	0	2	30	37
Willard PD	0	0	0	0	0	0	2	0	0	10	12
Woods Cross PD	0	1	14	12	1	2	10	0	0	106	146
<b>TOTAL GROUP B ARRESTS</b>	<b>35</b>	<b>432</b>	<b>1,897</b>	<b>2,273</b>	<b>1,754</b>	<b>499</b>	<b>3,571</b>	<b>8</b>	<b>2,625</b>	<b>11,873</b>	<b>24,967</b>

\*Not all agencies submitted 6 months of data. Check this agency's "Months Submitted" data in the "Local Agency Overview" section beginning on Page 5.