



**BUREAU OF CRIMINAL  
IDENTIFICATION**

**FIREARM  
STATISTICAL  
REVIEW**

**FIRST QUARTER 2012**

---

---

# Brady Monthly Totals (12 Months)

## REGULAR FIREARM CHECKS

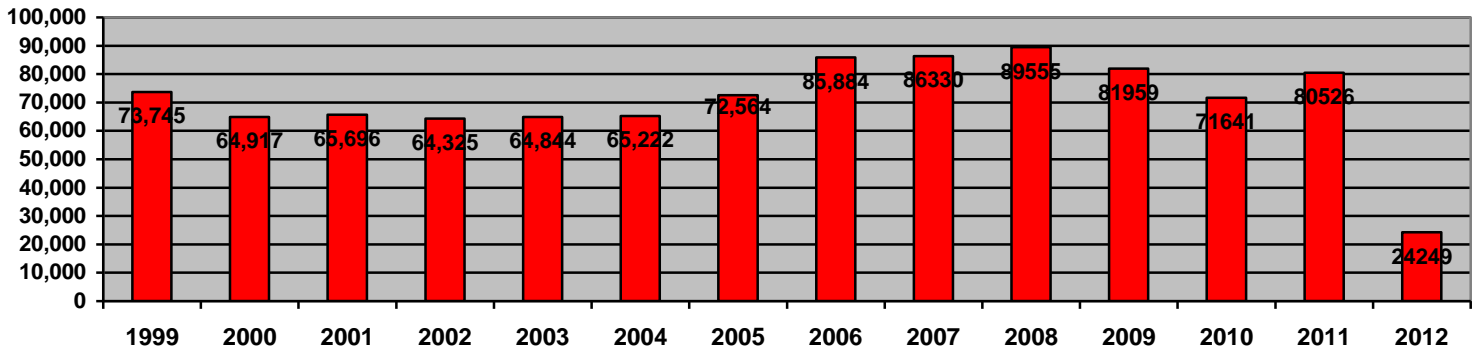
### (Not Individual Sales)

Month	Total	Denials	Denial Reasons					Denial %
			WARRANT	RECORD	*D V	*P O	*OTHER	
Mar '12	9236	209	81	38	20	22	48	2.3%
Feb '12	8515	289	102	62	36	27	62	3.4%
Jan '12	6498	193	56	41	30	21	45	3.0%
Dec '11	12,932	174	77	30	14	19	34	1.3%
Nov '11	8304	147	45	36	14	18	34	1.8%
Oct '11	6150	151	52	29	28	12	30	2.5%
Sep '11	6321	185	66	31	21	19	48	2.9%
Aug '11	5319	145	44	33	16	8	44	2.7%
Jul '11	4592	140	45	43	19	8	25	3.0%
Jun '11	5028	136	40	34	13	13	36	2.7%
May '11	5501	165	59	32	16	14	44	3.0%
Apr '11	6777	187	63	40	24	20	40	2.9%
<b>TOTALS</b>	<b>85,173</b>	<b>2121</b>	<b>730</b>	<b>449</b>	<b>251</b>	<b>201</b>	<b>490</b>	<b>2.5%</b>

\* Note D V = Domestic Violence P O = Protective Order

\* OTHER = Drug addiction, Mental Incompetent, Illegal Alien, Renounced Citizenship, Dishonorable Discharge, National Instant Check Denial (NICS)

### REGULAR FIREARM CHECKS BY YEAR



# FIREARM CHECKS BY COUNTY

## FIRST QUARTER 2012

There were 24,249 regular firearm requests to purchase or redeem weapons during the 1st quarter of 2012. 691 requests were denied. The following tables reflect transfer requests by county, and the % of checks.

COUNTY	REQUESTS	PERCENT	COUNTY	REQUESTS	PERCENT
BEAVER	178	.73%	PIUTE	0	0%
BOX ELDER	100	.41%	RICH	1	0%
CACHE	677	2.8%	SALT LAKE	5709	23.5%
CARBON	200	.82%	SAN JUAN	46	.19%
DAGGETT	0	0%	SANPETE	190	.78%
DAVIS	1251	5.2%	SEVIER	335	1.4%
DUCHESNE	105	.43%	SUMMIT	79	.33%
EMERY	52	.21%	TOOELE	824	3.4%
GARFIELD	12	.05%	UINTAH	1494	6.2%
GRAND	148	.61%	UTAH	5751	23.7%
IRON	583	2.4%	WASATCH	61	.25%
JUAB	44	.18%	WASHINGTON	1155	4.8%
KANE	50	.21%	WAYNE	52	.21%
MILLARD	229	.94%	WEBER	3908	16.1%
MORGAN	31	.13%	<b>TOTAL</b>		<b>96%</b>

- All percentages rounded
- 4.1% have no county information

## DENIALS

Month	Total	Denials	Denial Reasons					Denial %
			WARRANT	RECORD	*D V	*P O	*OTHER	
Mar '12	9236	209	81	38	20	22	48	2.3%
Feb '12	8515	289	102	62	36	27	62	3.4%
Jan '12	6498	193	56	41	30	21	45	3.0%

\*D.V.= Domestic Violence Conviction \*P.O. = Protective Order

\* OTHER = Drug addiction, Mental Incompetent, Illegal Alien, Renounce Citizenship, Dishonorable Discharge, National Instant Check Denial (NICS)

2,349 Regular Firearm Requests were pawn redemptions, of which 187 (7.96%) were denied.  
 21,900 Regular Firearm Requests were sales of new or used weapons, of which 504 (2.3%) were denied.

There were 17,782 requests for Concealed Firearm Permit Verifications for the 1<sup>st</sup> Qtr. of 2012 for the purchase of firearms.

# CONCEALED FIREARMS 1st QUARTER 2012

## OVERVIEW

359,987 Total Valid Permits as of March 31, 2012

14,986 Permits Issued 1st Quarter

4,460 Permits Renewed 1st Quarter

230 Permits Revoked 1st Quarter

211 Permits Suspended 1st Quarter

137 Applications Denied 1st Quarter

137 new concealed carry applications were denied during the 1st quarter of 2012. The applicant has the right to appeal to the Concealed Firearm Review Board, which will review the reason for denial. Approximately 15 revocation, denial, and suspension appeals are reviewed by the Concealed Firearm Review Board each quarter; the Board overturns approximately 1% after review.

A permit application may be denied for any of the following reasons:

1. Felony conviction
2. Convicted of an offense involving the use of alcohol
3. Convicted of a crime of violence
4. Convicted of any offenses involving controlled substance
5. Convicted of an offense of moral turpitude (fraud, theft, tax evasion, issuing bad checks, robbery, bribery, perjury, extortion, arson, criminal mischief, falsifying government records, forgery, receiving stolen property, burglary, vandalism, kidnapping)
6. Convicted of an offense involving domestic violence
7. Has been adjudicated as mentally incompetent
8. Is not qualified to purchase and possess a dangerous weapon or handgun pursuant to federal law
9. Cause to believe applicant may be a danger to self or others by evidence including but not restricted to:
  - A. Past pattern of behavior involving unlawful violence or threats of unlawful violence
  - B. Past participation in incidents involving unlawful violence or threats of unlawful violence
  - C. Conviction of any offense in involving weapons violations

When assessing good character the bureau may consider mitigating circumstances. Mitigating circumstances may include length of time since an offense, number of offenses, and type of offenses.

## DENIALS 1st QUARTER 2012

137 Concealed Carry Permit applications were denied during the 1st quarter of 2012. Listed below are the reasons for denial.

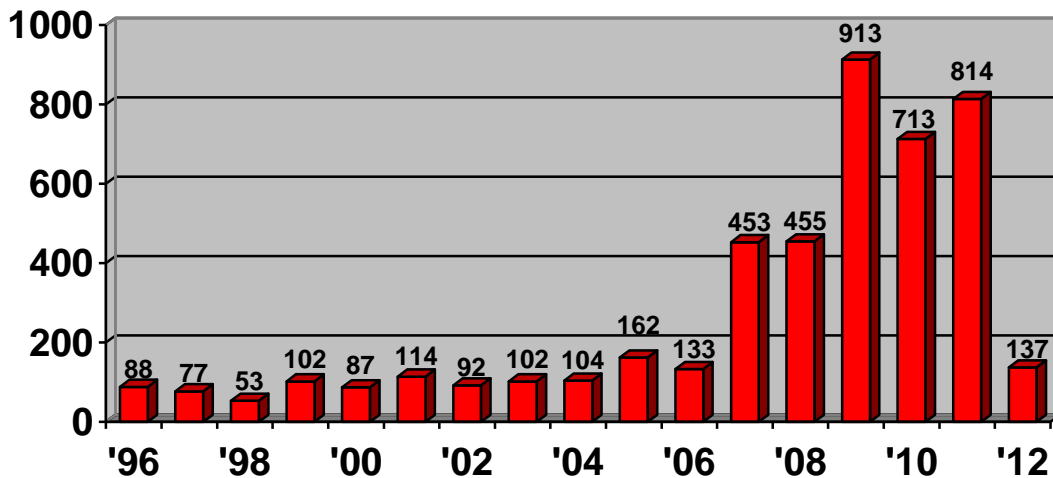
REASON	JAN '12	FEB '12	MAR '12
ALCOHOL VIOLATION	13	7	18
PROTECTIVE ORDER	3	2	2
WANTED PERSON	3	2	5
FIREARM OFFENSE	1	0	1
THREAT TO SELF/OTHERS	3	1	3
DOMESTIC VIOLENCE	7	4	6
MORAL TURPITUDE	7	10	11
CONTROLLED SUBSTANCE	3	1	3
FELONY	9	2	8
INSUFFICIENT FINGERPRINTS	0	1	0
OTHER	0	0	1
<b>TOTAL</b>	<b>49</b>	<b>30</b>	<b>58</b>

### Felonies included:

- |  |   |
|--|---|
| <ul style="list-style-type: none"> <li>Falsely Acquire Credit</li> <li>Criminal Impersonation</li> <li>Grand Theft</li> <li>Criminal Use of a Weapon</li> <li>Sexual Abuse</li> <li>Drive While License is Revoked</li> <li>Illegal Use of a Controlled Substance</li> </ul> | <ul style="list-style-type: none"> <li>Sexual Assault</li> <li>Theft</li> <li>DUI</li> <li>Arson</li> <li>Kidnapping</li> <li>Carry a Concealed Weapon</li> </ul> |
|--|---|

\*Some permit holders had multiple charges, however only the most serious charge is represented.

## DENIALS



# REVOCATIONS 1st QUARTER 2012

230 Concealed Carry Permits were revoked during the 1st quarter of 2012. Listed below are the reasons for revocation.

REASON	JAN '12	FEB '12	MAR '12
ALCOHOL VIOLATION	27	38	27
PROTECTIVE ORDER	12	24	13
WANTED PERSON	0	0	0
FIREARM OFFENSE	1	1	2
THREAT TO SELF/OTHERS	3	9	1
DOMESTIC VIOLENCE	7	3	2
MORAL TURPITUDE	7	13	6
CONTROLLED SUBSTANCE	1	8	4
FELONY	3	5	7
INSUFFICIENT FINGERPRINTS	0	0	0
OTHER	1	4	1
<b>TOTAL</b>	<b>62</b>	<b>105</b>	<b>63</b>

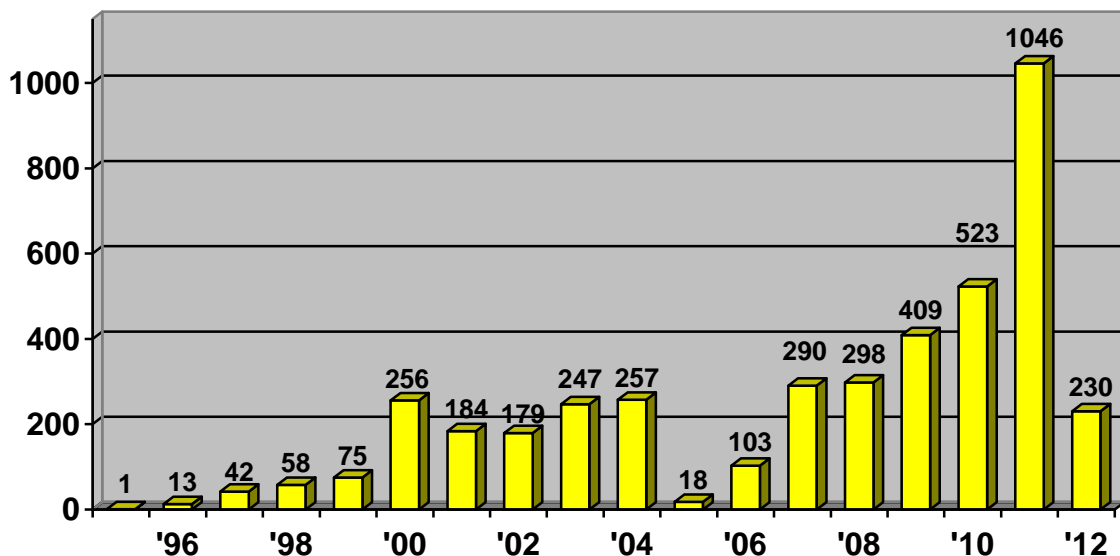
## Felonies included:

Possession of Child Porn  
Kidnapping  
Bank Fraud  
Possession of Marijuana  
Sex Exploitation of a Minor

Criminal Mischief  
Burglary  
False Bomb Report  
Possession with Intent to Distribute Drugs  
Delivery of a Controlled Substance

\*Some permit holders had multiple charges, however only the most serious charge is represented.

## REVOCATIONS



\*In February of 2000, BCI implemented a new program to ensure the integrity of the Utah Concealed Carry Permit by checking arrest records on a daily basis, this accounts for the dramatic 241.3% increase seen in 2000.

# SUSPENSIONS 1st QUARTER 2012

211 Concealed Carry Permits were suspended during the 1st quarter of 2012. Listed below are the reasons for suspension.

REASON	JAN '12	FEB '12	MAR '12
ALCOHOL VIOLATION	1	0	0
PROTECTIVE ORDER	2	1	0
WANTED PERSON	7	6	11
FIREARM OFFENSE	0	2	1
THREAT TO SELF/OTHERS	3	2	5
DOMESTIC VIOLENCE	2	15	8
MORAL TURPITUDE	0	0	1
CONTROLLED SUBSTANCE	0	0	0
FELONY	12	14	8
INSUFFICIENT FINGERPRINTS	25	36	45
OTHER	4	0	0
<b>TOTAL</b>	<b>56</b>	<b>76</b>	<b>79</b>

## Felonies included:

- |   |  |
|---|--|
| <ul style="list-style-type: none"> <li>Theft</li> <li>Abuse of Disabled</li> <li>Possession of a Weapon by a Restricted Person</li> <li>Possession of a Controlled Substance</li> <li>Aggravated Sexual Assault of a Child</li> <li>Money Laundering</li> <li>Aggravated Sexual Battery</li> <li>Attempted Sex Exploitation of a Minor</li> </ul> | <ul style="list-style-type: none"> <li>Deliver/Sell Opium</li> <li>Forgery of a Prescription</li> <li>Assault with Great Bodily Injury</li> <li>Reckless Incendiary Device</li> <li>Aggravated Assault</li> <li>Unlawful Sex Acts with a Minor</li> <li>Forgery</li> <li>Unlawfully Taking Wildlife</li> </ul> |
|---|--|

\*Some permit holders had multiple charges, however only the most serious charge is represented.

## SUSPENSIONS

