



**BUREAU OF CRIMINAL
IDENTIFICATION**

**FIREARM
STATISTICAL
REVIEW**

SECOND QUARTER 2012

Brady Monthly Totals (12 Months)

REGULAR FIREARM CHECKS

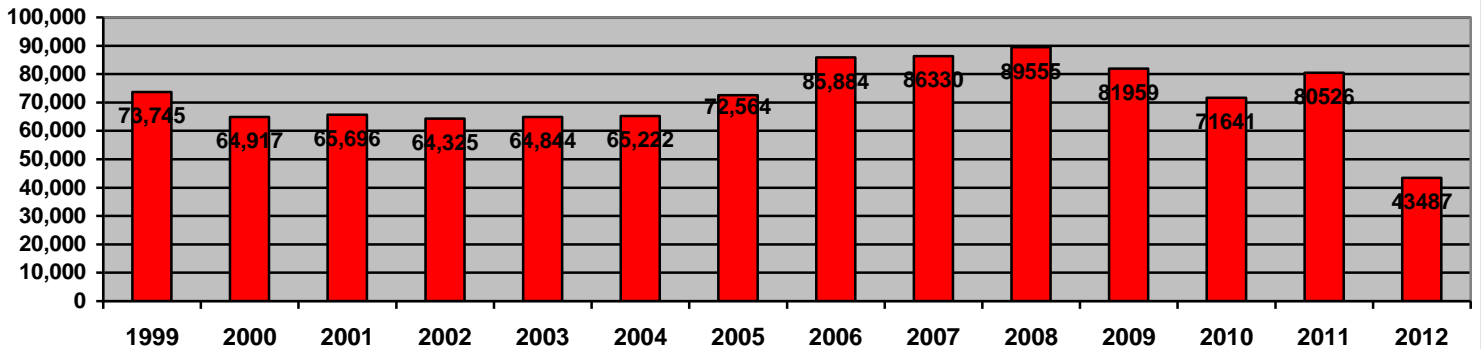
(Not Individual Sales)

Month	Total	Denials	Denial Reasons					Denial %
			WARRANT	RECORD	*D V	*P O	*OTHER	
Jun '12	6048	144	47	32	14	11	40	2.4%
May '12	6204	168	61	32	25	19	31	2.7%
Apr '12	6986	169	45	49	12	20	43	2.4%
Mar '12	9236	209	81	38	20	22	48	2.3%
Feb '12	8515	289	102	62	36	27	62	3.4%
Jan '12	6498	193	56	41	30	21	45	3.0%
Dec '11	12,932	174	77	30	14	19	34	1.3%
Nov '11	8304	147	45	36	14	18	34	1.8%
Oct '11	6150	151	52	29	28	12	30	2.5%
Sep '11	6321	185	66	31	21	19	48	2.9%
Aug '11	5319	145	44	33	16	8	44	2.7%
Jul '11	4592	140	45	43	19	8	25	3.0%
TOTALS	87,105	2114	721	456	249	204	484	2.4%

* Note D V = Domestic Violence P O = Protective Order

* OTHER = Drug addiction, Mental Incompetent, Illegal Alien, Renounced Citizenship, Dishonorable Discharge, National Instant Check Denial (NICS)

REGULAR FIREARM CHECKS BY YEAR



FIREARM CHECKS BY COUNTY

SECOND QUARTER 2012

There were 19,238 regular firearm requests to purchase or redeem weapons during the 2nd quarter of 2012. 481 requests were denied. The following tables reflect transfer requests by county, and the % of checks.

COUNTY	REQUESTS	PERCENT	COUNTY	REQUESTS	PERCENT
BEAVER	151	.78%	PIUTE	0	0%
BOX ELDER	88	.46%	RICH	2	.01%
CACHE	650	3.4%	SALT LAKE	4328	22.5%
CARBON	158	.82%	SAN JUAN	27	.14%
DAGGETT	0	0%	SANPETE	136	.71%
DAVIS	855	4.4%	SEVIER	308	1.6%
DUCHESNE	208	1.1%	SUMMIT	124	.64%
EMERY	54	.28%	TOOELE	632	3.3%
GARFIELD	5	.03%	UINTAH	1405	7.3%
GRAND	151	.78%	UTAH	4444	23.1%
IRON	527	2.7%	WASATCH	69	.36%
JUAB	18	.09%	WASHINGTON	900	4.7%
KANE	44	.23%	WAYNE	31	.16%
MILLARD	151	.78%	WEBER	2969	15.4%
MORGAN	21	.11%	TOTAL		95.9%

- All percentages rounded
- 4.1% have no county information

DENIALS

Month	Total	Denials	Denial Reasons					Denial %
			WARRANT	RECORD	*D V	*P O	*OTHER	
Jun '12	6048	144	47	32	25	11	40	2.4%
May '12	6204	168	61	32	25	19	31	2.7%
Apr '12	6986	169	45	49	12	20	43	2.4%

*D.V.= Domestic Violence Conviction *P.O. = Protective Order

* OTHER = Drug addiction, Mental Incompetent, Illegal Alien, Renounce Citizenship, Dishonorable Discharge, National Instant Check Denial (NICS)

1,742 Regular Firearm Requests were pawn redemptions, of which 131 (7.5%) were denied.
 17,496 Regular Firearm Requests were sales of new or used weapons, of which 350 (2.0%) were denied.

There were 14,785 requests for Concealed Firearm Permit Verifications for the 2nd Qtr. of 2012 for the purchase of firearms.

CONCEALED FIREARMS 2nd QUARTER 2012

OVERVIEW

380,036 Total Valid Permits as of June 30, 2012
23,187 Permits Issued 2nd Quarter
4,590 Permits Renewed 2nd Quarter
103 Permits Revoked 2nd Quarter
436 Permits Suspended 2nd Quarter
182 Applications Denied 2nd Quarter

182 new concealed carry applications were denied during the 2nd quarter of 2012. The applicant has the right to appeal to the Concealed Firearm Review Board, which will review the reason for denial. Approximately 15 revocation, denial, and suspension appeals are reviewed by the Concealed Firearm Review Board each quarter; the Board overturns approximately 1% after review.

A permit application may be denied for any of the following reasons:

1. Felony conviction
2. Convicted of an offense involving the use of alcohol
3. Convicted of a crime of violence
4. Convicted of any offenses involving controlled substance
5. Convicted of an offense of moral turpitude (fraud, theft, tax evasion, issuing bad checks, robbery, bribery, perjury, extortion, arson, criminal mischief, falsifying government records, forgery, receiving stolen property, burglary, vandalism, kidnapping)
6. Convicted of an offense involving domestic violence
7. Has been adjudicated as mentally incompetent
8. Is not qualified to purchase and possess a dangerous weapon or handgun pursuant to federal law
9. Cause to believe applicant may be a danger to self or others by evidence including but not restricted to:
 - A. Past pattern of behavior involving unlawful violence or threats of unlawful violence
 - B. Past participation in incidents involving unlawful violence or threats of unlawful violence
 - C. Conviction of any offense in involving weapons violations

When assessing good character the bureau may consider mitigating circumstances. Mitigating circumstances may include length of time since an offense, number of offenses, and type of offenses.

DENIALS 2nd QUARTER 2012

182 Concealed Carry Permit applications were denied during the 2nd quarter of 2012. Listed below are the reasons for denial.

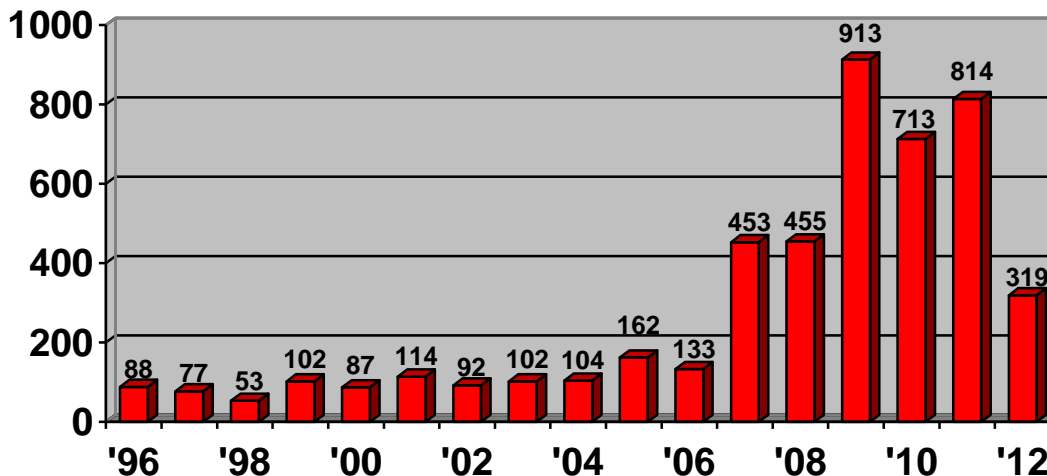
REASON	APR '12	MAY '12	JUN '12
ALCOHOL VIOLATION	21	18	11
PROTECTIVE ORDER	1	3	3
WANTED PERSON	6	3	4
FIREARM OFFENSE	2	0	1
THREAT TO SELF/OTHERS	2	3	0
DOMESTIC VIOLENCE	11	11	4
MORAL TURPITUDE	10	16	9
CONTROLLED SUBSTANCE	4	2	5
FELONY	11	7	10
INSUFFICIENT FINGERPRINTS	0	0	0
OTHER	0	3	1
TOTAL	68	66	48

Felonies included:

- | | |
|---|---|
| <ul style="list-style-type: none"> Trespassing Aggravated Assault Grand Larceny Delivery of Cocaine Domestic Violence Mail Fraud Illegal Use of a Controlled Substance | <ul style="list-style-type: none"> Forgery Theft DUI Burglary Murder Grand Theft Auto |
|---|---|

*Some permit holders had multiple charges, however only the most serious charge is represented.

DENIALS



REVOCATIONS 2nd QUARTER 2012

103 Concealed Carry Permits were revoked during the 2nd quarter of 2012. Listed below are the reasons for revocation.

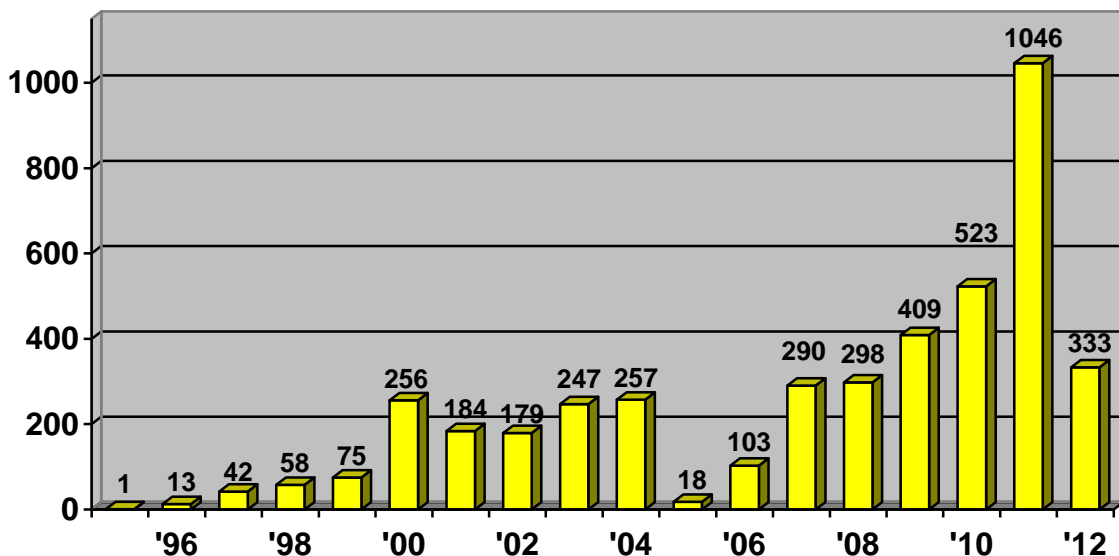
REASON	APR '12	MAY '12	JUN '12
ALCOHOL VIOLATION	19	22	0
PROTECTIVE ORDER	1	2	1
WANTED PERSON	1	0	0
FIREARM OFFENSE	2	0	0
THREAT TO SELF/OTHERS	6	4	0
DOMESTIC VIOLENCE	3	3	1
MORAL TURPITUDE	3	6	0
CONTROLLED SUBSTANCE	9	3	1
FELONY	5	1	5
INSUFFICIENT FINGERPRINTS	0	0	0
OTHER	3	0	2
TOTAL	52	41	10

Felonies included:

Burglary	Unlawful Use of a Weapon
Assault with a Deadly Weapon	Burglary
Aggravated Assault	Evading
Deal in Material that is Harmful to a Minor	Possession of a Controlled Substance
Possession with intent to Distribute Control Sub	Delivery of a Controlled Substance

*Some permit holders had multiple charges, however only the most serious charge is represented.

REVOCATIONS



*In February of 2000, BCI implemented a new program to ensure the integrity of the Utah Concealed Carry Permit by checking arrest records on a daily basis, this accounts for the dramatic 241.3% increase seen in 2000.

SUSPENSIONS 2nd QUARTER 2012

436 Concealed Carry Permits were suspended during the 2nd quarter of 2012. Listed below are the reasons for suspension.

REASON	APR '12	MAY '12	JUN '12
ALCOHOL VIOLATION	0	9	31
PROTECTIVE ORDER	0	1	1
WANTED PERSON	5	15	0
FIREARM OFFENSE	0	1	0
THREAT TO SELF/OTHERS	1	1	4
DOMESTIC VIOLENCE	0	0	0
MORAL TURPITUDE	0	4	5
CONTROLLED SUBSTANCE	0	2	6
FELONY	9	11	16
INSUFFICIENT FINGERPRINTS	34	52	227
OTHER	0	1	0
TOTAL	49	97	290

Felonies included:

<ul style="list-style-type: none"> Theft Attempted Aggravated Murder Possession of a Weapon by a Restricted Person Possession of a Controlled Substance Possession of Drug Paraphernalia Evading Fail to Obey Peace Officer Sex Abuse of a Child 	<ul style="list-style-type: none"> False/Fraudulent Insurance Aggravated Sexual Abuse of a Child Possession of Meth Burglary Aggravated Assault Retail Theft Alter Prescription of a Controlled Substance Unlawful Use of a Weapon
--	--

*Some permit holders had multiple charges, however only the most serious charge is represented.

SUSPENSIONS

