



**BUREAU OF CRIMINAL
IDENTIFICATION**

**FIREARM
STATISTICAL
REVIEW**

FIRST QUARTER 2013

Brady Monthly Totals (12 Months)

REGULAR FIREARM CHECKS

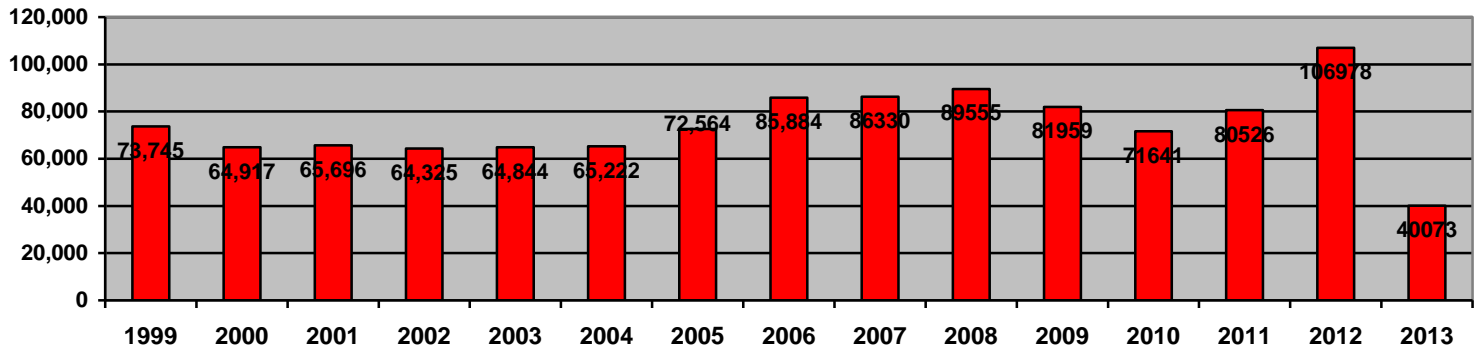
(Not Individual Sales)

Month	Total	Denials	Denial Reasons					Denial %
			WARRANT	RECORD	*D V	*P O	*OTHER	
Mar '13	11,732	140	61	22	2	10	45	1.2%
Feb '13	13,197	182	77	47	4	16	38	1.4%
Jan '13	15,144	128	56	33	3	8	28	0.85%
Dec '12	23,227	256	108	48	15	35	50	1.1%
Nov '12	13,244	157	77	34	8	7	31	1.2%
Oct '12	7579	146	58	33	8	13	34	1.9%
Sep '12	7266	119	49	34	5	8	23	1.6%
Aug '12	6700	114	40	27	8	17	22	1.7%
Jul '12	5475	117	38	19	11	12	37	2.1%
Jun '12	6048	144	47	32	14	11	40	2.4%
May '12	6204	168	61	32	25	19	31	2.7%
Apr '12	6986	169	45	49	12	20	43	2.4%
TOTALS	122,802	1840	717	410	115	176	422	1.5%

* Note D V = Domestic Violence P O = Protective Order

* OTHER = Drug addiction, Mental Incompetent, Illegal Alien, Renounced Citizenship, Dishonorable Discharge, National Instant Check Denial (NICS)

REGULAR FIREARM CHECKS BY YEAR



FIREARM CHECKS BY COUNTY

FIRST QUARTER 2013

There were 40,073 regular firearm requests to purchase or redeem weapons during the 1st quarter of 2013. 450 requests were denied. The following tables reflect transfer requests by county, and the % of checks.

COUNTY	REQUESTS	PERCENT	COUNTY	REQUESTS	PERCENT
BEAVER	319	.80%	PIUTE	0	0%
BOX ELDER	122	.30%	RICH	5	.01%
CACHE	936	2.3%	SALT LAKE	10794	26.94%
CARBON	230	.57%	SAN JUAN	88	.22%
DAGGETT	0	0%	SANPETE	320	.80%
DAVIS	2018	5.0%	SEVIER	519	1.3%
DUCHESNE	243	.61%	SUMMIT	239	.60%
EMERY	71	.18%	TOOELE	1068	2.7%
GARFIELD	12	.03%	UINTAH	2198	5.5%
GRAND	181	.45%	UTAH	8898	22.2%
IRON	970	2.4%	WASATCH	177	.44%
JUAB	73	.18%	WASHINGTON	2011	5.0%
KANE	74	.18%	WAYNE	151	.38%
MILLARD	304	.76%	WEBER	6296	15.7%
MORGAN	30	.07%	TOTAL		95.62%

- All percentages rounded
- 4.3% have no county information

DENIALS

Month	Total	Denials	Denial Reasons					Denial %
			WARRANT	RECORD	*D V	*P O	*OTHER	
Mar '13	11,732	140	61	22	2	10	45	1.2%
Feb '13	13,197	182	77	47	4	16	38	1.4%
Jan '13	15,144	128	56	33	3	8	28	.85%

*D.V.= Domestic Violence Conviction *P.O. = Protective Order

* OTHER = Drug addiction, Mental Incompetent, Illegal Alien, Renounce Citizenship, Dishonorable Discharge, National Instant Check Denial (NICS)

2,217 Regular Firearm Requests were pawn redemptions, of which 94 (4.2%) were denied.
 37,856 Regular Firearm Requests were sales of new or used weapons, of which 356 (.94%) were denied.

There were 31,392 requests for Concealed Firearm Permit Verifications for the 1st Qtr. of 2013 for the purchase or redemption of firearms.

CONCEALED FIREARMS 1st QUARTER 2013

OVERVIEW

442,412 Total Valid Permits as of March 31, 2013
32,439 Permits Issued 1st Quarter
6,819 Permits Renewed 1st Quarter
104 Permits Revoked 1st Quarter
177 Permits Suspended 1st Quarter
254 Applications Denied 1st Quarter

254 new concealed carry applications or concealed firearm permits were denied, revoked or suspended during the 1st quarter of 2013. The applicant has the right to appeal to the Concealed Firearm Review Board, which will review the reason for denial. Approximately 15 revocation, denial, and suspension appeals are reviewed by the Concealed Firearm Review Board each quarter; the Board overturns approximately 1% after review.

A permit application may be denied for any of the following reasons:

1. Felony conviction
2. Convicted of an offense involving the use of alcohol
3. Convicted of a crime of violence
4. Convicted of any offenses involving controlled substance
5. Convicted of an offense of moral turpitude (fraud, theft, tax evasion, issuing bad checks, robbery, bribery, perjury, extortion, arson, criminal mischief, falsifying government records, forgery, receiving stolen property, burglary, vandalism, kidnapping)
6. Convicted of an offense involving domestic violence
7. Has been adjudicated as mentally incompetent
8. Is not qualified to purchase and possess a dangerous weapon or handgun pursuant to federal or Utah state law
9. Cause to believe applicant may be a danger to self or others by evidence including but not restricted to:
 - A. Past pattern of behavior involving unlawful violence or threats of unlawful violence
 - B. Past participation in incidents involving unlawful violence or threats of unlawful violence
 - C. Conviction of any offense in involving weapons violations

When assessing good character the bureau may consider mitigating circumstances. Mitigating circumstances may include length of time since an offense, number of offenses, and type of offenses.

DENIALS 1st QUARTER 2013

254 Concealed Carry Permit applications were denied during the 1st quarter of 2013. Listed below are the reasons for denial.

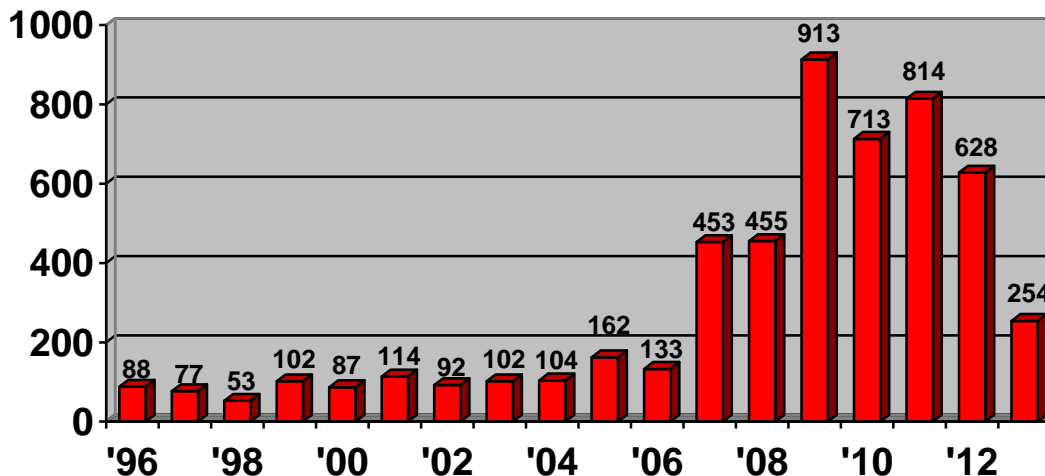
REASON	JAN '13	FEB '13	MAR '13
ALCOHOL VIOLATION	20	26	32
PROTECTIVE ORDER	6	7	8
WANTED PERSON	10	2	4
FIREARM OFFENSE	2	2	3
THREAT TO SELF/OTHERS	4	1	2
DOMESTIC VIOLENCE	7	11	12
MORAL TURPITUDE	10	16	14
CONTROLLED SUBSTANCE	6	5	6
FELONY	11	15	6
INSUFFICIENT FINGERPRINTS	0	0	0
OTHER	1	3	2
TOTAL	77	88	89

Felonies included:

- | | |
|---|--|
| <ul style="list-style-type: none"> Theft Sexual Battery Armed Robbery Possession of Stolen Property Distribution of Cocaine Attempted Sexual about of a Child Kidnapping | <ul style="list-style-type: none"> Possession of Heroin Assault Unlawful Use of a Weapon Burglary Rape Molest Children |
|---|--|

*Some permit holders had multiple charges, however only the most serious charge is represented.

DENIALS



REVOCATIONS 1st QUARTER 2013

104 Concealed Carry Permits were revoked during the 1st quarter of 2013. Listed below are the reasons for revocation.

REASON	JAN '13	FEB '13	MAR '13
ALCOHOL VIOLATION	25	19	11
PROTECTIVE ORDER	0	2	4
WANTED PERSON	1	0	0
FIREARM OFFENSE	1	2	0
THREAT TO SELF/OTHERS	6	2	2
DOMESTIC VIOLENCE	2	1	0
MORAL TURPITUDE	10	5	4
CONTROLLED SUBSTANCE	0	2	1
FELONY	1	2	0
INSUFFICIENT FINGERPRINTS	0	0	0
OTHER	0	0	1
TOTAL	46	35	23

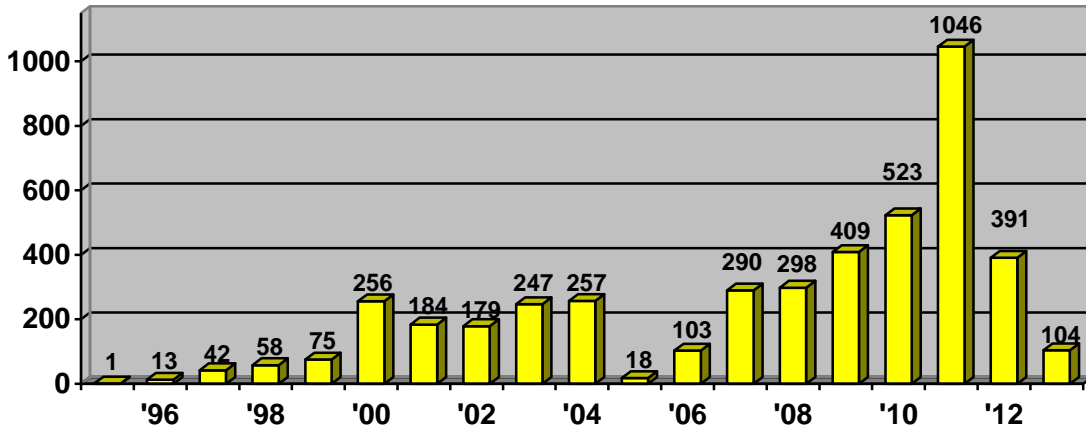
Felonies included:

Manufacture Firebomb
Aggravated Sexual Abuse of a Child

Burglary

*Some permit holders had multiple charges, however only the most serious charge is represented.

REVOCATIONS



*In February of 2000, BCI implemented a new program to ensure the integrity of the Utah Concealed Carry Permit by checking arrest records on a daily basis, this accounts for the dramatic 241.3% increase seen in 2000.

SUSPENSIONS 1st QUARTER 2013

177 Concealed Carry Permits were suspended during the 1st quarter of 2013. Listed below are the reasons for suspension.

REASON	JAN '13	FEB '13	MAR '13
ALCOHOL VIOLATION	8	9	4
PROTECTIVE ORDER	2	0	0
WANTED PERSON	0	4	1
FIREARM OFFENSE	0	2	0
THREAT TO SELF/OTHERS	3	2	5
DOMESTIC VIOLENCE	1	0	0
MORAL TURPITUDE	5	5	6
CONTROLLED SUBSTANCE	7	1	1
FELONY	14	2	10
INSUFFICIENT FINGERPRINTS	52	11	21
OTHER	0	0	1
TOTAL	92	36	49

Felonies included:

Sexual Exploitation of a Minor
 Communications Fraud
 Illegal Sale of a Firearm
 Aggravated Assault
 Burglary
 Fondling
 Securities Fraud
 Theft

Criminal Mischief
 False Evidence of Title
 Issue Bad Check
 Assault by a Prisoner
 Object Rape
 Unlawful Sexual Activity with a Minor
 Forcible Sodomy
 Rape of a Child

*Some permit holders had multiple charges, however only the most serious charge is represented.

SUSPENSIONS

