



**BUREAU OF CRIMINAL
IDENTIFICATION**

**FIREARM
STATISTICAL
REVIEW**

SECOND QUARTER 2013

Brady Monthly Totals (12 Months)

REGULAR FIREARM CHECKS

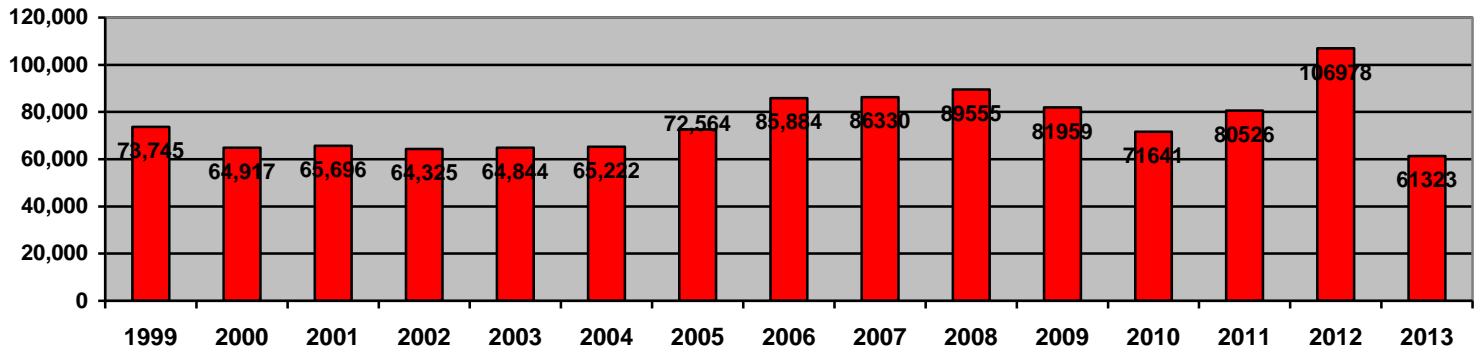
(Not Individual Sales)

Month	Total	Denials	Denial Reasons				Denial %	
			WARRANT	RECORD	*D V	*P O		*OTHER
Jun '13	5865	88	42	14	0	6	26	1.5%
May '13	6754	109	42	28	4	10	25	1.6%
Apr '13	8631	124	54	24	7	11	28	1.4%
Mar '13	11,732	140	61	22	2	10	45	1.2%
Feb '13	13,197	182	77	47	4	16	38	1.4%
Jan '13	15,144	128	56	33	3	8	28	0.85%
Dec '12	23,227	256	108	48	15	35	50	1.1%
Nov '12	13,244	157	77	34	8	7	31	1.2%
Oct '12	7579	146	58	33	8	13	34	1.9%
Sep '12	7266	119	49	34	5	8	23	1.6%
Aug '12	6700	114	40	27	8	17	22	1.7%
Jul '12	5475	117	38	19	11	12	37	2.1%
TOTALS	124,814	1680	702	363	75	153	387	1.3%

* Note D V = Domestic Violence P O = Protective Order

* OTHER = Drug addiction, Mental Incompetent, Illegal Alien, Renounced Citizenship, Dishonorable Discharge, National Instant Check Denial (NICS)

REGULAR FIREARM CHECKS BY YEAR



FIREARM CHECKS BY COUNTY

SECOND QUARTER 2013

There were 21,250 regular firearm requests to purchase or redeem weapons during the 2nd quarter of 2013. 321 requests were denied. The following tables reflect transfer requests by county, and the % of checks.

COUNTY	REQUESTS	PERCENT	COUNTY	REQUESTS	PERCENT
BEAVER	191	.90%	PIUTE	0	0%
BOX ELDER	108	.51%	RICH	6	.03%
CACHE	603	2.8%	SALT LAKE	5570	26.2%
CARBON	132	.62%	SAN JUAN	28	.13%
DAGGETT	0	0%	SANPETE	174	.82%
DAVIS	794	3.7%	SEVIER	308	1.4%
DUCHESNE	217	1.0%	SUMMIT	142	.67%
EMERY	56	.26%	TOOELE	562	2.6%
GARFIELD	16	.07%	UINTAH	1145	5.4%
GRAND	98	.46%	UTAH	4640	21.8%
IRON	596	2.8%	WASATCH	79	.37%
JUAB	42	.20%	WASHINGTON	1183	5.6%
KANE	58	.27%	WAYNE	101	.47%
MILLARD	182	.86%	WEBER	3224	15.2%
MORGAN	35	.16%	TOTAL		95.3%

- All percentages rounded
- 4.5% have no county information

DENIALS

Month	Total	Denials	Denial Reasons					Denial %
			WARRANT	RECORD	*D V	*P O	*OTHER	
Jun '13	5865	88	42	14	0	6	26	1.5%
May '13	6754	109	42	28	4	10	25	1.6%
Apr '13	8631	124	54	24	7	11	28	1.4%

*D.V.= Domestic Violence Conviction *P.O. = Protective Order

* OTHER = Drug addiction, Mental Incompetent, Illegal Alien, Renounce Citizenship, Dishonorable Discharge, National Instant Check Denial (NICS)

1,697 Regular Firearm Requests were pawn redemptions, of which 98 (5.8%) were denied.
 19,553 Regular Firearm Requests were sales of new or used weapons, of which 223 (1.1%) were denied.

There were 19,141 requests for Concealed Firearm Permit Verifications for the 2nd Qtr. of 2013 for the purchase or redemption of firearms.

CONCEALED FIREARMS 2nd QUARTER 2013

OVERVIEW

487,409 Total Valid Permits as of June 30, 2013
49,329 Permits Issued 2nd Quarter
10,055 Permits Renewed 2nd Quarter
77 Permits Revoked 2nd Quarter
243 Permits Suspended 2nd Quarter
365 Applications Denied 2nd Quarter

365 new concealed carry applications or concealed firearm permits were denied, revoked or suspended during the 2nd quarter of 2013. The applicant has the right to appeal to the Concealed Firearm Review Board, which will review the reason for denial. Approximately 15 revocation, denial, and suspension appeals are reviewed by the Concealed Firearm Review Board each quarter; the Board overturns approximately 1% after review.

A permit application may be denied for any of the following reasons:

1. Felony conviction
2. Convicted of an offense involving the use of alcohol
3. Convicted of a crime of violence
4. Convicted of any offenses involving controlled substance
5. Convicted of an offense of moral turpitude (fraud, theft, tax evasion, issuing bad checks, robbery, bribery, perjury, extortion, arson, criminal mischief, falsifying government records, forgery, receiving stolen property, burglary, vandalism, kidnapping)
6. Convicted of an offense involving domestic violence
7. Has been adjudicated as mentally incompetent
8. Is not qualified to purchase and possess a dangerous weapon or handgun pursuant to federal or Utah state law
9. Cause to believe applicant may be a danger to self or others by evidence including but not restricted to:
 - A. Past pattern of behavior involving unlawful violence or threats of unlawful violence
 - B. Past participation in incidents involving unlawful violence or threats of unlawful violence
 - C. Conviction of any offense in involving weapons violations

When assessing good character the bureau may consider mitigating circumstances. Mitigating circumstances may include length of time since an offense, number of offenses, and type of offenses.

DENIALS 2nd QUARTER 2013

365 Concealed Carry Permit applications were denied during the 2nd quarter of 2013. Listed below are the reasons for denial.

REASON	APR '13	MAY '13	JUN '13
ALCOHOL VIOLATION	38	41	26
PROTECTIVE ORDER	10	6	6
WANTED PERSON	7	12	13
FIREARM OFFENSE	3	1	4
THREAT TO SELF/OTHERS	4	3	4
DOMESTIC VIOLENCE	15	12	7
MORAL TURPITUDE	24	15	23
CONTROLLED SUBSTANCE	13	9	6
FELONY	22	18	9
INSUFFICIENT FINGERPRINTS	0	0	0
OTHER	6	4	4
TOTAL	142	121	102

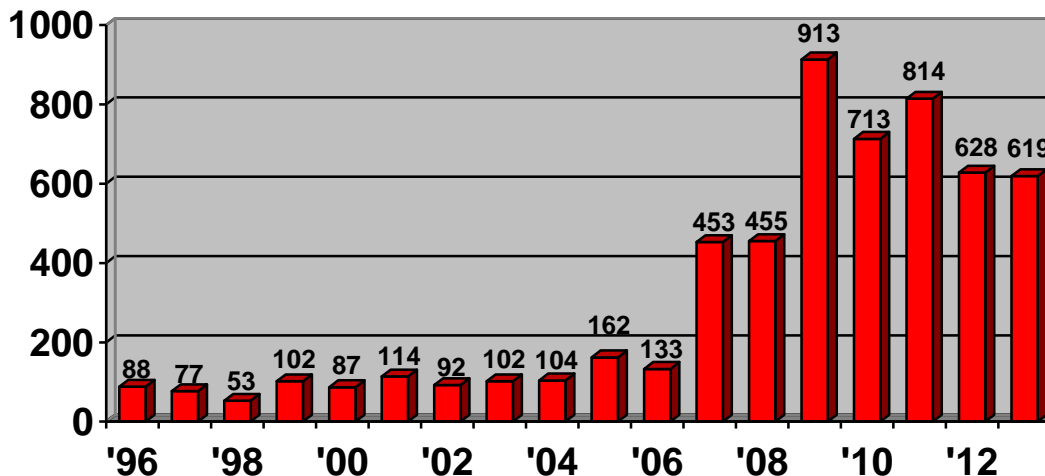
Felonies included:

Theft
 Sex Abuse
 Reckless Homicide
 Fondling of a Child
 Possession of Cocaine
 Production of Cannabis
 Grand Larceny

Sale of Controlled Substance
 Malicious Mischief
 Sell Dangerous Weapon
 Aggravated Burglary
 Sex Abuse of a Child
 Aggravated Assault

*Some permit holders had multiple charges, however only the most serious charge is represented.

DENIALS



REVOCATIONS 2nd QUARTER 2013

77 Concealed Carry Permits were revoked during the 2nd quarter of 2013. Listed below are the reasons for revocation.

REASON	APR '13	MAY '13	JUN '13
ALCOHOL VIOLATION	18	10	9
PROTECTIVE ORDER	3	1	0
WANTED PERSON	0	0	0
FIREARM OFFENSE	0	1	2
THREAT TO SELF/OTHERS	2	1	3
DOMESTIC VIOLENCE	3	1	1
MORAL TURPITUDE	2	3	5
CONTROLLED SUBSTANCE	1	3	2
FELONY	2	2	2
INSUFFICIENT FINGERPRINTS	0	0	0
OTHER	0	0	0
TOTAL	31	22	24

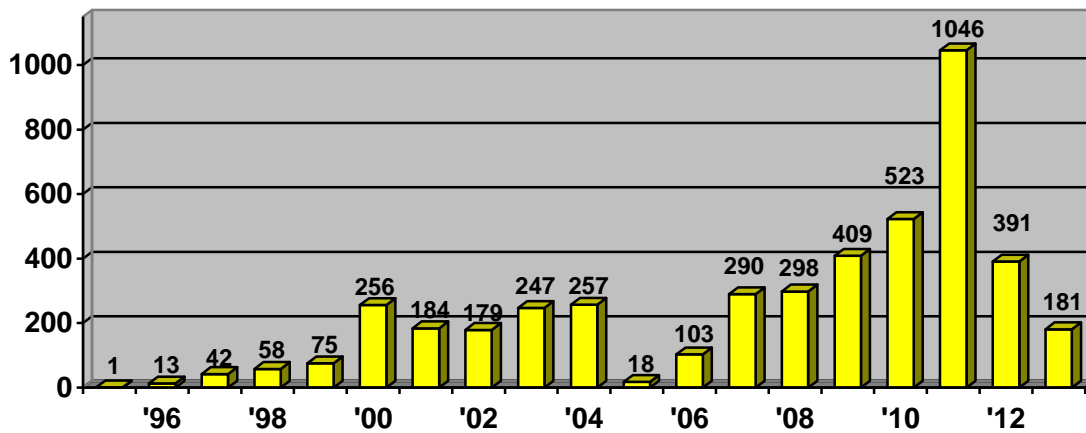
Felonies included:

Obstruct Justice
 Aggravated Sex Abuse of a Child
 Tax Fraud

Possession of Cannabis
 Criminal Possession of a Weapon
 Attempted Extortion

*Some permit holders had multiple charges, however only the most serious charge is represented.

REVOCATIONS



*In February of 2000, BCI implemented a new program to ensure the integrity of the Utah Concealed Carry Permit by checking arrest records on a daily basis, this accounts for the dramatic 241.3% increase seen in 2000.

SUSPENSIONS 2nd QUARTER 2013

243 Concealed Carry Permits were suspended during the 2nd quarter of 2013. Listed below are the reasons for suspension.

REASON	APR '13	MAY '13	JUN '13
ALCOHOL VIOLATION	3	6	6
PROTECTIVE ORDER	1	0	4
WANTED PERSON	11	31	11
FIREARM OFFENSE	1	0	0
THREAT TO SELF/OTHERS	2	2	3
DOMESTIC VIOLENCE	1	0	0
MORAL TURPITUDE	8	11	11
CONTROLLED SUBSTANCE	7	5	10
FELONY	23	25	16
INSUFFICIENT FINGERPRINTS	7	24	6
OTHER	1	4	3
TOTAL	65	108	70

Felonies included:

Falsely Obtain Prescription
 Possession of a Controlled Substance
 Aggravated Sex Abuse of a Child
 Kidnapping
 Exploitation of Disabled
 Fraud
 Forgery
 Burglary

Aggravated Assault
 Breaking and Entering
 Unlawful Use of a Firearm
 Aggravated Robbery
 Murder
 Sex Exploitation of a Minor
 Wanton Destruction of Wildlife
 Communications Fraud

*Some permit holders had multiple charges, however only the most serious charge is represented.

SUSPENSIONS

