



**BUREAU OF CRIMINAL
IDENTIFICATION**

**FIREARM
STATISTICAL
REVIEW**

THIRD QUARTER 2014

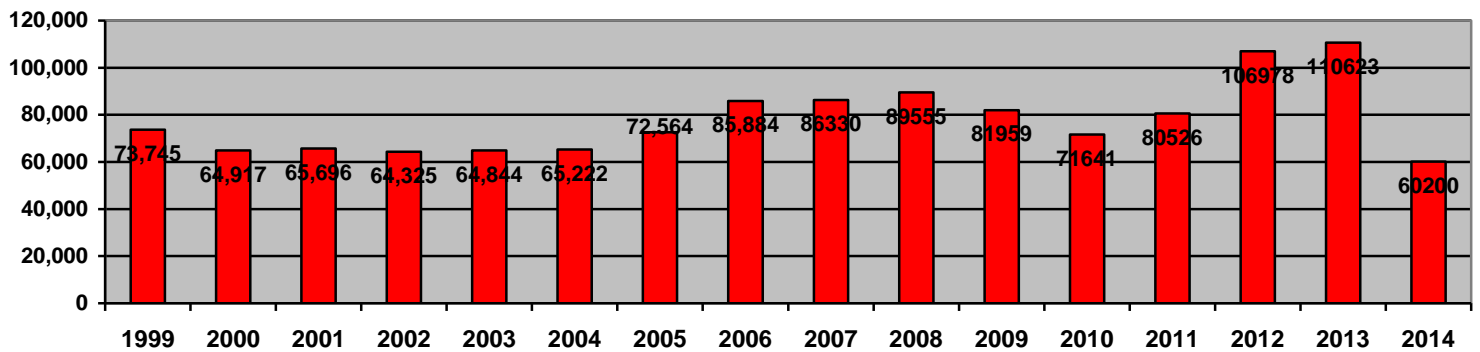
Brady Monthly Totals (12 Months) REGULAR FIREARM CHECKS (Not Individual Sales)

Month	Total	Denials	Denial Reasons					Denial %
			WARRANT	RECORD	*D V	*P O	*OTHER	
Sep '14	7207	175	57	51	11	13	43	2.4%
Aug '14	6393	110	31	33	4	14	28	1.7%
Jul '14	5229	97	34	20	8	14	21	1.9%
Jun '14	5553	133	43	33	7	10	40	2.4%
May '14	6069	150	47	36	8	20	39	2.5%
Apr '14	6417	157	40	41	9	23	44	2.4%
Mar '14	8085	161	46	53	4	19	39	2.0%
Feb '14	8748	212	70	55	18	20	49	2.4%
Jan '14	6499	155	43	29	21	20	42	2.4%
Dec '13	13265	197	68	48	13	24	44	1.5%
Nov '13	9982	134	61	26	1	11	35	1.3%
Oct '13	7162	139	64	25	15	13	22	1.9%
TOTALS	90,609	1820	604	450	119	201	446	2.0%

* Note D V = Domestic Violence P O = Protective Order

* OTHER = Drug addiction, Mental Incompetent, Illegal Alien, Renounced Citizenship, Dishonorable Discharge, National Instant Check Denial (NICS)

REGULAR FIREARM CHECKS BY YEAR



FIREARM CHECKS BY COUNTY

THIRD QUARTER 2014

There were 18,829 regular firearm requests to purchase or redeem weapons during the 3rd quarter of 2014. 382 requests were denied. The following tables reflect transfer requests by county, and the % of checks.

COUNTY	REQUESTS	PERCENT	COUNTY	REQUESTS	PERCENT
BEAVER	211	1.12%	PIUTE	0	0%
BOX ELDER	59	.31%	RICH	13	.07%
CACHE	591	3.14%	SALT LAKE	5288	28.08%
CARBON	158	.84%	SAN JUAN	38	.20%
DAGGETT	0	0%	SANPETE	105	.56%
DAVIS	301	1.6%	SEVIER	289	1.54%
DUCHESNE	129	.69%	SUMMIT	150	.80%
EMERY	39	.21%	TOOELE	480	2.55%
GARFIELD	11	.06%	UINTAH	1046	5.56%
GRAND	116	.62%	UTAH	4018	21.34%
IRON	586	3.11%	WASATCH	49	.26%
JUAB	84	.45%	WASHINGTON	1259	6.69%
KANE	43	.23%	WAYNE	109	.58%
MILLARD	116	.62%	WEBER	2383	12.66%
MORGAN	110	.58%	TOTAL		94.47%

- All percentages rounded
- 5.6% have no county information

DENIALS

Month	Total	Denials	Denial Reasons					Denial %
			WARRANT	RECORD	*D V	*P O	*OTHER	
Sep '14	7207	175	57	51	11	13	43	2.4%
Aug '14	6393	110	31	33	4	14	28	1.7%
Jul'14	5229	97	34	20	8	14	21	1.9%

*D.V.= Domestic Violence Conviction *P.O. = Protective Order

* OTHER = Drug addiction, Mental Incompetent, Illegal Alien, Renounce Citizenship, Dishonorable Discharge, National Instant Check Denial (NICS)

2,101 Regular Firearm Requests were pawn redemptions, of which 142 (6.8%) were denied.
 16,728 Regular Firearm Requests were sales of new or used weapons, of which 240 (1.4%) were denied.

There were 16,927 requests for Concealed Firearm Permit Verifications for the 3rd Qtr. of 2014 for the purchase or redemption of firearms.

CONCEALED FIREARMS 3rd QUARTER 2014

OVERVIEW

581,104 Total Valid Permits as of September 30, 2014

383,958 Permit Holders are non-residents

197,146 Permit Holders are Utah residents

17,230 Permits Issued 3rd Quarter

14,997 Permits Renewed 3rd Quarter

58 Permits Revoked 3rd Quarter

446 Permits Suspended 3rd Quarter

147 Applications Denied 3rd Quarter

651 new concealed carry applications or concealed firearm permits were denied, revoked or suspended during the 3rd quarter of 2014. The applicant has the right to appeal to the Concealed Firearm Review Board, which will review the reason for denial. Approximately 15 revocation, denial, and suspension appeals are reviewed by the Concealed Firearm Review Board each quarter; the Board overturns approximately 1% after review.

A permit application may be denied for any of the following reasons:

1. Felony conviction
2. Convicted of an offense involving the use of alcohol
3. Convicted of a crime of violence
4. Convicted of any offenses involving controlled substance
5. Convicted of an offense of moral turpitude (fraud, theft, tax evasion, issuing bad checks, robbery, bribery, perjury, extortion, arson, criminal mischief, falsifying government records, forgery, receiving stolen property, burglary, vandalism, kidnapping)
6. Convicted of an offense involving domestic violence
7. Has been adjudicated as mentally incompetent
8. Is not qualified to purchase and possess a dangerous weapon or handgun pursuant to federal or Utah state law
9. Cause to believe applicant may be a danger to self or others by evidence including but not restricted to:
 - A. Past pattern of behavior involving unlawful violence or threats of unlawful violence
 - B. Past participation in incidents involving unlawful violence or threats of unlawful violence
 - C. Conviction of any offense in involving weapons violations
10. Submitting insufficient fingerprints for the Federal Bureau of Investigation to conduct a search of its files for criminal history information.

When assessing good character the bureau may consider mitigating circumstances. Mitigating circumstances may include length of time since an offense, number of offenses, and type of offenses.

DENIALS 3rd QUARTER 2014

147 Concealed Carry Permit applications were denied during the 3rd quarter of 2014. Listed below are the reasons for denial.

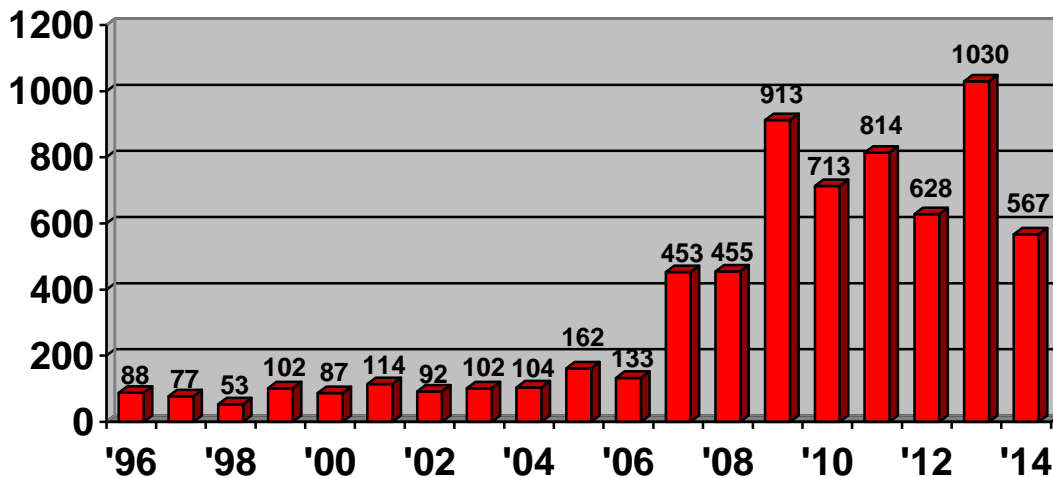
REASON	JULY '14	AUG '14	SEPT '14
ALCOHOL VIOLATION	18	17	12
PROTECTIVE ORDER	0	1	1
WANTED PERSON	1	4	0
FIREARM OFFENSE	0	1	0
THREAT TO SELF/OTHERS	5	0	0
DOMESTIC VIOLENCE	5	2	4
MORAL TURPITUDE	11	9	4
CONTROLLED SUBSTANCE	6	5	0
FELONY	17	14	5
INSUFFICIENT FINGERPRINTS	0	0	0
OTHER	4	1	0
TOTAL	67	54	26

Felonies included:

<ul style="list-style-type: none"> Kidnapping False Insurance Claim Rape of a Child Under 14 Years Old DUI Distribution of Heroin Unlawful Surveillance Possession of Stolen Property 	<ul style="list-style-type: none"> Aggravated Sexual Abuse of a Child Aggravated Battery Larceny Assault with a Deadly Weapon Sexual Battery Forgery
--	--

*Some permit holders had multiple charges, however only the most serious charge is represented.

DENIALS



REVOCATIONS 3rd QUARTER 2014

58 Concealed Carry Permits were revoked during the 3rd quarter of 2014. Listed below are the reasons for revocation.

REASON	JULY '14	AUG '14	SEPT '14
ALCOHOL VIOLATION	13	2	7
PROTECTIVE ORDER	1	3	3
WANTED PERSON	0	0	0
FIREARM OFFENSE	1	0	0
THREAT TO SELF/OTHERS	4	2	0
DOMESTIC VIOLENCE	0	4	3
MORAL TURPITUDE	4	4	1
CONTROLLED SUBSTANCE	1	0	0
FELONY	0	3	2
INSUFFICIENT FINGERPRINTS	0	0	0
OTHER	0	0	0
TOTAL	24	18	16

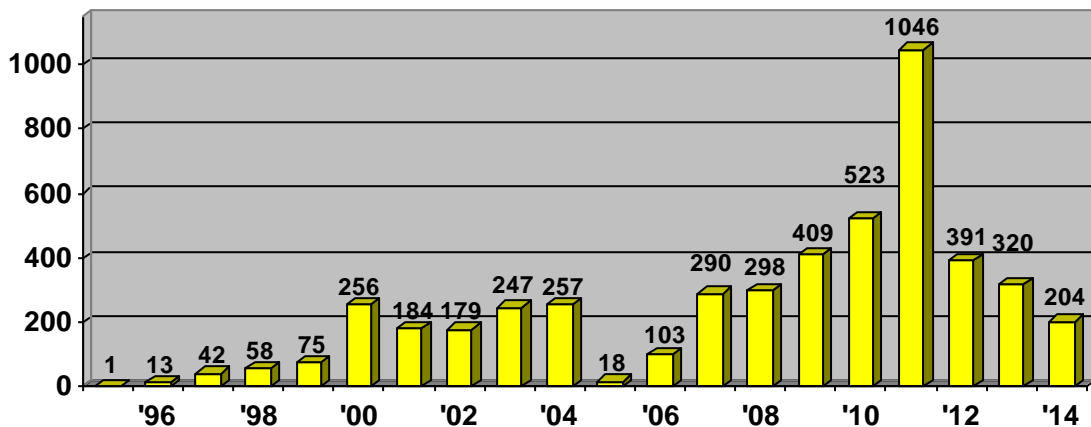
Felonies included:

Criminal Possession of an Assault Rifle
 Transport a Controlled Substance
 Distribution of a Controlled Substance

Attempted Murder
 Flagrant Non-Support

*Some permit holders had multiple charges, however only the most serious charge is represented.

REVOCATIONS



SUSPENSIONS 3rd QUARTER 2014

446 Concealed Carry Permits were suspended during the 3rd quarter of 2014. Listed below are the reasons for suspension.

REASON	JULY '14	AUG '14	SEPT '14
ALCOHOL VIOLATION	7	11	5
PROTECTIVE ORDER	11	3	1
WANTED PERSON	2	3	5
FIREARM OFFENSE	0	0	0
THREAT TO SELF/OTHERS	2	4	3
DOMESTIC VIOLENCE	1	0	1
MORAL TURPITUDE	7	9	4
CONTROLLED SUBSTANCE	1	1	1
FELONY	3	8	6
INSUFFICIENT FINGERPRINTS	197	115	16
OTHER	9	5	5
TOTAL	240	159	47

Felonies included:

Traffic Cocaine
 Rape of a Child
 Aggravated Assault
 Exploitation of a Vulnerable Adult
 Assault
 Larceny

Impersonate a Law Officer
 Aggravated Sexual Assault
 Unlawful Possession of a Firearm
 Aggravated Arson
 Sexual Exploitation of a Minor
 Substantial Battery

*Some permit holders had multiple charges, however only the most serious charge is represented.

SUSPENSIONS

