



**BUREAU OF CRIMINAL
IDENTIFICATION**

**FIREARM
STATISTICAL
REVIEW**

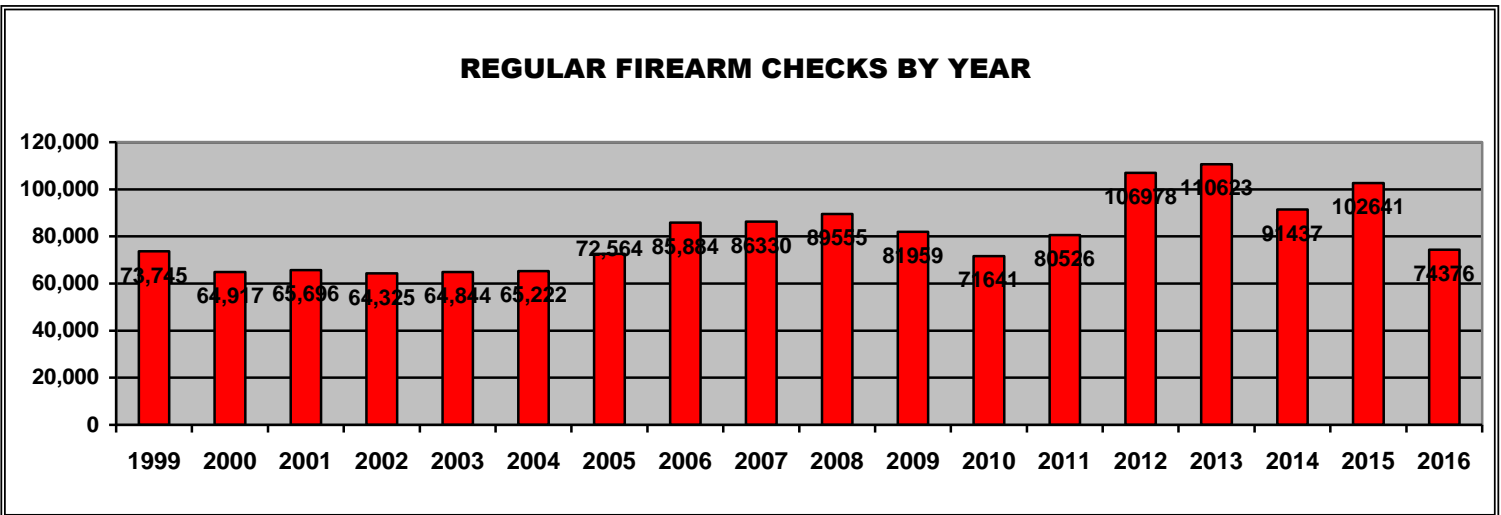
THIRD QUARTER 2016

Brady Monthly Totals (12 Months) REGULAR FIREARM CHECKS (Not Individual Sales)

Month	Total	Denials	Denial Reasons										Denial %
			WAR	Fel	State	D V	Drug	Ment	IA	P O	PF	DD	
Sep '16	8402	207	62	49	20	17	23	4	7	19	6	0	2.46%
Aug '16	7333	211	49	58	12	12	31	8	6	24	11	0	2.88%
Jul '16	7649	182	47	54	15	15	18	10	2	13	8	0	2.38%
Jun '16	8248	155	40	33	16	8	24	6	2	17	9	0	1.88%
May '16	7041	187	50	62	16	12	23	4	2	12	6	0	2.66%
Apr '16	8109	199	48	54	19	14	27	9	2	19	7	0	2.45%
Mar '16	8632	208	68	56	16	8	26	5	5	15	9	0	2.41%
Feb '16	9697	236	70	47	29	18	27	3	5	30	7	0	2.43%
Jan '16	9265	169	37	41	20	19	15	7	1	23	6	0	1.82%
Dec '15	18,976	294	84	70	24	23	27	4	4	50	8	0	1.55%
Nov '15	11,116	228	77	45	34	14	21	5	5	17	10	0	2.05%
Oct '15	7660	215	75	55	17	15	18	6	4	17	8	0	2.81%
TOTALS	112,128	2491	707	624	238	175	280	71	45	256	95	0	2.22%

* Note: WAR = Warrant, Fel = Felony, State = State Prohibitor, DV = Domestic Violence, Drug = Drug Prohibitor, Ment = Mental Defective, IA = Illegal Alien, P O = Protective Order, PF = Pending Felony, DD = Dishonorable Discharge

REGULAR FIREARM CHECKS BY YEAR



FIREARM CHECKS BY COUNTY

THIRD QUARTER 2016

There were 23,384 regular firearm requests to purchase or redeem weapons during the 3rd quarter of 2016. 600 requests were denied. The following tables reflect transfer requests by county, and the % of checks.

COUNTY	REQUESTS	PERCENT	COUNTY	REQUESTS	PERCENT
BEAVER	220	.94%	PIUTE	0	0%
BOX ELDER	155	.66%	RICH	10	.04%
CACHE	994	4.3%	SALT LAKE	6648	28.4%
CARBON	185	.79%	SAN JUAN	42	.18%
DAGGETT	0	0%	SANPETE	187	.80%
DAVIS	2357	10.1%	SEVIER	322	1.4%
DUCHESNE	226	.97%	SUMMIT	103	.44%
EMERY	53	.23%	TOOELE	654	2.8%
GARFIELD	13	.06%	UINTAH	651	2.8%
GRAND	93	.40%	UTAH	5104	21.8%
IRON	757	3.24%	WASATCH	260	1.1%
JUAB	51	.22%	WASHINGTON	1599	6.84%
KANE	56	.24%	WAYNE	21	.09%
MILLARD	148	.63%	WEBER	2355	10.07%
MORGAN	120	.51%	TOTAL	23,384	100%

- All percentages rounded
- Recording process for counties corrected in October 2014

DENIALS

Month	Total	Denials	Denial Reasons										Denial %
			WAR	Fel	State	*D V	Drug	Ment	IA	*P O	PF	DD	
Sep '16	8402	207	62	49	20	17	23	4	7	19	6	0	2.46%
Aug '16	7333	211	49	58	12	12	31	8	6	24	11	0	2.88%
Jul '16	7649	182	47	54	15	15	18	10	2	13	8	0	2.38%

* Note: WAR = Warrant, Fel = Felony, State = State Prohibitor, DV = Domestic Violence, Drug = Drug Prohibitor, Ment = Mental Defective, IA = Illegal Alien, PO = Protective Order, PF = Pending Felony, DD = Dishonorable Discharge

1,818 Regular Firearm Requests were pawn redemptions, of which 231 (12.7%) were denied.
 21,566 Regular Firearm Requests were sales of new or used weapons, of which 369 (1.7%) were denied.

There were 22,732 requests for Concealed Firearm Permit Verifications for the 3rd Qtr. of 2016 for the purchase or redemption of firearms.

CONCEALED FIREARMS 3rd QUARTER 2016

OVERVIEW

674,345 Total Valid Permits as of September 30, 2016

441,418 Permit Holders are non-residents

232,927 Permit Holders are Utah residents

17,844 Permits Issued 3rd Quarter

10,132 Permits Renewed 3rd Quarter

336 Applications Denied 3rd Quarter

117 Permits Revoked 3rd Quarter

105 Permits Suspended 3rd Quarter

558 new concealed carry applications or concealed firearm permits were denied, revoked or suspended during the 3rd quarter of 2016. The applicant has the right to appeal to the Concealed Firearm Review Board, which will review the reason for denial. Approximately 15 revocation, denial, and suspension appeals are reviewed by the Concealed Firearm Review Board each quarter; the Board overturns approximately 1% after review.

A permit application may be denied for any of the following reasons:

1. Felony conviction
2. Convicted of an offense involving the use of alcohol
3. Convicted of a crime of violence
4. Convicted of any offenses involving controlled substance
5. Convicted of an offense of moral turpitude (fraud, theft, tax evasion, issuing bad checks, robbery, bribery, perjury, extortion, arson, criminal mischief, falsifying government records, forgery, receiving stolen property, burglary, vandalism, kidnapping)
6. Convicted of an offense involving domestic violence
7. Has been adjudicated as mentally incompetent
8. Is not qualified to purchase and possess a dangerous weapon or handgun pursuant to federal or Utah state law
9. Cause to believe applicant may be a danger to self or others by evidence including but not restricted to:
 - A. Past pattern of behavior involving unlawful violence or threats of unlawful violence
 - B. Past participation in incidents involving unlawful violence or threats of unlawful violence
 - C. Conviction of any offense in involving weapons violations
10. Submitting insufficient fingerprints for the Federal Bureau of Investigation to conduct a search of its files for criminal history information.

When assessing good character the bureau may consider mitigating circumstances. Mitigating circumstances may include length of time since an offense, number of offenses, and type of offenses.

DENIALS 3rd QUARTER 2016

336 Concealed Carry Permit applications were denied during the 3rd quarter of 2016. Listed below are the reasons for denial.

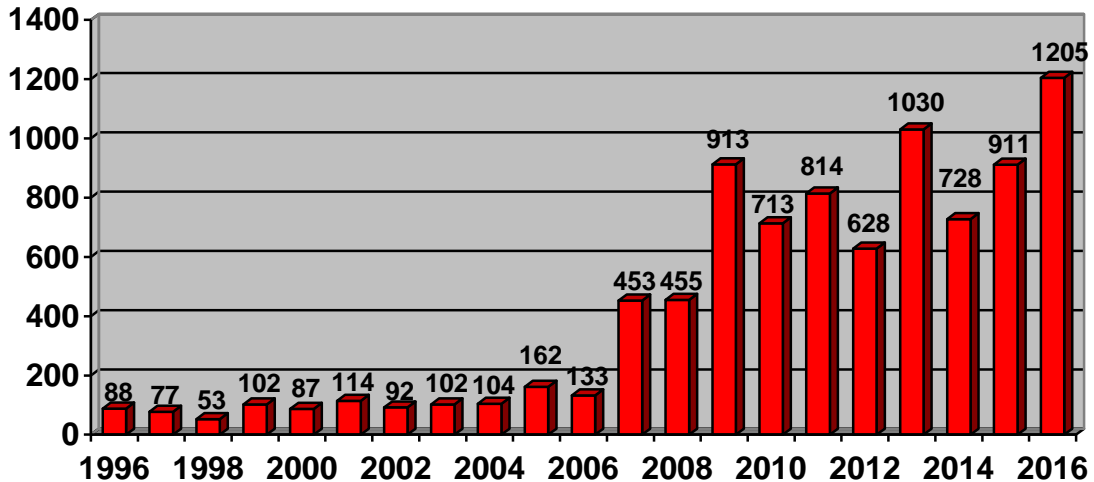
REASON	JULY '16	AUG '16	SEPT '16
ALCOHOL VIOLATION	37	29	33
PROTECTIVE ORDER	3	6	3
WANTED PERSON	1	4	1
FIREARM OFFENSE	1	2	1
THREAT TO SELF/OTHERS	3	3	5
DOMESTIC VIOLENCE	13	10	7
MORAL TURPITUDE	8	18	14
CONTROLLED SUBSTANCE	5	6	10
FELONY	25	38	17
INSUFFICIENT FINGERPRINTS	0	4	6
OTHER	12	6	5
TOTAL	108	126	102

Felonies included:

- | | |
|--|---|
| <ul style="list-style-type: none"> Rape Burglary Criminal Sale of Controlled Substance Driving on Suspended License Theft Assault with a Deadly Weapon | <ul style="list-style-type: none"> Sexual Assault Aggravated Assault Forgery Manslaughter Theft of Mail Criminal Conspiracy |
|--|---|

*Some permit holders had multiple charges, however only the most serious charge is represented.

DENIALS



REVOCATIONS 3rd QUARTER 2016

117 Concealed Carry Permits were revoked during the 3rd quarter of 2016. Listed below are the reasons for revocation.

REASON	JULY '16	AUG '16	SEPT '16
ALCOHOL VIOLATION	17	15	11
PROTECTIVE ORDER	0	0	0
WANTED PERSON	0	0	0
FIREARM OFFENSE	0	1	0
THREAT TO SELF/OTHERS	1	1	3
DOMESTIC VIOLENCE	3	7	1
MORAL TURPITUDE	4	10	5
CONTROLLED SUBSTANCE	3	4	1
FELONY	5	4	4
INSUFFICIENT FINGERPRINTS	6	7	4
OTHER	0	0	0
TOTAL	39	49	29

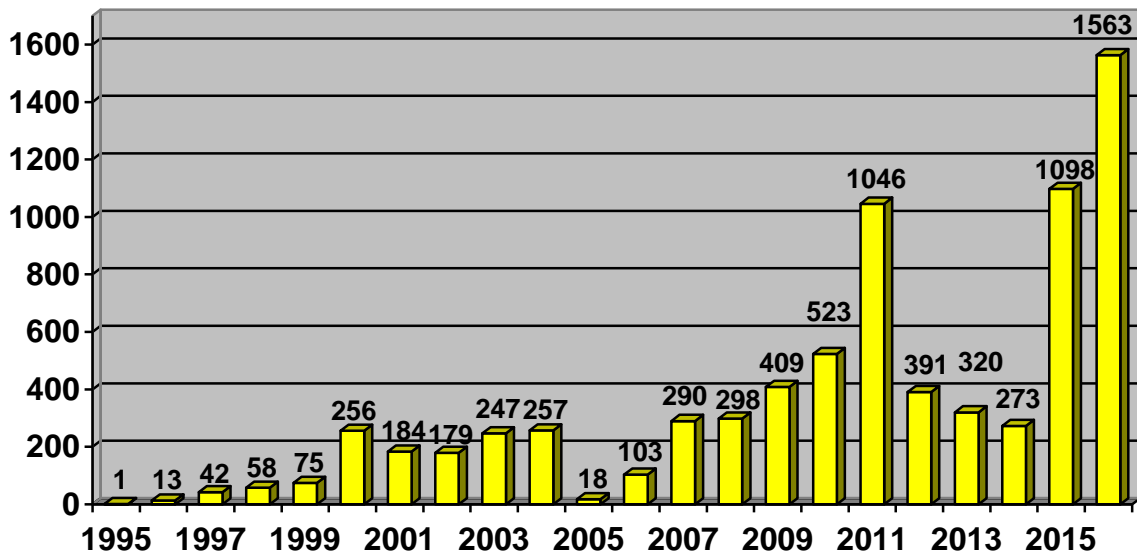
Felonies included:

Issuing a Bad Check
Theft
Forcible Sexual Abuse

Aggravated Sex Abuse of Child
Aggravated Assault
Criminal Mischief

*Some permit holders had multiple charges, however only the most serious charge is represented.

REVOCATIONS



SUSPENSIONS 3rd QUARTER 2016

105 Concealed Carry Permits were suspended during the 3rd quarter of 2016. Listed below are the reasons for suspension.

REASON	JULY '16	AUG '16	SEPT '16
ALCOHOL VIOLATION	8	9	3
PROTECTIVE ORDER	1	0	1
WANTED PERSON	13	4	2
FIREARM OFFENSE	2	0	0
THREAT TO SELF/OTHERS	6	3	3
DOMESTIC VIOLENCE	2	3	2
MORAL TURPITUDE	1	3	5
CONTROLLED SUBSTANCE	0	4	1
FELONY	6	7	9
INSUFFICIENT FINGERPRINTS	0	3	1
OTHER	1	0	2
TOTAL	40	36	29

Felonies included:

DUI
 Object Rape
 Sexual Exploit of a Minor
 Forgery

Aggravated Assault
 Theft
 Assault by Prisoner
 Possession of Firearm by Restricted Person

*Some permit holders had multiple charges, however only the most serious charge is represented.

SUSPENSIONS

