



**BUREAU OF CRIMINAL
IDENTIFICATION**

**FIREARM
STATISTICAL
REVIEW**

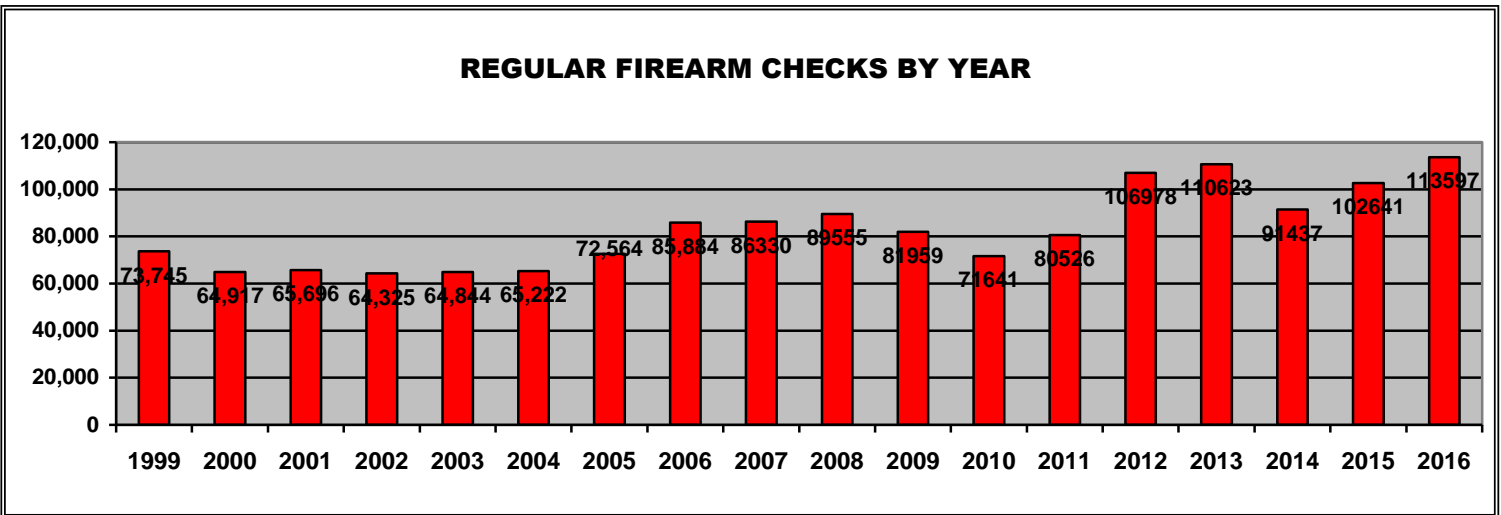
FOURTH QUARTER 2016

Brady Monthly Totals (12 Months) REGULAR FIREARM CHECKS (Not Individual Sales)

Month	Total	Denials	Denial Reasons										Denial %
			WAR	Fel	State	D V	Drug	Ment	IA	P O	PF	DD	
Dec '16	16704	242	72	51	23	22	22	10	4	32	5	1	1.45%
Nov '16	13251	178	49	32	27	16	18	7	1	22	6	0	1.34%
Oct '16	9266	161	54	29	17	11	18	4	6	20	2	0	1.74%
Sep '16	8402	207	62	49	20	17	23	4	7	19	6	0	2.46%
Aug '16	7333	211	49	58	12	12	31	8	6	24	11	0	2.88%
Jul '16	7649	182	47	54	15	15	18	10	2	13	8	0	2.38%
Jun '16	8248	155	40	33	16	8	24	6	2	17	9	0	1.88%
May '16	7041	187	50	62	16	12	23	4	2	12	6	0	2.66%
Apr '16	8109	199	48	54	19	14	27	9	2	19	7	0	2.45%
Mar '16	8632	208	68	56	16	8	26	5	5	15	9	0	2.41%
Feb '16	9697	236	70	47	29	18	27	3	5	30	7	0	2.43%
Jan '16	9265	169	37	41	20	19	15	7	1	23	6	0	1.82%
TOTALS	113,597	2335	707	624	238	175	280	71	45	256	95	0	2.06%

* Note: WAR = Warrant, Fel = Felony, State = State Prohibitor, DV = Domestic Violence, Drug = Drug Prohibitor, Ment = Mental Defective, IA = Illegal Alien, P O = Protective Order, PF = Pending Felony, DD = Dishonorable Discharge

REGULAR FIREARM CHECKS BY YEAR



FIREARM CHECKS BY COUNTY

FOURTH QUARTER 2016

There were 39,221 regular firearm requests to purchase or redeem weapons during the 4th quarter of 2016. 581 requests were denied. The following tables reflect transfer requests by county, and the % of checks.

COUNTY	REQUESTS	PERCENT	COUNTY	REQUESTS	PERCENT
BEAVER	335	.85%	PIUTE	0	0%
BOX ELDER	322	.82%	RICH	26	.07%
CACHE	2056	5.2%	SALT LAKE	9918	25.3%
CARBON	292	.74%	SAN JUAN	67	.17%
DAGGETT	0	0%	SANPETE	362	.92%
DAVIS	3874	9.9%	SEVIER	633	1.6%
DUCHESNE	393	1.0%	SUMMIT	150	.38%
EMERY	99	.25%	TOOELE	1024	2.6%
GARFIELD	21	.05%	UINTAH	1283	3.3%
GRAND	138	.35%	UTAH	9457	24.1%
IRON	1008	2.6%	WASATCH	434	1.1%
JUAB	103	.26%	WASHINGTON	3020	7.7%
KANE	67	.17%	WAYNE	39	.10%
MILLARD	249	.64%	WEBER	3737	9.5%
MORGAN	117	.30%	TOTAL	39,221	100%

- All percentages rounded
- Recording process for counties corrected in October 2014

DENIALS

Month	Total	Denials	Denial Reasons										Denial %
			WAR	Fel	State	*D V	Drug	Ment	IA	*P O	PF	DD	
Dec '16	16704	242	72	51	23	22	22	10	4	32	5	1	1.45%
Nov '16	13251	178	49	32	27	16	18	7	1	22	6	0	1.34%
Oct '16	9266	161	54	29	17	11	18	4	6	20	2	0	1.74%

* Note: WAR = Warrant, Fel = Felony, State = State Prohibitor, DV = Domestic Violence, Drug = Drug Prohibitor, Ment = Mental Defective, IA = Illegal Alien, PO = Protective Order, PF = Pending Felony, DD = Dishonorable Discharge

1,911 Regular Firearm Requests were pawn redemptions, of which 55 (2.9%) were denied.
 37,310 Regular Firearm Requests were sales of new or used weapons, of which 526 (1.4%) were denied.

There were 34,697 requests for Concealed Firearm Permit Verifications for the 4th Qtr. of 2016 for the purchase or redemption of firearms.

CONCEALED FIREARMS 4th QUARTER 2016

OVERVIEW

687,382 Total Valid Permits as of December 31, 2016

448,086 Permit Holders are non-residents

239,296 Permit Holders are Utah residents

20,731 Permits Issued 4th Quarter

11,393 Permits Renewed 4th Quarter

378 Applications Denied 4th Quarter

67 Permits Revoked 4th Quarter

108 Permits Suspended 4th Quarter

553 new concealed carry applications or active concealed firearm permits were denied, revoked or suspended during the 4th quarter of 2016. The applicant has the right to appeal to the Concealed Firearm Review Board, which will review the reason for denial. Approximately 20 revocation, denial, and suspension appeals are reviewed by the Concealed Firearm Review Board each quarter; the Board overturns approximately 1% after review.

A permit application may be denied for any of the following reasons:

1. Felony conviction
2. Convicted of an offense involving the use of alcohol
3. Convicted of a crime of violence
4. Convicted of any offenses involving controlled substance
5. Convicted of an offense of moral turpitude (fraud, theft, tax evasion, issuing bad checks, robbery, bribery, perjury, extortion, arson, criminal mischief, falsifying government records, forgery, receiving stolen property, burglary, vandalism, kidnapping)
6. Convicted of an offense involving domestic violence
7. Has been adjudicated as mentally incompetent
8. Is not qualified to purchase and possess a dangerous weapon or handgun pursuant to federal or Utah state law
9. Cause to believe applicant may be a danger to self or others by evidence including but not restricted to:
 - A. Past pattern of behavior involving unlawful violence or threats of unlawful violence
 - B. Past participation in incidents involving unlawful violence or threats of unlawful violence
 - C. Conviction of any offense in involving weapons violations
10. Submitting insufficient fingerprints for the Federal Bureau of Investigation to conduct a search of its files for criminal history information.

When assessing good character the bureau may consider mitigating circumstances. Mitigating circumstances may include length of time since an offense, number of offenses, and type of offenses.

DENIALS 4th QUARTER 2016

378 Concealed Carry Permit applications were denied during the 4th quarter of 2016. Listed below are the reasons for denial.

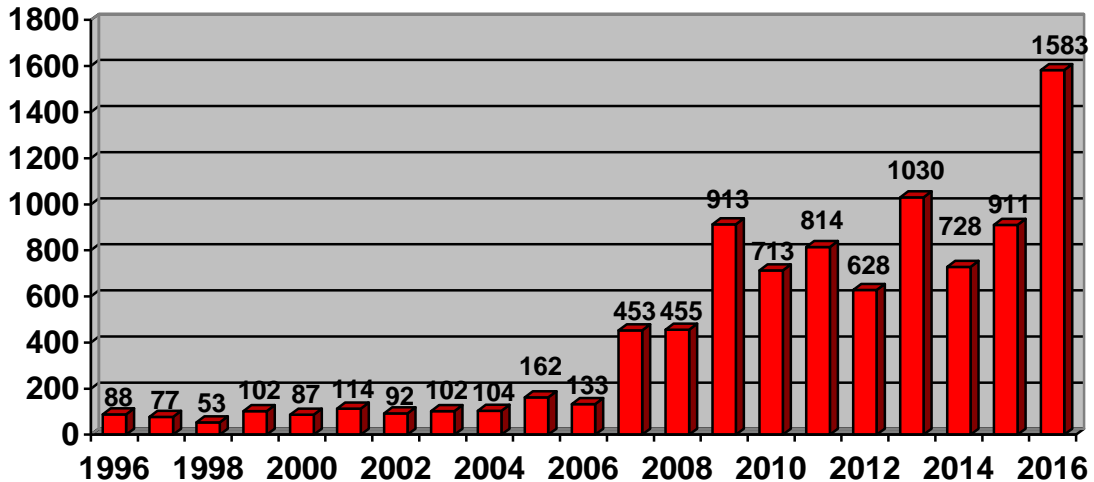
REASON	OCT '16	NOV '16	DEC '16
ALCOHOL VIOLATION	34	31	31
PROTECTIVE ORDER	4	4	4
WANTED PERSON	5	4	6
FIREARM OFFENSE	3	1	2
THREAT TO SELF/OTHERS	3	4	1
DOMESTIC VIOLENCE	15	11	13
MORAL TURPITUDE	11	15	25
CONTROLLED SUBSTANCE	7	10	7
FELONY	31	33	21
INSUFFICIENT FINGERPRINTS	11	1	0
OTHER	11	9	10
TOTAL	135	123	120

Felonies included:

Illegally Taking Wildlife	DUI
Burglary	Gambling
Possession of Controlled Substance	Forgery
Mail Fraud	Damage Property
Sexual Misconduct with a Minor	Criminal Possession of a Weapon
Manufacture/Distribute Cocaine	Fraud by Wire

*Some permit holders had multiple charges, however only the most serious charge is represented.

DENIALS



REVOCATIONS 4th QUARTER 2016

67 Concealed Carry Permits were revoked during the 4th quarter of 2016. Listed below are the reasons for revocation.

REASON	OCT '16	NOV '16	DEC '16
ALCOHOL VIOLATION	6	3	17
PROTECTIVE ORDER	1	0	1
WANTED PERSON	0	0	0
FIREARM OFFENSE	1	0	0
THREAT TO SELF/OTHERS	2	1	0
DOMESTIC VIOLENCE	0	1	0
MORAL TURPITUDE	2	4	9
CONTROLLED SUBSTANCE	0	0	3
FELONY	5	5	4
INSUFFICIENT FINGERPRINTS	0	0	1
OTHER	0	0	1
TOTAL	17	14	36

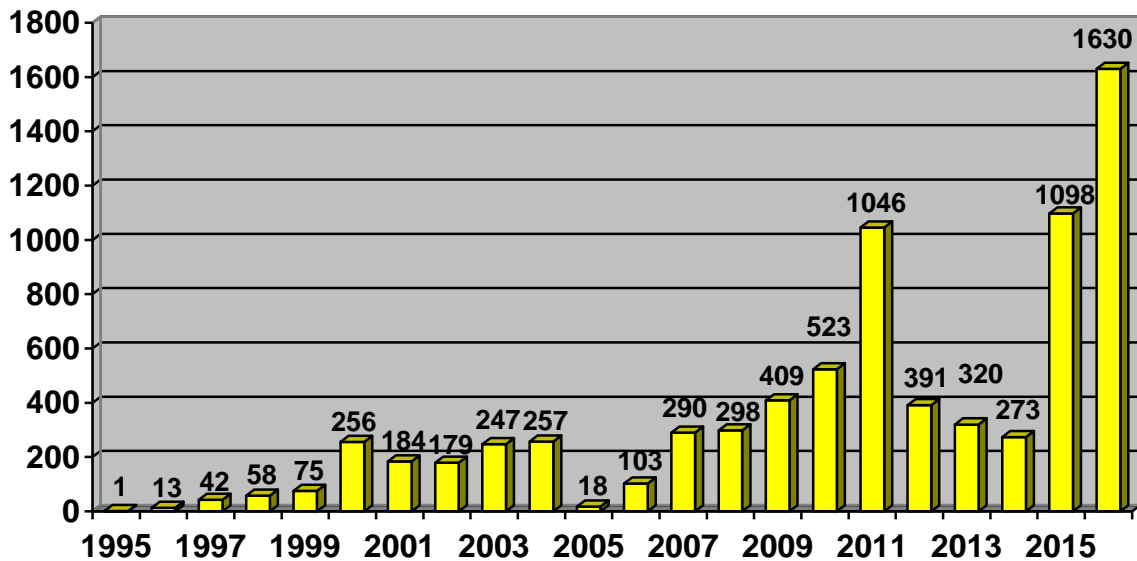
Felonies included:

Domestic Violence
Kidnapping
Burglary

Possession of a Controlled Substance
Aggravated Sex Abuse of a Child
Sexual Exploitation of a Minor

*Some permit holders had multiple charges, however only the most serious charge is represented.

REVOCATIONS



SUSPENSIONS 4th QUARTER 2016

108 Concealed Carry Permits were suspended during the 4th quarter of 2016. Listed below are the reasons for suspension.

REASON	OCT '16	NOV '16	DEC '16
ALCOHOL VIOLATION	5	0	4
PROTECTIVE ORDER	1	1	8
WANTED PERSON	6	7	7
FIREARM OFFENSE	0	0	1
THREAT TO SELF/OTHERS	3	3	4
DOMESTIC VIOLENCE	1	0	6
MORAL TURPITUDE	5	1	9
CONTROLLED SUBSTANCE	0	1	7
FELONY	6	7	13
INSUFFICIENT FINGERPRINTS	1	0	0
OTHER	1	0	0
TOTAL	29	20	59

Felonies included:

- | | |
|--|-------------------|
| Distribution of a Controlled Substance | Manslaughter |
| Aggravated Assault | Theft |
| Fraud | Sodomy |
| Forgery | Domestic Violence |

*Some permit holders had multiple charges, however only the most serious charge is represented.

SUSPENSIONS

