



**BUREAU OF CRIMINAL  
IDENTIFICATION**

**FIREARM  
STATISTICAL  
REVIEW**

**SECOND QUARTER 2017**

---

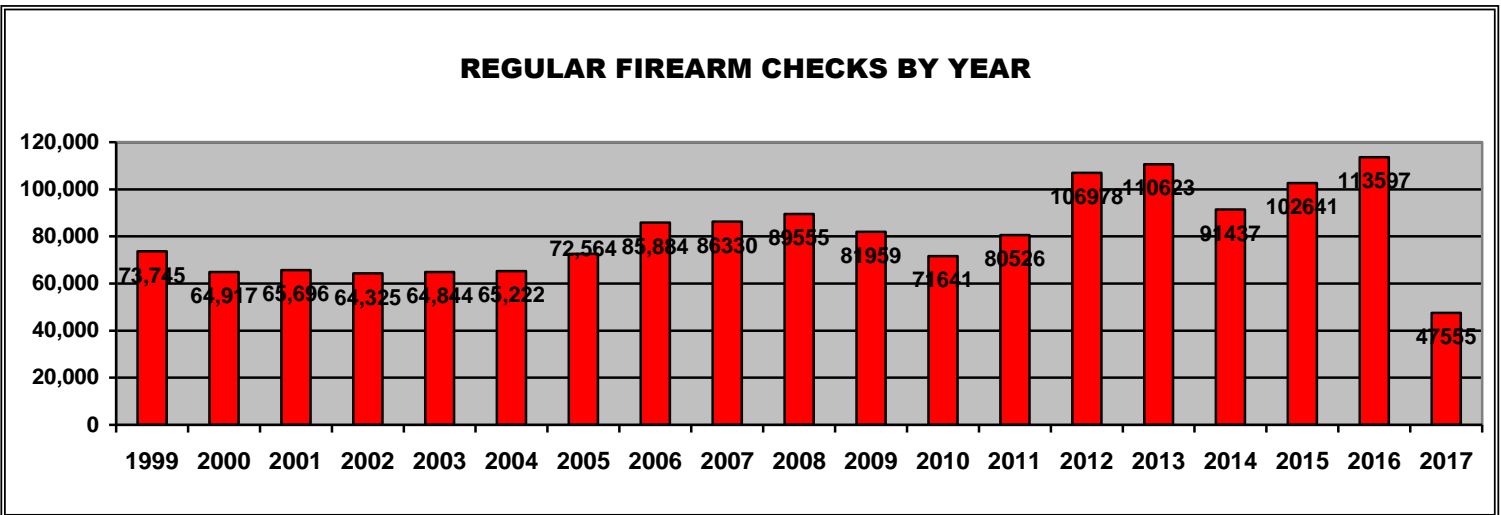
---

# Brady Monthly Totals (12 Months) REGULAR FIREARM CHECKS (Not Individual Sales)

Month	Total	Denials	Denial Reasons										Denial %
			WAR	Fel	State	D V	Drug	Ment	IA	P O	PF	DD	
Jun '17	7145	122	1	24	30	13	18	3	4	20	9	0	1.7%
May '17	7156	110	3	17	37	6	17	6	3	15	6	0	1.5%
Apr '17	8014	109	0	32	23	6	21	5	4	12	5	1	1.4%
Mar '17	9421	131	0	26	19	19	20	12	3	22	10	0	1.39%
Feb '17	9207	158	27	32	17	19	20	5	3	21	14	0	1.72%
Jan '17	6612	118	39	18	14	10	17	2	0	13	5	0	1.78%
Dec '16	16704	242	72	51	23	22	22	10	4	32	5	1	1.45%
Nov '16	13251	178	49	32	27	16	18	7	1	22	6	0	1.34%
Oct '16	9266	161	54	29	17	11	18	4	6	20	2	0	1.74%
Sep '16	8402	207	62	49	20	17	23	4	7	19	6	0	2.46%
Aug '16	7333	211	49	58	12	12	31	8	6	24	11	0	2.88%
Jul '16	7649	182	47	54	15	15	18	10	2	13	8	0	2.38%
<b>TOTALS</b>	<b>110,160</b>	<b>1929</b>	<b>403</b>	<b>422</b>	<b>254</b>	<b>166</b>	<b>243</b>	<b>76</b>	<b>43</b>	<b>233</b>	<b>87</b>	<b>2</b>	<b>1.75%</b>

\* Note: WAR = Warrant, Fel = Felony, State = State Prohibitor, DV = Domestic Violence, Drug = Drug Prohibitor, Ment = Mental Defective, IA = Illegal Alien, P O = Protective Order, PF = Pending Felony, DD = Dishonorable Discharge

### REGULAR FIREARM CHECKS BY YEAR



## FIREARM CHECKS BY COUNTY

### SECOND QUARTER 2017

There were 22,315 regular firearm requests to purchase or redeem weapons during the 2<sup>nd</sup> quarter of 2017. 341 requests were denied. The following tables reflect transfer requests by county, and the % of checks.

COUNTY	REQUESTS	PERCENT	COUNTY	REQUESTS	PERCENT
BEAVER	217	.97%	PIUTE	0	0%
BOX ELDER	159	.71%	RICH	9	.04%
CACHE	998	4.47%	SALT LAKE	6430	28.82%
CARBON	206	.92%	SAN JUAN	38	.17%
DAGGETT	0	0%	SANPETE	214	.96%
DAVIS	2046	9.2%	SEVIER	264	1.18%
DUCHESNE	235	1.05%	SUMMIT	94	.42%
EMERY	85	.38%	TOOELE	611	2.74%
GARFIELD	16	.07%	UINTAH	589	2.8%
GRAND	88	.39%	UTAH	4739	21.24%
IRON	779	3.5%	WASATCH	277	1.24%
JUAB	75	.34%	WASHINGTON	1545	6.9%
KANE	52	.23%	WAYNE	26	.12%
MILLARD	177	.79%	WEBER	2267	10.16%
MORGAN	79	.35%	<b>TOTAL</b>	<b>22,315</b>	<b>100%</b>

- All percentages rounded
- Recording process for counties corrected in October 2014

## DENIALS

Month	Total	Denials	Denial Reasons										Denial %
			WAR	Fel	State	*D V	Drug	Ment	IA	*P O	PF	DD	
Jun '17	7145	122	1	24	30	13	18	3	4	20	9	0	1.7%
May '17	7156	110	3	17	37	6	17	6	3	15	6	0	1.5%
Apr '17	8014	109	0	32	23	6	21	5	4	12	5	1	1.4%

\* Note: WAR = Warrant, Fel = Felony, State = State Prohibitor, DV = Domestic Violence, Drug = Drug Prohibitor, Ment = Mental Defective, IA = Illegal Alien, PO = Protective Order, PF = Pending Felony, DD = Dishonorable Discharge

1,730 Regular Firearm Requests were pawn redemptions, of which 43 (2.5%) were denied.  
 20,585 Regular Firearm Requests were sales of new or used weapons, of which 298 (1.4%) were denied.

There were 23,877 requests for Concealed Firearm Permit Verifications for the 2<sup>nd</sup> Qtr. of 2017 for the purchase or redemption of firearms.

# CONCEALED FIREARMS 2nd QUARTER 2017

## OVERVIEW

710,211 Total Valid Permits as of June 30, 2017

461,376 Permit Holders are non-residents

248,835 Permit Holders are Utah residents

22,269 Permits Issued 2nd Quarter

15,728 Permits Renewed 2nd Quarter

314 Applications Denied 2nd Quarter

40 Permits Revoked 2nd Quarter

68 Permits Suspended 2nd Quarter

422 new concealed carry applications or active concealed firearm permits were denied, revoked or suspended during the 2nd quarter of 2017. The applicant has the right to appeal to the Concealed Firearm Review Board, which will review the reason for denial. Approximately 20 revocation, denial, and suspension appeals are reviewed by the Concealed Firearm Review Board each quarter; the Board overturns approximately 1% after review.

A permit application may be denied for any of the following reasons:

1. Felony conviction
2. Convicted of an offense involving the use of alcohol
3. Convicted of a crime of violence
4. Convicted of any offenses involving controlled substance
5. Convicted of an offense of moral turpitude (fraud, theft, tax evasion, issuing bad checks, robbery, bribery, perjury, extortion, arson, criminal mischief, falsifying government records, forgery, receiving stolen property, burglary, vandalism, kidnapping)
6. Convicted of an offense involving domestic violence
7. Has been adjudicated as mentally incompetent
8. Is not qualified to purchase and possess a dangerous weapon or handgun pursuant to federal or Utah state law
9. Cause to believe applicant may be a danger to self or others by evidence including but not restricted to:
  - A. Past pattern of behavior involving unlawful violence or threats of unlawful violence
  - B. Past participation in incidents involving unlawful violence or threats of unlawful violence
  - C. Conviction of any offense in involving weapons violations
10. Submitting insufficient fingerprints for the Federal Bureau of Investigation to conduct a search of its files for criminal history information.

When assessing good character the bureau may consider mitigating circumstances. Mitigating circumstances may include length of time since an offense, number of offenses, and type of offenses.

## DENIALS 2nd QUARTER 2017

314 Concealed Carry Permit applications were denied during the 2nd quarter of 2017. Listed below are the reasons for denial.

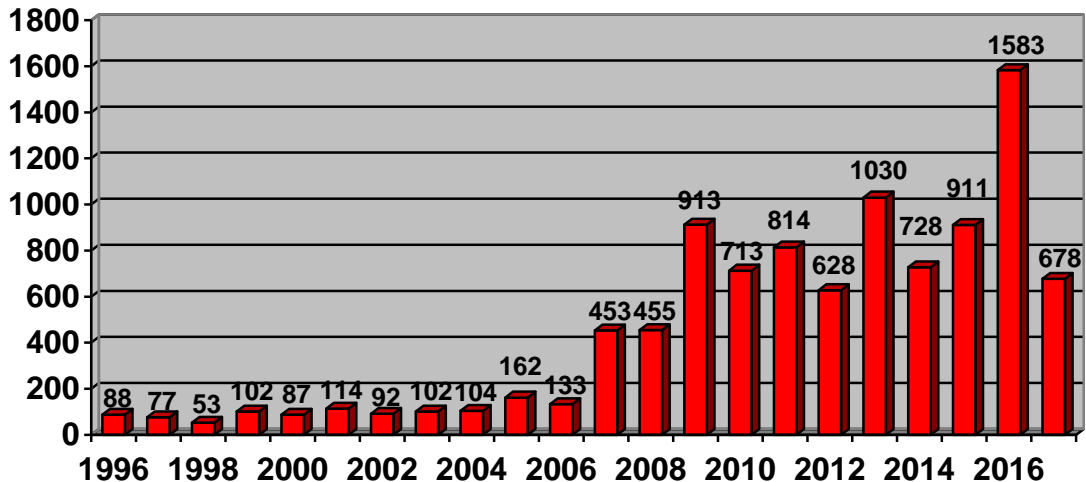
REASON	APRIL '17	MAY '17	JUNE '17
ALCOHOL VIOLATION	32	40	27
PROTECTIVE ORDER	5	10	5
WANTED PERSON	0	0	0
FIREARM OFFENSE	0	0	0
THREAT TO SELF/OTHERS	2	1	3
DOMESTIC VIOLENCE	12	10	11
MORAL TURPITUDE	18	26	18
CONTROLLED SUBSTANCE	2	7	2
FELONY	23	22	19
INSUFFICIENT FINGERPRINTS	1	2	0
OTHER	4	8	4
<b>TOTAL</b>	<b>99</b>	<b>126</b>	<b>89</b>

### Felonies included:

<ul style="list-style-type: none"> <li>Hit &amp; Run</li> <li>Aggravated Assault on a Police Officer</li> <li>Possession of Controlled Substance</li> <li>Aggravated Battery</li> <li>False Evidence</li> <li>Evade Police Officer</li> </ul>	<ul style="list-style-type: none"> <li>Forgery</li> <li>Possess Stolen Property</li> <li>Homicide</li> <li>Criminal Driving</li> <li>Theft</li> <li>Grand Larceny</li> </ul>
---	--

\*Some permit holders had multiple charges, however only the most serious charge is represented.

## DENIALS



## REVOCATIONS 2nd QUARTER 2017

40 Concealed Carry Permits were revoked during the 2nd quarter of 2017. Listed below are the reasons for revocation.

REASON	APRIL '17	MAY '17	JUNE '17
ALCOHOL VIOLATION	6	8	2
PROTECTIVE ORDER	0	0	0
WANTED PERSON	0	0	0
FIREARM OFFENSE	0	0	0
THREAT TO SELF/OTHERS	1	0	0
DOMESTIC VIOLENCE	0	1	1
MORAL TURPITUDE	2	6	3
CONTROLLED SUBSTANCE	0	1	0
FELONY	3	4	0
INSUFFICIENT FINGERPRINTS	2	0	0
OTHER	0	0	0
<b>TOTAL</b>	<b>14</b>	<b>20</b>	<b>6</b>

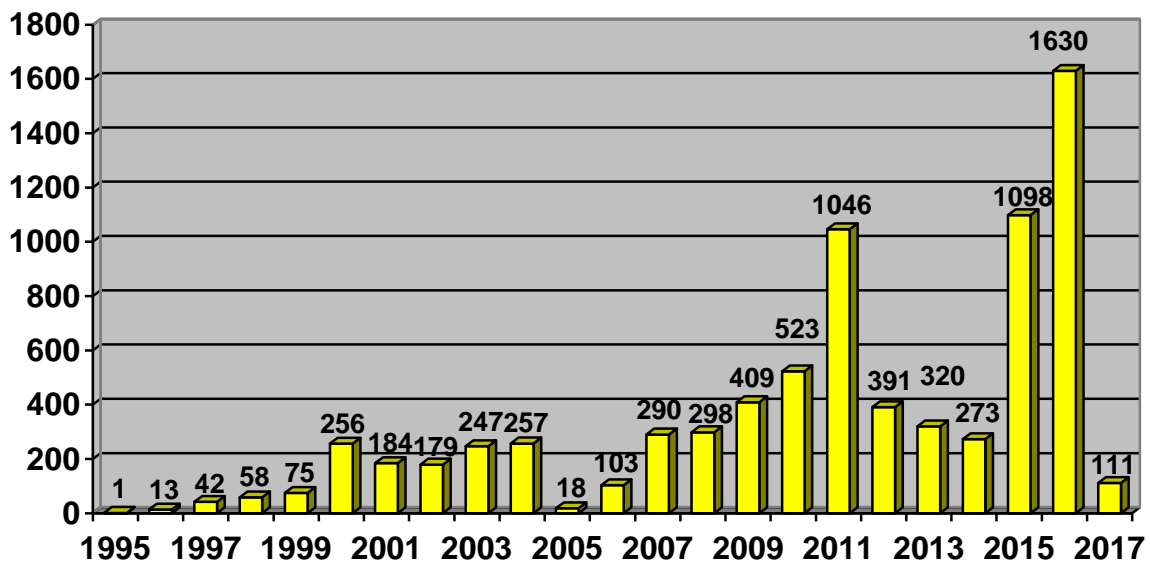
### Felonies included:

Possession of a Firearm by Restricted Person  
 Aggravated Assault  
 Possession of a Firearm

Possession of a Controlled Substance  
 Forgery

\*Some permit holders had multiple charges, however only the most serious charge is represented.

## REVOCATIONS



## SUSPENSIONS 2nd QUARTER 2017

68 Concealed Carry Permits were suspended during the 2nd quarter of 2017. Listed below are the reasons for suspension.

REASON	APRIL '17	MAY '17	JUNE '17
ALCOHOL VIOLATION	4	5	1
PROTECTIVE ORDER	4	2	2
WANTED PERSON	0	0	0
FIREARM OFFENSE	0	0	0
THREAT TO SELF/OTHERS	0	1	0
DOMESTIC VIOLENCE	0	0	0
MORAL TURPITUDE	5	3	2
CONTROLLED SUBSTANCE	1	2	1
FELONY	13	8	4
INSUFFICIENT FINGERPRINTS	0	0	0
OTHER	8	1	1
<b>TOTAL</b>	<b>35</b>	<b>22</b>	<b>11</b>

### Felonies included:

Possession of a Controlled Substance	Kidnapping
Aggravated Assault	Rape
Theft	Murder
Aggravated Sex Abuse	Fraud

\*Some permit holders had multiple charges, however only the most serious charge is represented.

## SUSPENSIONS

