



**BUREAU OF CRIMINAL  
IDENTIFICATION**

**FIREARM  
STATISTICAL  
REVIEW**

**THIRD QUARTER 2017**

---

---

# Brady Monthly Totals (12 Months)

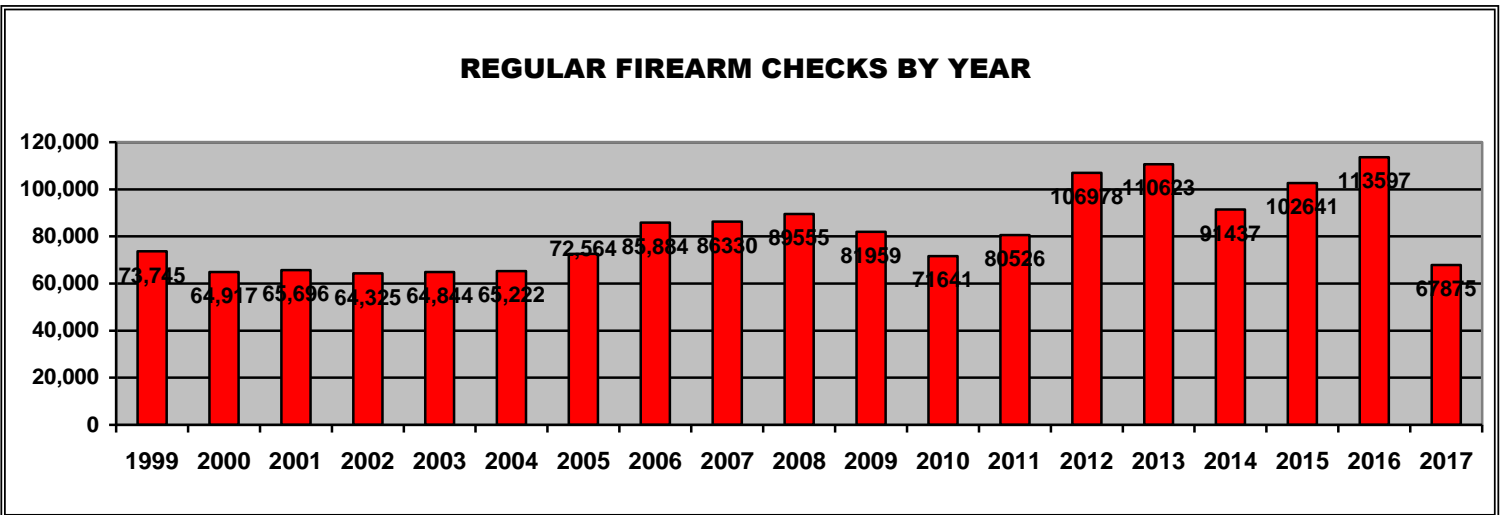
## REGULAR FIREARM CHECKS

### (Not Individual Sales)

Month	Total	Denials	Denial Reasons										Denial %
			WAR	Fel	State	D V	Drug	Ment	IA	P O	PF	DD	
Sep '17	7740	132	1	29	37	16	20	4	2	11	12	0	1.7%
Aug '17	6737	130	4	30	25	6	20	14	2	24	5	0	1.9%
Jul '17	5843	83	3	17	20	5	15	3	5	8	6	1	1.4%
Jun '17	7145	122	1	24	30	13	18	3	4	20	9	0	1.7%
May '17	7156	110	3	17	37	6	17	6	3	15	6	0	1.5%
Apr '17	8014	109	0	32	23	6	21	5	4	12	5	1	1.4%
Mar '17	9421	131	0	26	19	19	20	12	3	22	10	0	1.39%
Feb '17	9207	158	27	32	17	19	20	5	3	21	14	0	1.72%
Jan '17	6612	118	39	18	14	10	17	2	0	13	5	0	1.78%
Dec '16	16704	242	72	51	23	22	22	10	4	32	5	1	1.45%
Nov '16	13251	178	49	32	27	16	18	7	1	22	6	0	1.34%
Oct '16	9266	161	54	29	17	11	18	4	6	20	2	0	1.74%
<b>TOTALS</b>	<b>107,096</b>	<b>1674</b>	<b>253</b>	<b>337</b>	<b>289</b>	<b>149</b>	<b>226</b>	<b>75</b>	<b>37</b>	<b>220</b>	<b>85</b>	<b>3</b>	<b>1.6%</b>

\* Note: WAR = Warrant, Fel = Felony, State = State Prohibitor, DV = Domestic Violence, Drug = Drug Prohibitor, Ment = Mental Defective, IA = Illegal Alien, P O = Protective Order, PF = Pending Felony, DD = Dishonorable Discharge

### REGULAR FIREARM CHECKS BY YEAR



# FIREARM CHECKS BY COUNTY

## THIRD QUARTER 2017

There were 20,320 regular firearm requests to purchase or redeem weapons during the 3<sup>rd</sup> quarter of 2017. 345 requests were denied. The following tables reflect transfer requests by county, and the % of checks.

COUNTY	REQUESTS	PERCENT	COUNTY	REQUESTS	PERCENT
BEAVER	175	.86%	PIUTE	5	.03%
BOX ELDER	104	.51%	RICH	13	.06%
CACHE	976	4.8%	SALT LAKE	5581	27.47%
CARBON	212	1.04%	SAN JUAN	47	.23%
DAGGETT	0	0%	SANPETE	164	.81%
DAVIS	1913	9.4%	SEVIER	247	1.22%
DUCHESNE	266	1.31%	SUMMIT	119	.59%
EMERY	41	.20%	TOOELE	527	2.6%
GARFIELD	11	.05%	UINTAH	611	3.01%
GRAND	68	.34%	UTAH	4269	21.01%
IRON	701	3.5%	WASATCH	204	1.0%
JUAB	51	.25%	WASHINGTON	1453	7.15%
KANE	52	.26%	WAYNE	21	.10%
MILLARD	139	.68%	WEBER	2189	10.8%
MORGAN	161	.79%	<b>TOTAL</b>	<b>20,320</b>	<b>100%</b>

- All percentages rounded
- Recording process for counties corrected in October 2014

## DENIALS

Month	Total	Denials	Denial Reasons										Denial %
			WAR	Fel	State	*D V	Drug	Ment	IA	*P O	PF	DD	
Sep '17	7740	132	1	29	37	16	20	4	2	11	12	0	1.7%
Aug '17	6737	130	4	30	25	6	20	14	2	24	5	0	1.9%
Jul '17	5843	83	3	17	20	5	15	3	5	8	6	1	1.4%

\* Note: WAR = Warrant, Fel = Felony, State = State Prohibitor, DV = Domestic Violence, Drug = Drug Prohibitor, Ment = Mental Defective, IA = Illegal Alien, PO = Protective Order, PF = Pending Felony, DD = Dishonorable Discharge

1,866 Regular Firearm Requests were pawn redemptions, of which 53 (2.8%) were denied.  
 18,454 Regular Firearm Requests were sales of new or used weapons, of which 292 (1.6%) were denied.

There were 21,161 requests for Concealed Firearm Permit Verifications for the 3<sup>rd</sup> Qtr. of 2017 for the purchase or redemption of firearms.

# CONCEALED FIREARMS 3rd QUARTER 2017

## OVERVIEW

716,522 Total Valid Permits as of September 30, 2017

465,131 Permit Holders are non-residents

251,391 Permit Holders are Utah residents

15,918 Permits Issued 3rd Quarter

16,004 Permits Renewed 3rd Quarter

295 Applications Denied 3rd Quarter

28 Permits Revoked 3rd Quarter

52 Permits Suspended 3rd Quarter

891 Total Valid Provisional Permits as of September 30, 2017

22 Provisional Permit Holders are non-residents

869 Provisional Permit Holders are Utah residents

676 Provisional Permits Issued 3rd Quarter

11 Provisional Permits Denied 3rd Quarter

386 new concealed carry applications or active concealed firearm permits were denied, revoked or suspended during the 3rd quarter of 2017. The applicant has the right to appeal to the Concealed Firearm Review Board, which will review the reason for denial. Approximately 20 revocation, denial, and suspension appeals are reviewed by the Concealed Firearm Review Board each quarter; the Board overturns approximately 1% after review.

A permit application may be denied for any of the following reasons:

1. Felony conviction
2. Convicted of an offense involving the use of alcohol
3. Convicted of a crime of violence
4. Convicted of any offenses involving controlled substance
5. Convicted of an offense of moral turpitude (fraud, theft, tax evasion, issuing bad checks, robbery, bribery, perjury, extortion, arson, criminal mischief, falsifying government records, forgery, receiving stolen property, burglary, vandalism, kidnapping)
6. Convicted of an offense involving domestic violence
7. Has been adjudicated as mentally incompetent
8. Is not qualified to purchase and possess a dangerous weapon or handgun pursuant to federal or Utah state law
9. Cause to believe applicant may be a danger to self or others by evidence including but not restricted to:
  - A. Past pattern of behavior involving unlawful violence or threats of unlawful violence
  - B. Past participation in incidents involving unlawful violence or threats of unlawful violence
  - C. Conviction of any offense in involving weapons violations
10. Submitting insufficient fingerprints for the Federal Bureau of Investigation to conduct a search of its files for criminal history information.

When assessing good character the bureau may consider mitigating circumstances. Mitigating circumstances may include length of time since an offense, number of offenses, and type of offenses.

## DENIALS 3rd QUARTER 2017

295 Concealed Carry Permit applications were denied during the 3rd quarter of 2017. Listed below are the reasons for denial.

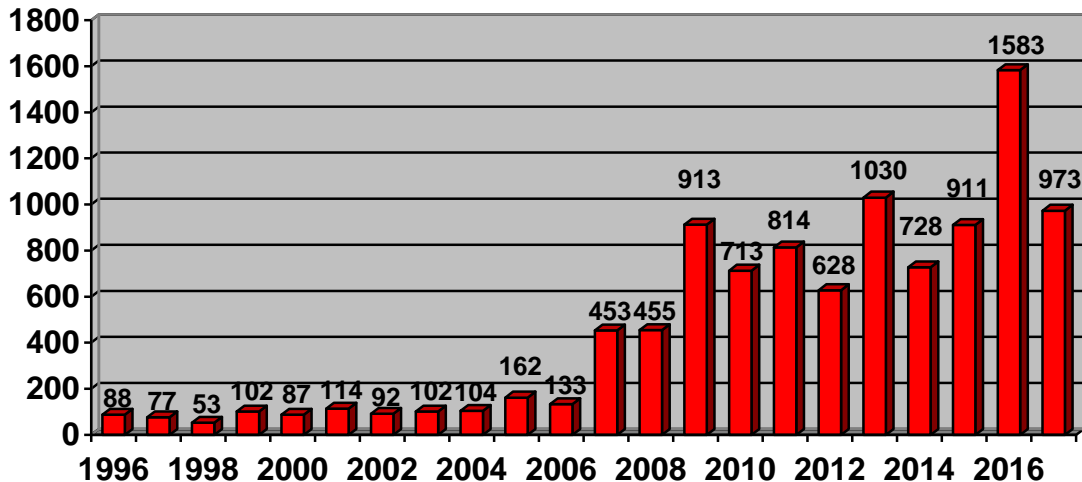
REASON	JULY '17	AUG '17	SEPT '17
ALCOHOL VIOLATION	27	36	23
PROTECTIVE ORDER	5	3	4
WANTED PERSON	0	0	0
FIREARM OFFENSE	1	0	0
THREAT TO SELF/OTHERS	1	0	1
DOMESTIC VIOLENCE	7	16	6
MORAL TURPITUDE	19	24	11
CONTROLLED SUBSTANCE	3	8	6
FELONY	15	29	27
INSUFFICIENT FINGERPRINTS	0	1	1
OTHER	7	7	7
<b>TOTAL</b>	<b>85</b>	<b>124</b>	<b>86</b>

### Felonies included:

- |                                    |                       |
|------------------------------------|-----------------------|
| DUI                                | Possession of Cocaine |
| Assault                            | Burglary              |
| Possession of Controlled Substance | Murder                |
| Aggravated Assault                 | Forgery               |
| Sex Abuse                          | Theft                 |
| Criminal Mischief                  | Grand Larceny         |

\*Some permit holders had multiple charges, however only the most serious charge is represented.

## DENIALS



## REVOCATIONS 3rd QUARTER 2017

28 Concealed Carry Permits were revoked during the 3rd quarter of 2017. Listed below are the reasons for revocation.

REASON	JULY '17	AUG '17	SEPT '17
ALCOHOL VIOLATION	1	3	2
PROTECTIVE ORDER	0	0	0
WANTED PERSON	0	0	0
FIREARM OFFENSE	0	0	0
THREAT TO SELF/OTHERS	1	0	1
DOMESTIC VIOLENCE	1	1	0
MORAL TURPITUDE	1	2	7
CONTROLLED SUBSTANCE	1	1	2
FELONY	2	0	2
INSUFFICIENT FINGERPRINTS	0	0	0
OTHER	0	0	0
<b>TOTAL</b>	<b>7</b>	<b>7</b>	<b>14</b>

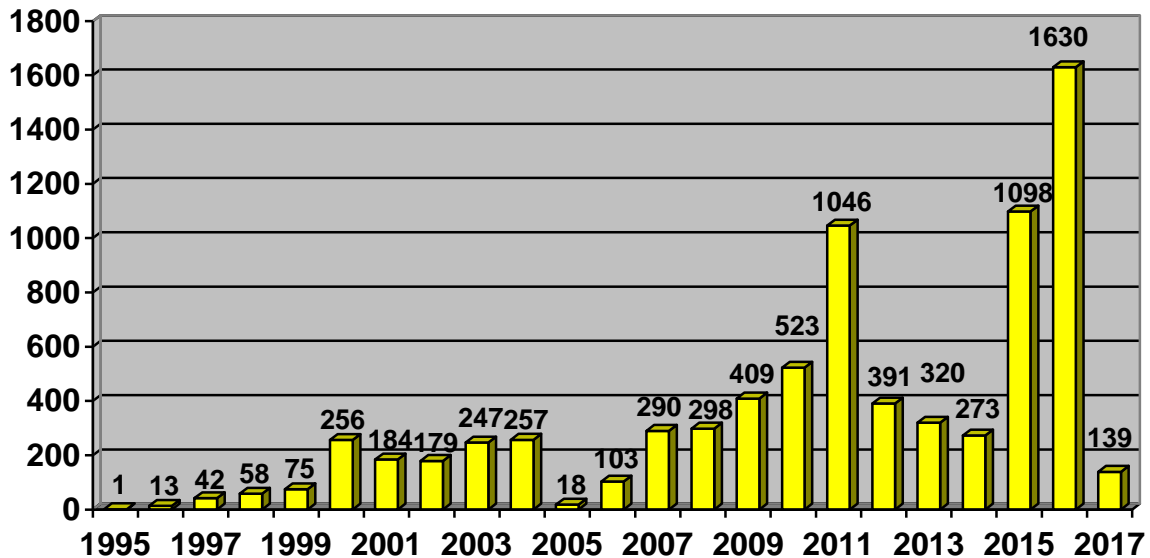
### Felonies included:

Sex Crimes  
Possession of a Firearm

Aggravated Assault

\*Some permit holders had multiple charges, however only the most serious charge is represented.

## REVOCATIONS



# SUSPENSIONS 3rd QUARTER 2017

52 Concealed Carry Permits were suspended during the 3rd quarter of 2017. Listed below are the reasons for suspension.

REASON	JULY '17	AUG '17	SEPT '17
ALCOHOL VIOLATION	0	1	2
PROTECTIVE ORDER	1	1	2
WANTED PERSON	0	0	0
FIREARM OFFENSE	0	0	0
THREAT TO SELF/OTHERS	0	2	2
DOMESTIC VIOLENCE	1	2	1
MORAL TURPITUDE	0	2	4
CONTROLLED SUBSTANCE	3	1	2
FELONY	4	7	9
INSUFFICIENT FINGERPRINTS	0	0	0
OTHER	2	1	2
<b>TOTAL</b>	<b>11</b>	<b>17</b>	<b>24</b>

## Felonies included:

Burglary  
 Aggravated Assault  
 Theft  
 Sex Abuse of a Minor

Possession of Weapons  
 Rape  
 Murder  
 Counterfeiting

\*Some permit holders had multiple charges, however only the most serious charge is represented.

# SUSPENSIONS

