



**BUREAU OF CRIMINAL  
IDENTIFICATION**

**FIREARM  
STATISTICAL  
REVIEW**

**FOURTH QUARTER 2017**

---

---

# Brady Monthly Totals (12 Months)

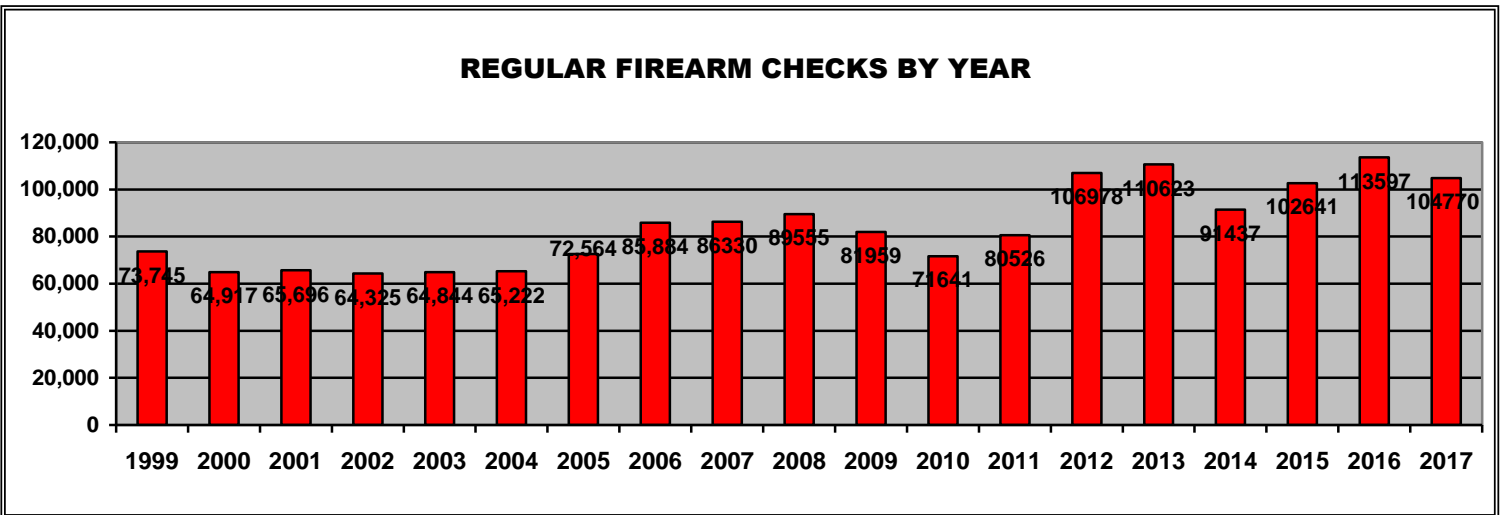
## REGULAR FIREARM CHECKS

### (Not Individual Sales)

Month	Total	Denials	Denial Reasons										Denial %
			WAR	Fel	State	D V	Drug	Ment	IA	P O	PF	DD	
Dec '17	16,043	184	8	27	45	13	32	8	4	33	14	0	1.15%
Nov '17	12,501	163	6	39	41	7	29	10	4	12	15	0	1.3%
Oct '17	8351	144	1	23	44	12	28	4	1	24	7	0	1.7%
Sep '17	7740	132	1	29	37	16	20	4	2	11	12	0	1.7%
Aug '17	6737	130	4	30	25	6	20	14	2	24	5	0	1.9%
Jul '17	5843	83	3	17	20	5	15	3	5	8	6	1	1.4%
Jun '17	7145	122	1	24	30	13	18	3	4	20	9	0	1.7%
May '17	7156	110	3	17	37	6	17	6	3	15	6	0	1.5%
Apr '17	8014	109	0	32	23	6	21	5	4	12	5	1	1.4%
Mar '17	9421	131	0	26	19	19	20	12	3	22	10	0	1.39%
Feb '17	9207	158	27	32	17	19	20	5	3	21	14	0	1.72%
Jan '17	6612	118	39	18	14	10	17	2	0	13	5	0	1.78%
<b>TOTALS</b>	<b>104,770</b>	<b>1584</b>	<b>93</b>	<b>314</b>	<b>352</b>	<b>132</b>	<b>257</b>	<b>76</b>	<b>35</b>	<b>215</b>	<b>108</b>	<b>2</b>	<b>1.5%</b>

\* Note: WAR = Warrant, Fel = Felony, State = State Prohibitor, DV = Domestic Violence, Drug = Drug Prohibitor, Ment = Mental Defective, IA = Illegal Alien, P O = Protective Order, PF = Pending Felony, DD = Dishonorable Discharge

### REGULAR FIREARM CHECKS BY YEAR



# FIREARM CHECKS BY COUNTY

## FOURTH QUARTER 2017

There were 36,895 regular firearm requests to purchase or redeem weapons during the 4<sup>th</sup> quarter of 2017. 491 requests were denied. The following tables reflect transfer requests by county, and the % of checks.

COUNTY	REQUESTS	PERCENT	COUNTY	REQUESTS	PERCENT
BEAVER	301	.82%	PIUTE	1	.003%
BOX ELDER	263	.71%	RICH	16	.04%
CACHE	1876	5.1%	SALT LAKE	9118	24.7%
CARBON	336	.91%	SAN JUAN	62	.17%
DAGGETT	0	0%	SANPETE	304	.82%
DAVIS	3545	9.6%	SEVIER	629	1.7%
DUCHESNE	464	1.26%	SUMMIT	175	.47%
EMERY	71	.19%	TOOELE	893	2.4%
GARFIELD	20	.05%	UINTAH	1326	3.6%
GRAND	150	.41%	UTAH	8754	23.7%
IRON	1303	3.5%	WASATCH	437	1.2%
JUAB	99	.27%	WASHINGTON	2829	7.7%
KANE	75	.20%	WAYNE	38	.10%
MILLARD	190	.52%	WEBER	3514	9.5%
MORGAN	106	.29%	<b>TOTAL</b>	<b>36,895</b>	<b>100%</b>

- All percentages rounded
- Recording process for counties corrected in October 2014

## DENIALS

Month	Total	Denials	Denial Reasons										Denial %
			WAR	Fel	State	*D V	Drug	Ment	IA	*P O	PF	DD	
Dec '17	16,043	184	8	27	45	13	32	8	4	33	14	0	1.15%
Nov '17	12,501	163	6	39	41	7	29	10	4	12	15	0	1.3%
Oct '17	8351	144	1	23	44	12	28	4	1	24	7	0	1.7%

\* Note: WAR = Warrant, Fel = Felony, State = State Prohibitor, DV = Domestic Violence, Drug = Drug Prohibitor, Ment = Mental Defective, IA = Illegal Alien, PO = Protective Order, PF = Pending Felony, DD = Dishonorable Discharge

1,884 Regular Firearm Requests were pawn redemptions, of which 50 (2.65%) were denied.  
 35,011 Regular Firearm Requests were sales of new or used weapons, of which 441 (1.26%) were denied.

There were 35,092 requests for Concealed Firearm Permit Verifications for the 4<sup>th</sup> Qtr. of 2017 for the purchase or redemption of firearms.

# CONCEALED FIREARMS 4th QUARTER 2017

## OVERVIEW

717,158 Total Valid Permits as of December 31, 2017  
463,754 Permit Holders are non-residents  
253,404 Permit Holders are Utah residents

11,139 Permits Issued 4th Quarter  
16,760 Permits Renewed 4th Quarter  
252 Applications Denied 4th Quarter  
65 Permits Revoked 4th Quarter  
86 Permits Suspended 4th Quarter

1,307 Total Valid Provisional Permits as of December 31, 2017  
40 Provisional Permit Holders are non-residents  
1,267 Provisional Permit Holders are Utah residents

469 Provisional Permits Issued 4th Quarter  
6 Provisional Permits Denied 4th Quarter

409 new concealed carry applications or active concealed firearm permits were denied, revoked or suspended during the 4th quarter of 2017. The applicant has the right to appeal to the Concealed Firearm Review Board, which will review the reason for denial. Approximately 20 revocation, denial, and suspension appeals are reviewed by the Concealed Firearm Review Board each quarter; the Board overturns approximately 1% after review.

A permit application may be denied for any of the following reasons:

1. Felony conviction
2. Convicted of an offense involving the use of alcohol
3. Convicted of a crime of violence
4. Convicted of any offenses involving controlled substance
5. Convicted of an offense of moral turpitude (fraud, theft, tax evasion, issuing bad checks, robbery, bribery, perjury, extortion, arson, criminal mischief, falsifying government records, forgery, receiving stolen property, burglary, vandalism, kidnapping)
6. Convicted of an offense involving domestic violence
7. Has been adjudicated as mentally incompetent
8. Is not qualified to purchase and possess a dangerous weapon or handgun pursuant to federal or Utah state law
9. Cause to believe applicant may be a danger to self or others by evidence including but not restricted to:
  - A. Past pattern of behavior involving unlawful violence or threats of unlawful violence
  - B. Past participation in incidents involving unlawful violence or threats of unlawful violence
  - C. Conviction of any offense in involving weapons violations
10. Submitting insufficient fingerprints for the Federal Bureau of Investigation to conduct a search of its files for criminal history information.

When assessing good character the bureau may consider mitigating circumstances. Mitigating circumstances may include length of time since an offense, number of offenses, and type of offenses.



## DENIALS 4th QUARTER 2017

252 Concealed Carry Permit applications were denied during the 4th quarter of 2017. Listed below are the reasons for denial.

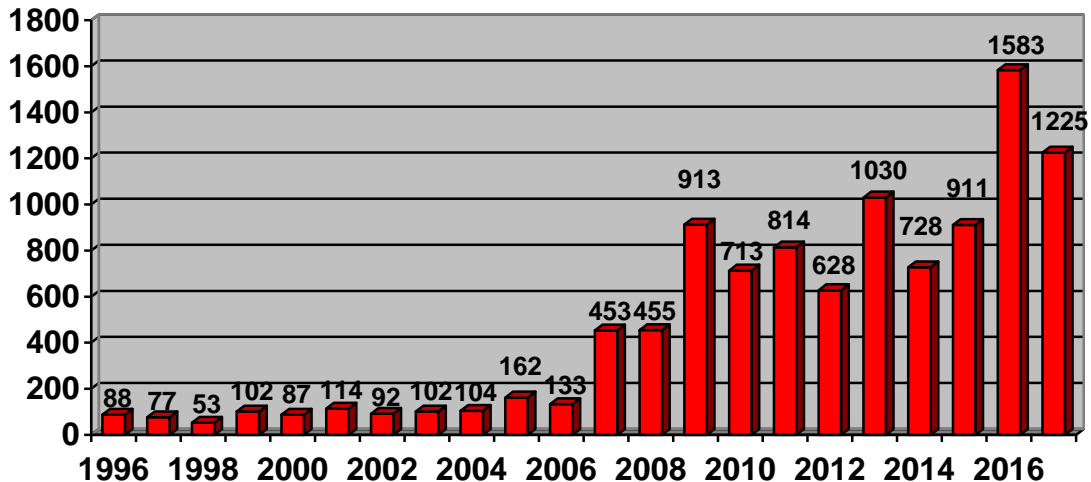
REASON	OCT '17	NOV '17	DEC '17
ALCOHOL VIOLATION	19	30	26
PROTECTIVE ORDER	4	1	2
WANTED PERSON	1	1	0
FIREARM OFFENSE	0	0	0
THREAT TO SELF/OTHERS	0	1	1
DOMESTIC VIOLENCE	5	12	14
MORAL TURPITUDE	20	19	16
CONTROLLED SUBSTANCE	5	3	8
FELONY	18	18	10
INSUFFICIENT FINGERPRINTS	1	0	0
OTHER	7	6	4
<b>TOTAL</b>	<b>80</b>	<b>91</b>	<b>81</b>

### Felonies included:

- |   |  |
|---|--|
| <ul style="list-style-type: none"> <li>DUI</li> <li>Criminal Endangerment</li> <li>Possession of Controlled Substance</li> <li>Assault</li> <li>Sex Abuse</li> <li>Breaking and Entering</li> </ul> | <ul style="list-style-type: none"> <li>Possession of Stolen Vehicle</li> <li>Fraud</li> <li>Murder</li> <li>Forgery</li> <li>Possession of Forged Instrument</li> <li>Receive Stolen Property</li> </ul> |
|---|--|

\*Some permit holders had multiple charges, however only the most serious charge is represented.

## DENIALS



# REVOCATIONS 4th QUARTER 2017

65 Concealed Carry Permits were revoked during the 4th quarter of 2017. Listed below are the reasons for revocation.

REASON	OCT '17	NOV '17	DEC '17
ALCOHOL VIOLATION	11	8	15
PROTECTIVE ORDER	0	0	0
WANTED PERSON	0	0	0
FIREARM OFFENSE	0	0	0
THREAT TO SELF/OTHERS	1	0	1
DOMESTIC VIOLENCE	1	1	2
MORAL TURPITUDE	6	4	1
CONTROLLED SUBSTANCE	1	1	1
FELONY	2	3	6
INSUFFICIENT FINGERPRINTS	0	0	0
OTHER	0	0	0
<b>TOTAL</b>	<b>22</b>	<b>17</b>	<b>26</b>

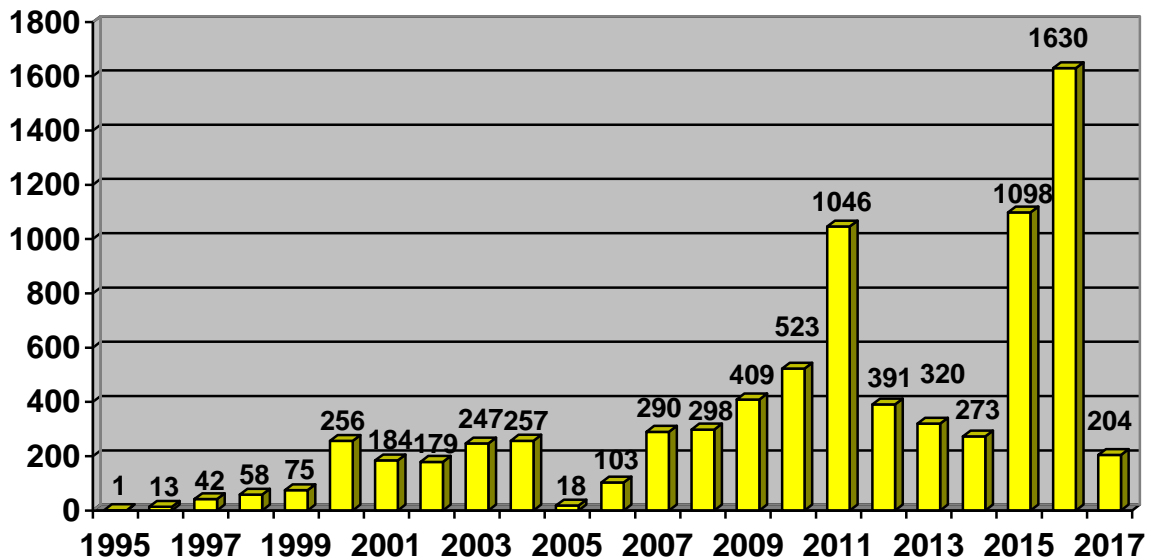
## Felonies included:

Illegal Sex Acts  
 Fraud  
 Theft

Aggravated Assault  
 Sodomy on a Child  
 Sexual Abuse

\*Some permit holders had multiple charges, however only the most serious charge is represented.

# REVOCATIONS



# SUSPENSIONS 4th QUARTER 2017

86 Concealed Carry Permits were suspended during the 4th quarter of 2017. Listed below are the reasons for suspension.

REASON	OCT '17	NOV '17	DEC '17
ALCOHOL VIOLATION	2	7	1
PROTECTIVE ORDER	0	1	0
WANTED PERSON	0	0	0
FIREARM OFFENSE	0	0	0
THREAT TO SELF/OTHERS	3	4	1
DOMESTIC VIOLENCE	4	1	3
MORAL TURPITUDE	7	16	5
CONTROLLED SUBSTANCE	1	4	1
FELONY	9	8	6
INSUFFICIENT FINGERPRINTS	0	0	0
OTHER	1	1	0
<b>TOTAL</b>	<b>27</b>	<b>42</b>	<b>17</b>

## Felonies included:

Negligent Injury  
 Assault  
 Theft  
 Sex Abuse of a Minor

Domestic Violence  
 Bigamy  
 Murder  
 Possession of a Controlled Substance

\*Some permit holders had multiple charges, however only the most serious charge is represented.

# SUSPENSIONS

