



**BUREAU OF CRIMINAL
IDENTIFICATION**

**FIREARM
STATISTICAL
REVIEW**

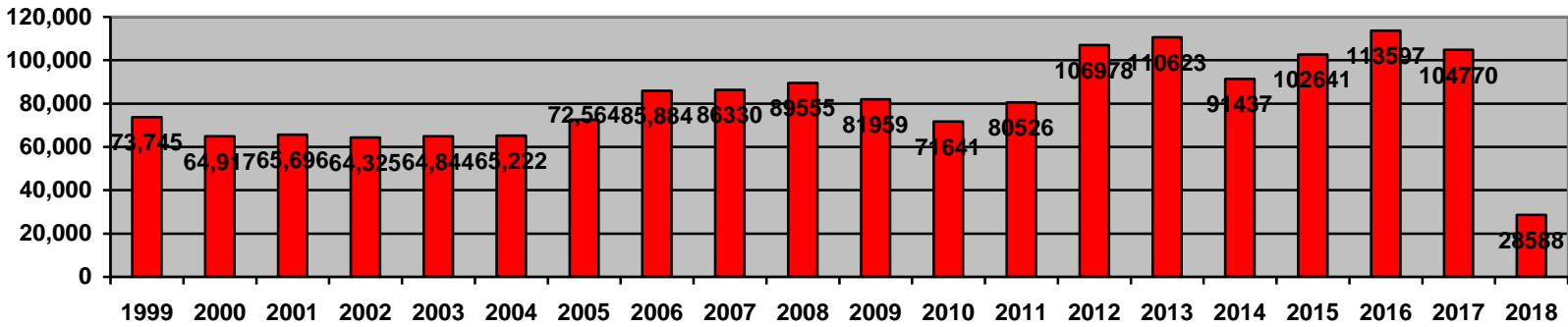
FIRST QUARTER 2018

Brady Monthly Totals (12 Months) REGULAR FIREARM CHECKS (Not Individual Sales)

Month	Total	Denials	Denial Reasons										Denial %
			WAR	Fel	State	D V	Drug	Ment	IA	P O	PF	DD	
Mar '18	11,908	154	7	38	39	8	19	6	8	22	7	0	1.3%
Feb '18	9487	148	5	36	41	5	20	9	2	24	6	0	1.6%
Jan '18	7193	100	3	17	27	7	16	5	3	14	8	0	1.4%
Dec '17	16,043	184	8	27	45	13	32	8	4	33	14	0	1.15%
Nov '17	12,501	163	6	39	41	7	29	10	4	12	15	0	1.3%
Oct '17	8351	144	1	23	44	12	28	4	1	24	7	0	1.7%
Sep '17	7740	132	1	29	37	16	20	4	2	11	12	0	1.7%
Aug '17	6737	130	4	30	25	6	20	14	2	24	5	0	1.9%
Jul '17	5843	83	3	17	20	5	15	3	5	8	6	1	1.4%
Jun '17	7145	122	1	24	30	13	18	3	4	20	9	0	1.7%
May '17	7156	110	3	17	37	6	17	6	3	15	6	0	1.5%
Apr '17	8014	109	0	32	23	6	21	5	4	12	5	1	1.4%
TOTALS	108,118	1579	42	329	409	104	255	77	42	219	100	2	1.5%

* Note: WAR = Warrant, Fel = Felony, State = State Prohibitor, DV = Domestic Violence, Drug = Drug Prohibitor, Ment = Mental Defective, IA = Illegal Alien, P O = Protective Order, PF = Pending Felony, DD = Dishonorable Discharge

REGULAR FIREARM CHECKS BY YEAR



FIREARM CHECKS BY COUNTY

FIRST QUARTER 2018

There were 28,588 regular firearm requests to purchase or redeem weapons during the 1st quarter of 2018. 402 requests were denied. The following tables reflect transfer requests by county, and the % of checks.

COUNTY	REQUESTS	PERCENT	COUNTY	REQUESTS	PERCENT
BEAVER	216	.76%	PIUTE	0	.0%
BOX ELDER	221	.77%	RICH	8	.03%
CACHE	1163	4.1%	SALT LAKE	8041	28.1%
CARBON	337	1.2%	SAN JUAN	75	.26%
DAGGETT	0	0%	SANPETE	234	.82%
DAVIS	2661	9.3%	SEVIER	365	1.3%
DUCHESNE	355	1.24%	SUMMIT	134	.47%
EMERY	79	.28%	TOOELE	896	3.13%
GARFIELD	9	.03%	UINTAH	862	3.0%
GRAND	131	.46%	UTAH	6006	21.0%
IRON	1037	3.6%	WASATCH	251	.88%
JUAB	127	.44%	WASHINGTON	1985	6.9%
KANE	68	.24%	WAYNE	17	.06%
MILLARD	183	.64%	WEBER	3059	10.7%
MORGAN	68	.24%	TOTAL	36,895	100%

- All percentages rounded
- Recording process for counties corrected in October 2014

DENIALS

Month	Total	Denials	Denial Reasons										Denial %
			WAR	Fel	State	*D V	Drug	Ment	IA	*P O	PF	DD	
Mar '18	11,908	154	7	38	39	8	19	6	8	22	7	0	1.3%
Feb '18	9487	148	5	36	41	5	20	9	2	24	6	0	1.6%
Jan '18	7193	100	3	17	27	7	16	5	3	14	8	0	1.4%

* Note: WAR = Warrant, Fel = Felony, State = State Prohibitor, DV = Domestic Violence, Drug = Drug Prohibitor, Ment = Mental Defective, IA = Illegal Alien, PO = Protective Order, PF = Pending Felony, DD = Dishonorable Discharge

2,114 Regular Firearm Requests were pawn redemptions, of which 40 (1.9%) were denied.
 26,474 Regular Firearm Requests were sales of new or used weapons, of which 362 (1.37%) were denied.

There were 29,715 requests for Concealed Firearm Permit Verifications for the 1st Qtr. of 2018 for the purchase or redemption of firearms.

CONCEALED FIREARMS 1st QUARTER 2018

OVERVIEW

715,540 Total Valid Permits as of March 31, 2018
462,113 Permit Holders are non-residents
253,427 Permit Holders are Utah residents

12,798 Permits Issued 1st Quarter
27,507 Permits Renewed 1st Quarter
278 Applications Denied 1st Quarter
46 Permits Revoked 1st Quarter
66 Permits Suspended 1st Quarter

1,694 Total Valid Provisional Permits as of March 31, 2018
49 Provisional Permit Holders are non-residents
1,645 Provisional Permit Holders are Utah residents

481 Provisional Permits Issued 1st Quarter
4 Provisional Permits Denied 1st Quarter

394 new concealed carry applications or active concealed firearm permits were denied, revoked or suspended during the 1st quarter of 2018. The applicant has the right to appeal to the Concealed Firearm Review Board, which will review the reason for denial. Approximately 20 revocation, denial, and suspension appeals are reviewed by the Concealed Firearm Review Board each quarter; the Board overturns approximately 1% after review.

A permit application may be denied for any of the following reasons:

1. Felony conviction
2. Convicted of an offense involving the use of alcohol
3. Convicted of a crime of violence
4. Convicted of any offenses involving controlled substance
5. Convicted of an offense of moral turpitude (fraud, theft, tax evasion, issuing bad checks, robbery, bribery, perjury, extortion, arson, criminal mischief, falsifying government records, forgery, receiving stolen property, burglary, vandalism, kidnapping)
6. Convicted of an offense involving domestic violence
7. Has been adjudicated as mentally incompetent
8. Is not qualified to purchase and possess a dangerous weapon or handgun pursuant to federal or Utah state law
9. Cause to believe applicant may be a danger to self or others by evidence including but not restricted to:
 - A. Past pattern of behavior involving unlawful violence or threats of unlawful violence
 - B. Past participation in incidents involving unlawful violence or threats of unlawful violence
 - C. Conviction of any offense in involving weapons violations
10. Submitting insufficient fingerprints for the Federal Bureau of Investigation to conduct a search of its files for criminal history information.

When assessing good character the bureau may consider mitigating circumstances. Mitigating circumstances may include length of time since an offense, number of offenses, and type of offenses.

DENIALS 1st QUARTER 2018

278 Concealed Carry Permit applications were denied during the 1st quarter of 2018. Listed below are the reasons for denial.

REASON	JAN '18	FEB '18	MAR '18
ALCOHOL VIOLATION	21	15	39
PROTECTIVE ORDER	5	9	4
WANTED PERSON	3	1	1
FIREARM OFFENSE	0	0	0
THREAT TO SELF/OTHERS	1	2	1
DOMESTIC VIOLENCE	12	3	13
MORAL TURPITUDE	25	14	19
CONTROLLED SUBSTANCE	6	3	10
FELONY	15	16	18
INSUFFICIENT FINGERPRINTS	3	1	2
OTHER	3	5	8
TOTAL	94	69	115

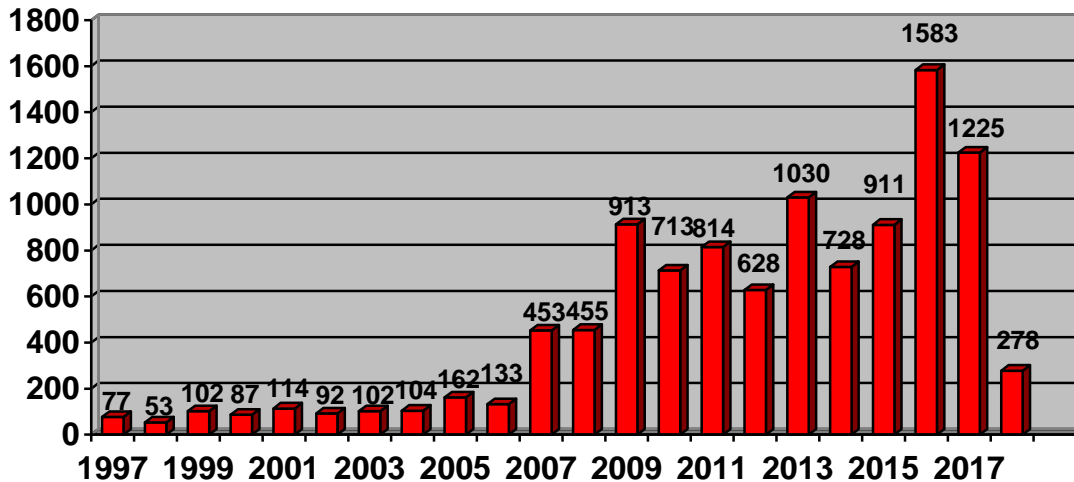
Felonies included:

Throw/Drop Object on Vehicle
 Bad Check
 Possession of Controlled Substance
 Assault
 Aggravated Battery
 Assault on Police Officer

Harmful Material to a Minor
 Burglary
 Unlawful Use of Weapon
 Embezzlement
 Possession of Stolen Property
 Theft

*Some permit holders had multiple charges, however only the most serious charge is represented.

DENIALS



REVOCATIONS 1st QUARTER 2018

46 Concealed Carry Permits were revoked during the 1st quarter of 2018. Listed below are the reasons for revocation.

REASON	JAN '18	FEB '18	MAR '18
ALCOHOL VIOLATION	7	7	7
PROTECTIVE ORDER	0	1	0
WANTED PERSON	0	0	0
FIREARM OFFENSE	0	0	0
THREAT TO SELF/OTHERS	0	0	1
DOMESTIC VIOLENCE	1	1	2
MORAL TURPITUDE	5	3	5
CONTROLLED SUBSTANCE	1	0	1
FELONY	0	2	2
INSUFFICIENT FINGERPRINTS	0	0	0
OTHER	0	0	0
TOTAL	14	14	18

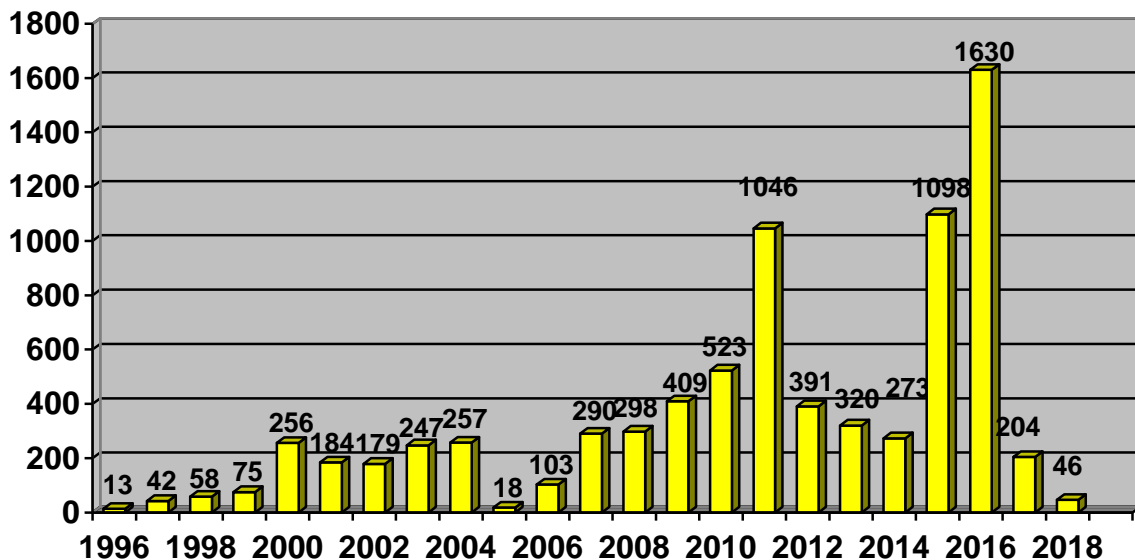
Felonies included:

Money Laundering
Entice a Minor

Theft
Aggravated Assault

*Some permit holders had multiple charges, however only the most serious charge is represented.

REVOCATIONS



SUSPENSIONS 1st QUARTER 2018

66 Concealed Carry Permits were suspended during the 1st quarter of 2018. Listed below are the reasons for suspension.

REASON	JAN '18	FEB '18	MAR '18
ALCOHOL VIOLATION	1	3	7
PROTECTIVE ORDER	1	5	4
WANTED PERSON	0	0	0
FIREARM OFFENSE	0	0	0
THREAT TO SELF/OTHERS	0	2	2
DOMESTIC VIOLENCE	2	2	3
MORAL TURPITUDE	3	4	4
CONTROLLED SUBSTANCE	0	1	5
FELONY	6	6	3
INSUFFICIENT FINGERPRINTS	0	0	0
OTHER	0	2	0
TOTAL	13	25	28

Felonies included:

Possession of Weapons
Theft of Rental Vehicle
Fraud
Criminal Mischief

Aggravated Assault
Child Kidnapping
Forgery
Assault

*Some permit holders had multiple charges, however only the most serious charge is represented.

SUSPENSIONS

