



**BUREAU OF CRIMINAL  
IDENTIFICATION**

**FIREARM  
STATISTICAL  
REVIEW**

**SECOND QUARTER 2018**

---

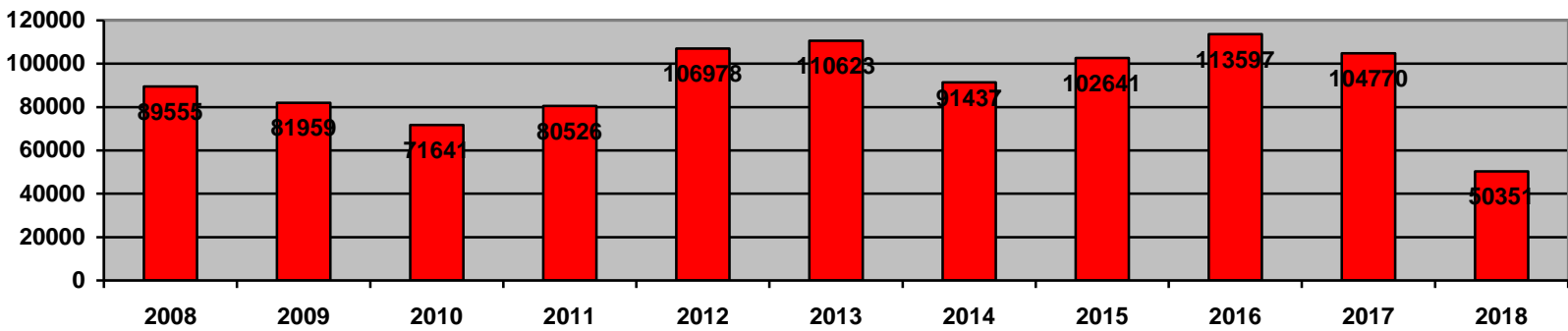
---

# Brady Monthly Totals (12 Months) REGULAR FIREARM CHECKS (Not Individual Sales)

Month	Total	Denials	Denial Reasons										Denial %
			WAR	Fel	State	D V	Drug	Ment	IA	P O	PF	DD	
Jun '18	6504	75	1	21	15	4	13	2	2	10	7	0	1.2%
May '18	7081	115	4	22	25	11	27	3	4	11	8	0	1.6%
Apr '18	8178	108	4	26	19	6	23	11	1	15	3	0	1.3%
Mar '18	11,908	154	7	38	39	8	19	6	8	22	7	0	1.3%
Feb '18	9487	148	5	36	41	5	20	9	2	24	6	0	1.6%
Jan '18	7193	100	3	17	27	7	16	5	3	14	8	0	1.4%
Dec '17	16,043	184	8	27	45	13	32	8	4	33	14	0	1.15%
Nov '17	12,501	163	6	39	41	7	29	10	4	12	15	0	1.3%
Oct '17	8351	144	1	23	44	12	28	4	1	24	7	0	1.7%
Sep '17	7740	132	1	29	37	16	20	4	2	11	12	0	1.7%
Aug '17	6737	130	4	30	25	6	20	14	2	24	5	0	1.9%
Jul '17	5843	83	3	17	20	5	15	3	5	8	6	1	1.4%
<b>TOTALS</b>	<b>107,566</b>	<b>1536</b>	<b>47</b>	<b>325</b>	<b>378</b>	<b>100</b>	<b>262</b>	<b>79</b>	<b>38</b>	<b>208</b>	<b>98</b>	<b>1</b>	<b>1.4%</b>

\* Note: WAR = Warrant, Fel = Felony, State = State Prohibitor (includes Juvenile Adjudications, Court Orders, and domestic Assault under 76-5-102 that cannot be included in the federal MCDV numbers), DV = Domestic Violence, Drug = Drug Prohibitor, Ment = Mental Defective, IA = Illegal Alien, P O = Protective Order, PF = Pending Felony, DD = Dishonorable Discharge

## REGULAR FIREARM CHECKS BY YEAR



# FIREARM CHECKS BY COUNTY

## SECOND QUARTER 2018

There were 21,763 regular firearm requests to purchase or redeem weapons during the 2<sup>nd</sup> quarter of 2018. 298 requests were denied. The following tables reflect transfer requests by county, and the % of checks.

COUNTY	REQUESTS	PERCENT	COUNTY	REQUESTS	PERCENT
BEAVER	203	.93%	PIUTE	0	.0%
BOX ELDER	199	.91%	RICH	12	.06%
CACHE	1053	4.8%	SALT LAKE	6103	28%
CARBON	275	1.3%	SAN JUAN	49	.23%
DAGGETT	0	0%	SANPETE	172	.79%
DAVIS	1913	8.8%	SEVIER	269	1.2%
DUCHESNE	326	1.5%	SUMMIT	107	.49%
EMERY	71	.33%	TOOELE	579	2.7%
GARFIELD	13	.06%	UINTAH	709	3.3%
GRAND	83	.38%	UTAH	4408	20.3%
IRON	678	3.1%	WASATCH	254	1.2%
JUAB	55	.25%	WASHINGTON	1632	7.5%
KANE	47	.22%	WAYNE	16	.07%
MILLARD	164	.75%	WEBER	2313	10.6%
MORGAN	60	.28%	<b>TOTAL</b>	<b>36,895</b>	<b>100%</b>

- All percentages rounded
- Recording process for counties corrected in October 2014

## DENIALS

Month	Total	Denials	Denial Reasons										Denial %
			WAR	Fel	State	*D V	Drug	Ment	IA	*P O	PF	DD	
Jun '18	6504	75	1	21	15	4	13	2	2	10	7	0	1.2%
May '18	7081	115	4	22	25	11	27	3	4	11	8	0	1.6%
Apr '18	8178	108	4	26	19	6	23	11	1	15	3	0	1.3%

\* Note: WAR = Warrant, Fel = Felony, State = State Prohibitor (includes Juvenile Adjudications, Court Orders, and domestic Assault under 76-5-102 that cannot be included in the federal MCDV numbers), , DV = Domestic Violence, Drug = Drug Prohibitor, Ment = Mental Defective, IA = Illegal Alien, PO = Protective Order, PF = Pending Felony, DD = Dishonorable Discharge

1,629 Regular Firearm Requests were pawn redemptions, of which 32 (1.96%) were denied.  
20,134 Regular Firearm Requests were sales of new or used weapons, of which 266 (1.3%) were denied.

There were 24,545 requests for Concealed Firearm Permit Verifications for the 2<sup>nd</sup> Qtr. of 2018 for the purchase or redemption of firearms.

# CONCEALED FIREARMS 2nd QUARTER 2018

## OVERVIEW

713,550 Total Valid Permits as of June 30, 2018  
457,826 Permit Holders are non-residents  
255,724 Permit Holders are Utah residents

22,641 Permits Issued 2nd Quarter  
33,355 Permits Renewed 2nd Quarter  
508 Applications Denied 2nd Quarter  
47 Permits Revoked 2nd Quarter  
78 Permits Suspended 2nd Quarter

2,222 Total Valid Provisional Permits as of March 31, 2018  
72 Provisional Permit Holders are non-residents  
2,150 Provisional Permit Holders are Utah residents

706 Provisional Permits Issued 2nd Quarter  
8 Provisional Permits Denied 2nd Quarter  
2 Provisional Permits Suspended 2nd Quarter

645 new concealed carry applications or active concealed firearm permits were denied, revoked or suspended during the 2nd quarter of 2018. The applicant has the right to appeal to the Concealed Firearm Review Board, which will review the reason for denial. Approximately 20 revocation, denial, and suspension appeals are reviewed by the Concealed Firearm Review Board each quarter; the Board overturns approximately 1% after review.

A permit application may be denied for any of the following reasons:

1. Felony conviction
2. Convicted of an offense involving the use of alcohol
3. Convicted of a crime of violence
4. Convicted of any offenses involving controlled substance
5. Convicted of an offense of moral turpitude (fraud, theft, tax evasion, issuing bad checks, robbery, bribery, perjury, extortion, arson, criminal mischief, falsifying government records, forgery, receiving stolen property, burglary, vandalism, kidnapping)
6. Convicted of an offense involving domestic violence
7. Has been adjudicated as mentally incompetent
8. Is not qualified to purchase and possess a dangerous weapon or handgun pursuant to federal or Utah state law
9. Cause to believe applicant may be a danger to self or others by evidence including but not restricted to:
  - A. Past pattern of behavior involving unlawful violence or threats of unlawful violence
  - B. Past participation in incidents involving unlawful violence or threats of unlawful violence
  - C. Conviction of any offense in involving weapons violations
10. Submitting insufficient fingerprints for the Federal Bureau of Investigation to conduct a search of its files for criminal history information.

When assessing good character the bureau may consider mitigating circumstances. Mitigating circumstances may include length of time since an offense, number of offenses, and type of offenses.

## DENIALS 2nd QUARTER 2018

516 Concealed Carry Permit applications were denied during the 2nd quarter of 2018. Listed below are the reasons for denial.

REASON	APR '18	MAY '18	JUN '18
ALCOHOL VIOLATION	39	42	46
PROTECTIVE ORDER	3	9	7
WANTED PERSON	4	2	4
FIREARM OFFENSE	0	1	1
THREAT TO SELF/OTHERS	1	7	12
DOMESTIC VIOLENCE	22	27	12
MORAL TURPITUDE	29	33	36
CONTROLLED SUBSTANCE	14	18	17
FELONY	33	21	31
INSUFFICIENT FINGERPRINTS	2	0	0
OTHER	16	15	12
<b>TOTAL</b>	<b>163</b>	<b>175</b>	<b>178</b>

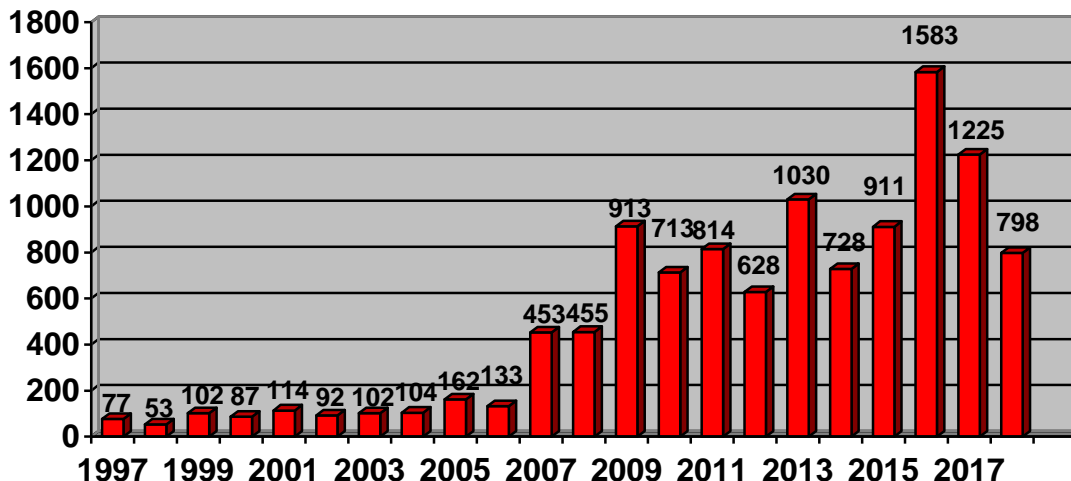
### Felonies included:

Possession of Explosives  
 Auto Burglary  
 DUI  
 Assault  
 Domestic Violence  
 Eavesdropping

Receiving Stolen Property  
 Arson  
 Terroristic Threat  
 Embezzlement  
 Kidnapping  
 Theft

\*Some permit holders had multiple charges, however only the most serious charge is represented.

## DENIALS



# REVOCATIONS 2nd QUARTER 2018

47 Concealed Carry Permits were revoked during the 2nd quarter of 2018. Listed below are the reasons for revocation.

REASON	APR '18	MAY '18	JUN '18
ALCOHOL VIOLATION	3	17	4
PROTECTIVE ORDER	0	0	0
WANTED PERSON	0	0	0
FIREARM OFFENSE	0	0	0
THREAT TO SELF/OTHERS	0	2	0
DOMESTIC VIOLENCE	2	4	2
MORAL TURPITUDE	2	3	1
CONTROLLED SUBSTANCE	0	4	0
FELONY	1	1	0
INSUFFICIENT FINGERPRINTS	0	0	0
OTHER	0	1	0
<b>TOTAL</b>	<b>8</b>	<b>32</b>	<b>7</b>

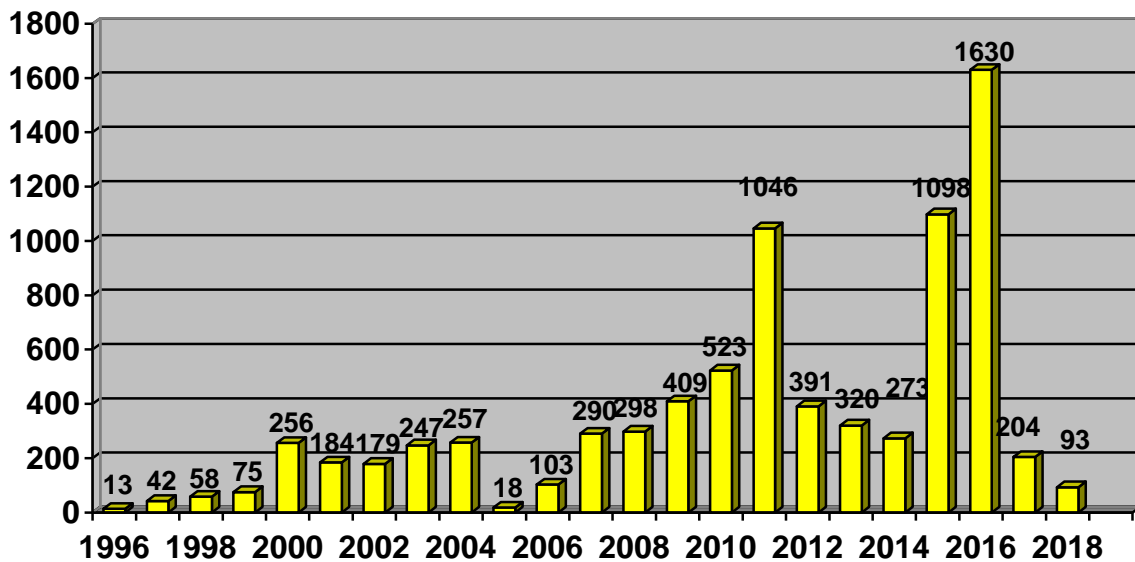
## Felonies included:

Possession of a Firearm by a Restricted Person

Forgery

\*Some permit holders had multiple charges, however only the most serious charge is represented.

# REVOCATIONS



# SUSPENSIONS 2nd QUARTER 2018

80 Concealed Carry Permits were suspended during the 2nd quarter of 2018. Listed below are the reasons for suspension.

REASON	APR '18	MAY '18	JUN '18
ALCOHOL VIOLATION	1	6	0
PROTECTIVE ORDER	6	10	0
WANTED PERSON	0	0	0
FIREARM OFFENSE	0	0	0
THREAT TO SELF/OTHERS	2	6	0
DOMESTIC VIOLENCE	2	2	1
MORAL TURPITUDE	3	3	2
CONTROLLED SUBSTANCE	2	5	1
FELONY	3	20	3
INSUFFICIENT FINGERPRINTS	0	0	0
OTHER	0	2	0
<b>TOTAL</b>	<b>19</b>	<b>54</b>	<b>7</b>

## Felonies included:

Unlawful Sexual Conduct  
Rape  
Fraud  
Manslaughter

Witness Tampering  
Possession of Dangerous Weapon  
Forgery  
Kidnapping

\*Some permit holders had multiple charges, however only the most serious charge is represented.

# SUSPENSIONS

