



**BUREAU OF CRIMINAL
IDENTIFICATION**

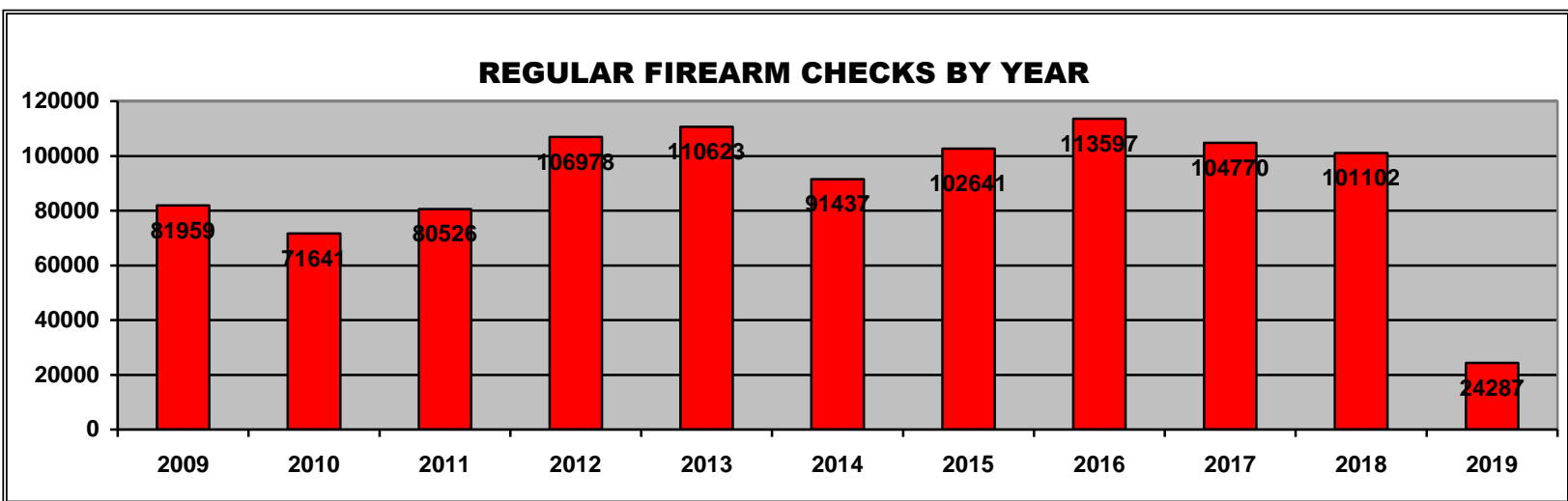
**FIREARM
STATISTICAL
REVIEW**

FIRST QUARTER 2019

Brady Monthly Totals (12 Months) REGULAR FIREARM CHECKS (Not Individual Sales)

Month	Total	Denials	Denial Reasons										Denial %
			WAR	Fel	State	D V	Drug	Ment	IA	P O	PF	DD	
Mar '19	10028	110	6	24	18	11	31	4	2	11	3	0	1.1%
Feb '19	7547	122	3	38	25	4	25	8	0	11	8	0	1.6%
Jan '19	6712	75	3	25	12	6	14	3	0	8	4	0	1.1%
Dec '18	13617	117	3	27	21	9	24	6	0	15	12	0	.86%
Nov '18	10502	120	5	30	23	7	24	5	1	17	8	0	1.1%
Oct '18	7208	110	4	31	17	12	15	10	1	14	6	0	1.5%
Sep '18	6975	113	5	23	28	11	21	5	1	16	3	0	1.6%
Aug '18	6568	79	3	28	10	5	14	1	3	10	5	0	1.2%
Jul '18	5881	88	4	20	18	5	13	5	1	12	10	0	1.5%
Jun '18	6504	75	1	21	15	4	13	2	2	10	7	0	1.2%
May '18	7081	115	4	22	25	11	27	3	4	11	8	0	1.6%
Apr '18	8178	108	4	26	19	6	23	11	1	15	3	0	1.3%
TOTALS	96,801	1232	45	315	231	91	244	63	16	150	77	0	1.3%

* Note: WAR = Warrant, Fel = Felony, State = State Prohibitor (includes Juvenile Adjudications, Court Orders, and domestic Assault under 76-5-102 that cannot be included in the federal MCDV numbers), DV = Domestic Violence, Drug = Drug Prohibitor, Ment = /Mental Defective, IA = Illegal Alien, P O = Protective Order, PF = Pending Felony, DD = Dishonorable Discharge



FIREARM CHECKS BY COUNTY

FIRST QUARTER 2019

There were 24,287 regular firearm requests to purchase or redeem weapons during the 1st quarter of 2019. 307 requests were denied. The following tables reflect transfer requests by county, and the % of checks.

COUNTY	REQUESTS	PERCENT	COUNTY	REQUESTS	PERCENT
BEAVER	247	1%	PIUTE	0	.0%
BOX ELDER	138	.57%	RICH	4	.02%
CACHE	975	4%	SALT LAKE	7021	28.9%
CARBON	368	1.5%	SAN JUAN	81	.33%
DAGGETT	0	0%	SANPETE	232	.96%
DAVIS	2002	8.2%	SEVIER	369	1.5%
DUCHESNE	380	1.6%	SUMMIT	131	.54%
EMERY	55	.23%	TOOELE	727	3.0%
GARFIELD	4	.02%	UINTAH	961	4.0%
GRAND	111	.46%	UTAH	4754	19.6%
IRON	821	3.4%	WASATCH	210	.87%
JUAB	79	.36%	WASHINGTON	1799	7.4%
KANE	56	.23%	WAYNE	23	.10%
MILLARD	171	.70%	WEBER	2520	10.4%
MORGAN	48	.20%	TOTAL	31,327	100%

- All percentages rounded
- Recording process for counties corrected in October 2014

DENIALS

Month	Total	Denials	Denial Reasons										Denial %
			WAR	Fel	State	*D V	Drug	Ment	IA	*P O	PF	DD	
Mar '19	10028	110	6	24	18	11	31	4	2	11	3	0	1.1%
Feb '19	7547	122	3	38	25	4	25	8	0	11	8	0	1.6%
Jan '19	6712	75	3	25	12	6	14	3	0	8	4	0	1.1%

* Note: WAR = Warrant, Fel = Felony, State = State Prohibitor (includes Juvenile Adjudications, Court Orders, and domestic Assault under 76-5-102 that cannot be included in the federal MCDV numbers), , DV = Domestic Violence, Drug = Drug Prohibitor, Ment = Mental Defective, IA = Illegal Alien, PO = Protective Order, PF = Pending Felony, DD = Dishonorable Discharge

1,953 Regular Firearm Requests were pawn redemptions, of which 25 (1.3%) were denied.
 22,334 Regular Firearm Requests were sales of new or used weapons, of which 282 (1.3%) were denied.

There were 27,021 requests for Concealed Firearm Permit Verifications for the 1st Qtr. of 2019 for the purchase or redemption of firearms.

CONCEALED FIREARMS 1st QUARTER 2019

OVERVIEW

705,438 Total Valid Permits as of March 31, 2019
446,088 Permit Holders are non-residents
259,350 Permit Holders are Utah residents

12,609 Permits Issued 1st Quarter
30,098 Permits Renewed 1st Quarter
278 Applications Denied 1st Quarter
109 Permits Revoked 1st Quarter
222 Permits Suspended 1st Quarter

2,621 Total Valid Provisional Permits as of March 31, 2019
94 Provisional Permit Holders are non-residents
2,527 Provisional Permit Holders are Utah residents

477 Provisional Permits Issued 1st Quarter
4 Provisional Permits Denied 1st Quarter
5 Provisional Permits Suspended 1st Quarter
1 Provisional Permits Revoked 1st Quarter

619 new concealed carry applications or active concealed firearm permits were denied, revoked or suspended during the 1st quarter of 2019. The applicant has the right to appeal to the Concealed Firearm Review Board, which will review the reason for denial. Approximately 20 revocation, denial, and suspension appeals are reviewed by the Concealed Firearm Review Board each quarter; the Board overturns approximately 1% after review.

A permit application may be denied for any of the following reasons:

1. Felony conviction
2. Convicted of an offense involving the use of alcohol
3. Convicted of a crime of violence
4. Convicted of any offenses involving controlled substance
5. Convicted of an offense of moral turpitude (fraud, theft, tax evasion, issuing bad checks, robbery, bribery, perjury, extortion, arson, criminal mischief, falsifying government records, forgery, receiving stolen property, burglary, vandalism, kidnapping)
6. Convicted of an offense involving domestic violence
7. Has been adjudicated as mentally incompetent
8. Is not qualified to purchase and possess a dangerous weapon or handgun pursuant to federal or Utah state law
9. Cause to believe applicant may be a danger to self or others by evidence including but not restricted to:
 - A. Past pattern of behavior involving unlawful violence or threats of unlawful violence
 - B. Past participation in incidents involving unlawful violence or threats of unlawful violence
 - C. Conviction of any offense in involving weapons violations
10. Submitting insufficient fingerprints for the Federal Bureau of Investigation to conduct a search of its files for criminal history information.

When assessing good character the bureau may consider mitigating circumstances. Mitigating circumstances may include length of time since an offense, number of offenses, and type of offenses.

DENIALS 1st QUARTER 2019

282 Concealed Carry Permit applications were denied during the 1st quarter of 2019. Listed below are the reasons for denial.

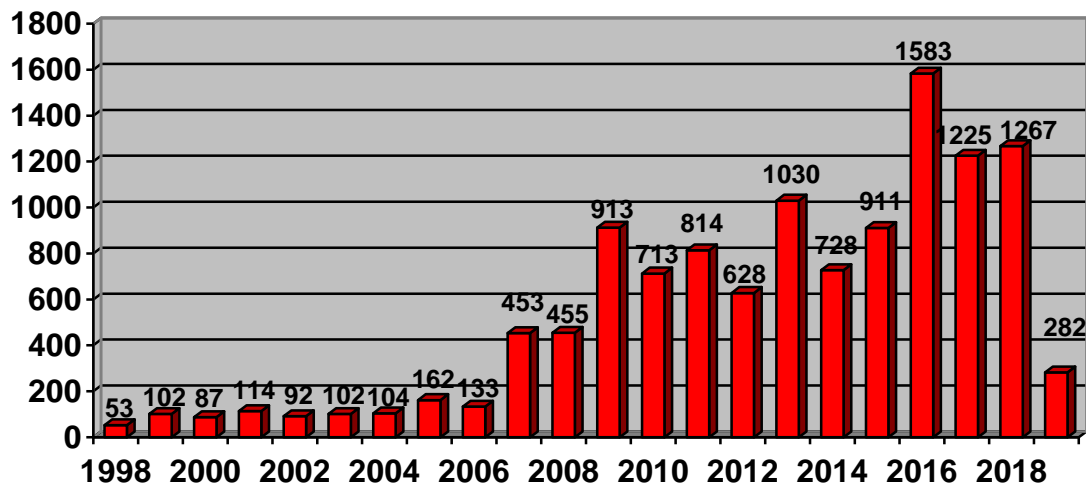
REASON	JAN '19	FEB '19	MAR '19
ALCOHOL VIOLATION	24	13	22
PROTECTIVE ORDER	1	7	7
WANTED PERSON	2	2	2
FIREARM OFFENSE	1	0	1
THREAT TO SELF/OTHERS	2	3	0
DOMESTIC VIOLENCE	10	11	17
MORAL TURPITUDE	14	12	22
CONTROLLED SUBSTANCE	7	7	7
FELONY	27	18	22
INSUFFICIENT FINGERPRINTS	0	0	0
OTHER	8	8	5
TOTAL	96	81	105

Felonies included:

- | | |
|---|---|
| <ul style="list-style-type: none"> Possession of a Controlled Substance Grand Larceny Sex Abuse Lewdness with a Child Aggravated Assault Burglary | <ul style="list-style-type: none"> Battery Rape Receive Stolen Property Theft Arson Robbery |
|---|---|

*Some permit holders had multiple charges, however only the most serious charge is represented.

DENIALS



REVOCATIONS 1st QUARTER 2019

110 Concealed Carry Permits were revoked during the 1st quarter of 2019. Listed below are the reasons for revocation.

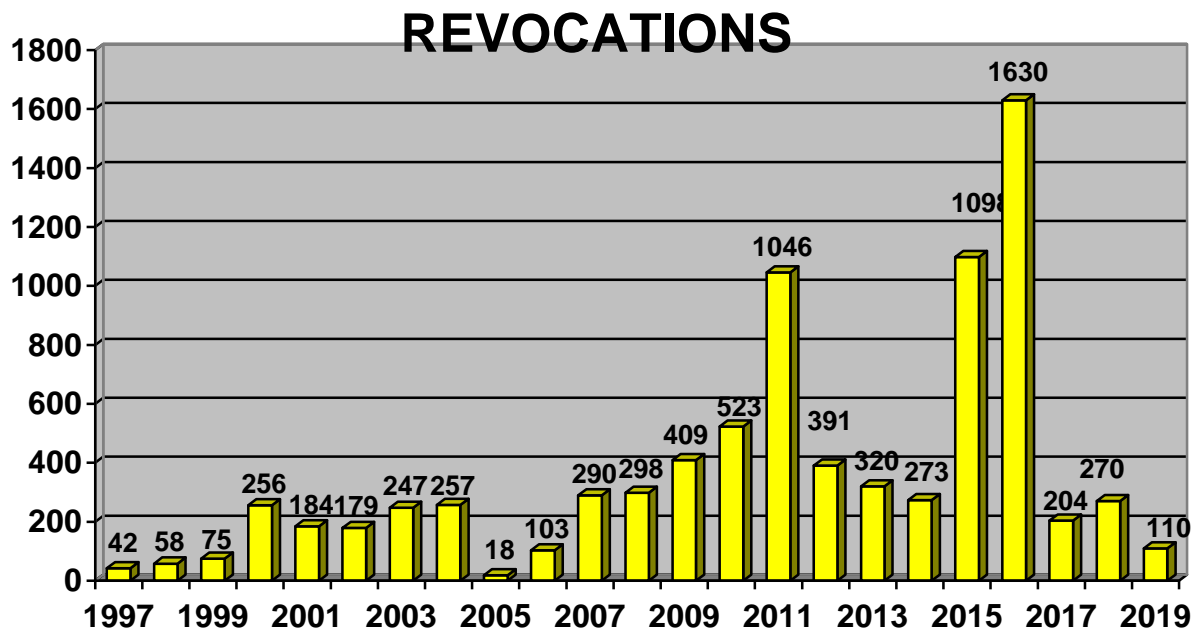
REASON	JAN '19	FEB '19	MAR '19
ALCOHOL VIOLATION	10	26	11
PROTECTIVE ORDER	0	2	0
WANTED PERSON	0	0	0
FIREARM OFFENSE	0	0	0
THREAT TO SELF/OTHERS	1	3	0
DOMESTIC VIOLENCE	1	8	2
MORAL TURPITUDE	8	12	5
CONTROLLED SUBSTANCE	3	9	1
FELONY	1	3	4
INSUFFICIENT FINGERPRINTS	0	0	0
OTHER	0	0	0
TOTAL	24	63	23

Felonies included:

Sex Abuse
Manslaughter

Aggravated Assault
Lewdness

*Some permit holders had multiple charges, however only the most serious charge is represented.



SUSPENSIONS 1st QUARTER 2019

227 Concealed Carry Permits were suspended during the 1st quarter of 2019. Listed below are the reasons for suspension.

REASON	JAN '19	FEB '19	MAR '19
ALCOHOL VIOLATION	11	13	2
PROTECTIVE ORDER	7	13	7
WANTED PERSON	0	0	0
FIREARM OFFENSE	2	1	0
THREAT TO SELF/OTHERS	3	16	2
DOMESTIC VIOLENCE	9	6	6
MORAL TURPITUDE	10	17	8
CONTROLLED SUBSTANCE	10	6	0
FELONY	28	22	15
INSUFFICIENT FINGERPRINTS	0	0	0
OTHER	0	1	12
TOTAL	80	95	52

Felonies included:

Domestic Violence
Insurance Fraud
Forcible Sex Abuse
Theft

Distribute Controlled Substance
Aggravated Assault
Rape
Sex Abuse of a Child

*Some permit holders had multiple charges, however only the most serious charge is represented.

SUSPENSIONS

