



**BUREAU OF CRIMINAL
IDENTIFICATION**

**FIREARM
STATISTICAL
REVIEW**

SECOND QUARTER 2019

Brady Monthly Totals (12 Months)

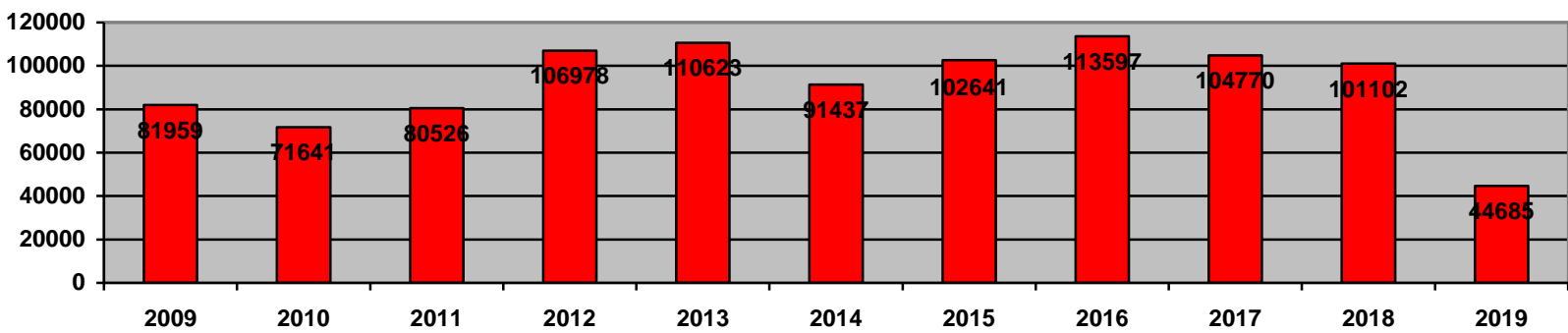
REGULAR FIREARM CHECKS

(Not Individual Sales)

Month	Total	Denials	Denial Reasons										Denial %
			WAR	Fel	State	D V	Drug	Ment	IA	P O	PF	DD	
Jun '19	6201	102	4	21	16	6	25	6	2	13	9	0	1.6%
May '19	6715	113	3	28	15	9	28	4	3	14	9	0	1.7%
Apr '19	7482	115	5	22	25	10	25	4	3	13	8	0	1.5%
Mar '19	10028	110	6	24	18	11	31	4	2	11	3	0	1.1%
Feb '19	7547	122	3	38	25	4	25	8	0	11	8	0	1.6%
Jan '19	6712	75	3	25	12	6	14	3	0	8	4	0	1.1%
Dec '18	13617	117	3	27	21	9	24	6	0	15	12	0	.86%
Nov '18	10502	120	5	30	23	7	24	5	1	17	8	0	1.1%
Oct '18	7208	110	4	31	17	12	15	10	1	14	6	0	1.5%
Sep '18	6975	113	5	23	28	11	21	5	1	16	3	0	1.6%
Aug '18	6568	79	3	28	10	5	14	1	3	10	5	0	1.2%
Jul '18	5881	88	4	20	18	5	13	5	1	12	10	0	1.5%
TOTALS	95,436	1232	48	317	228	95	259	61	17	154	85	0	1.3%

* Note: WAR = Warrant, Fel = Felony, State = State Prohibitor (includes Juvenile Adjudications, Court Orders, and domestic Assault under 76-5-102 that cannot be included in the federal MCDV numbers), DV = Domestic Violence, Drug = Drug Prohibitor, Ment = /Mental Defective, IA = Illegal Alien, P O = Protective Order, PF = Pending Felony, DD = Dishonorable Discharge

REGULAR FIREARM CHECKS BY YEAR



FIREARM CHECKS BY COUNTY

SECOND QUARTER 2019

There were 20,398 regular firearm requests to purchase or redeem weapons during the 2nd quarter of 2019. 330 requests were denied. The following tables reflect transfer requests by county, and the % of checks.

COUNTY	REQUESTS	PERCENT	COUNTY	REQUESTS	PERCENT
BEAVER	214	1.05%	PIUTE	0	.0%
BOX ELDER	163	.80%	RICH	2	.01%
CACHE	1024	5%	SALT LAKE	5939	29.1%
CARBON	262	1.3%	SAN JUAN	42	.21%
DAGGETT	0	0%	SANPETE	185	.91%
DAVIS	1642	8.05%	SEVIER	275	1.3%
DUCHESNE	289	1.4%	SUMMIT	123	.60%
EMERY	60	.29%	TOOELE	572	2.8%
GARFIELD	14	.07%	UINTAH	688	3.4%
GRAND	118	.58%	UTAH	3888	19.1%
IRON	794	3.9%	WASATCH	218	1.1%
JUAB	50	.25%	WASHINGTON	1498	7.3%
KANE	40	.20%	WAYNE	29	.14%
MILLARD	143	.70%	WEBER	2076	10.2%
MORGAN	50	.25%	TOTAL	20,398	100%

- All percentages rounded
- Recording process for counties corrected in October 2014

DENIALS

Month	Total	Denials	Denial Reasons										Denial %
			WAR	Fel	State	*D V	Drug	Ment	IA	*P O	PF	DD	
Jun '19	6201	102	4	21	16	6	25	6	2	13	9	0	1.6%
May '19	6715	113	3	28	15	9	28	4	3	14	9	0	1.7%
Apr '19	7482	115	5	22	25	10	25	4	3	13	8	0	1.5%

* Note: WAR = Warrant, Fel = Felony, State = State Prohibitor (includes Juvenile Adjudications, Court Orders, and domestic Assault under 76-5-102 that cannot be included in the federal MCDV numbers), , DV = Domestic Violence, Drug = Drug Prohibitor, Ment = Mental Defective, IA = Illegal Alien, PO = Protective Order, PF = Pending Felony, DD = Dishonorable Discharge

1,573 Regular Firearm Requests were pawn redemptions, of which 40 (2.5%) were denied.
 18,825 Regular Firearm Requests were sales of new or used weapons, of which 290 (1.5%) were denied.

There were 22,053 requests for Concealed Firearm Permit Verifications for the 2nd Qtr. of 2019 for the purchase or redemption of firearms.

CONCEALED FIREARMS 2st QUARTER 2019

OVERVIEW

699,838 Total Valid Permits as of June 30, 2019
439,441 Permit Holders are non-residents
260,397 Permit Holders are Utah residents

15,628 Permits Issued 2nd Quarter
23,665 Permits Renewed 2nd Quarter
313 Applications Denied 2nd Quarter
137 Permits Revoked 2nd Quarter
233 Permits Suspended 2nd Quarter

2,713 Total Valid Provisional Permits as of June 30, 2019
92 Provisional Permit Holders are non-residents
2,621 Provisional Permit Holders are Utah residents

424 Provisional Permits Issued 2nd Quarter
6 Provisional Permits Denied 2nd Quarter
6 Provisional Permits Suspended 2nd Quarter
6 Provisional Permits Revoked 2nd Quarter

701 new concealed carry applications or active concealed firearm permits were denied, revoked or suspended during the 2nd quarter of 2019. The applicant has the right to appeal to the Concealed Firearm Review Board, which will review the reason for denial. Approximately 20 revocation, denial, and suspension appeals are reviewed by the Concealed Firearm Review Board each quarter; the Board overturns approximately 1% after review.

A permit application may be denied for any of the following reasons:

1. Felony conviction
2. Convicted of an offense involving the use of alcohol
3. Convicted of a crime of violence
4. Convicted of any offenses involving controlled substance
5. Convicted of an offense of moral turpitude (fraud, theft, tax evasion, issuing bad checks, robbery, bribery, perjury, extortion, arson, criminal mischief, falsifying government records, forgery, receiving stolen property, burglary, vandalism, kidnapping)
6. Convicted of an offense involving domestic violence
7. Has been adjudicated as mentally incompetent
8. Is not qualified to purchase and possess a dangerous weapon or handgun pursuant to federal or Utah state law
9. Cause to believe applicant may be a danger to self or others by evidence including but not restricted to:
 - A. Past pattern of behavior involving unlawful violence or threats of unlawful violence
 - B. Past participation in incidents involving unlawful violence or threats of unlawful violence
 - C. Conviction of any offense in involving weapons violations
10. Submitting insufficient fingerprints for the Federal Bureau of Investigation to conduct a search of its files for criminal history information.

When assessing good character the bureau may consider mitigating circumstances. Mitigating circumstances may include length of time since an offense, number of offenses, and type of offenses.

DENIALS 2nd QUARTER 2019

319 Concealed Carry Permit applications were denied during the 2nd quarter of 2019. Listed below are the reasons for denial.

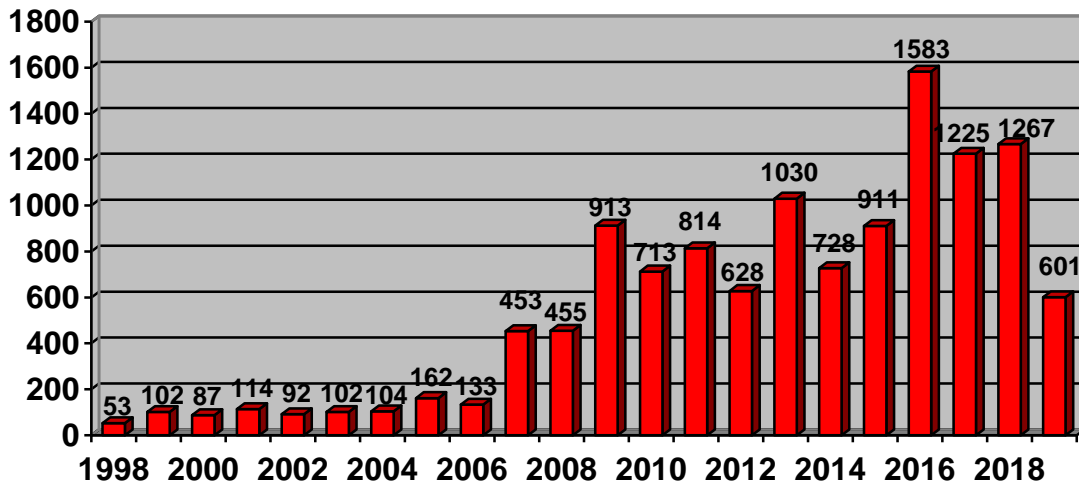
REASON	APR '19	MAY '19	JUN '19
ALCOHOL VIOLATION	26	28	19
PROTECTIVE ORDER	2	5	2
WANTED PERSON	4	3	3
FIREARM OFFENSE	1	0	0
THREAT TO SELF/OTHERS	0	1	1
DOMESTIC VIOLENCE	12	21	6
MORAL TURPITUDE	20	28	15
CONTROLLED SUBSTANCE	8	17	6
FELONY	20	30	19
INSUFFICIENT FINGERPRINTS	0	0	0
OTHER	1	15	6
TOTAL	94	148	77

Felonies included:

- | | |
|--------------------------------------|----------------|
| Possession of a Controlled Substance | Animal Abuse |
| Grand Larceny | Extortion |
| Domestic Violence | Stolen Vehicle |
| Sexual Abuse | Rape |
| Kidnapping | Murder |
| Burglary | Robbery |

*Some permit holders had multiple charges, however only the most serious charge is represented.

DENIALS



REVOCATIONS 2nd QUARTER 2019

143 Concealed Carry Permits were revoked during the 2nd quarter of 2019. Listed below are the reasons for revocation.

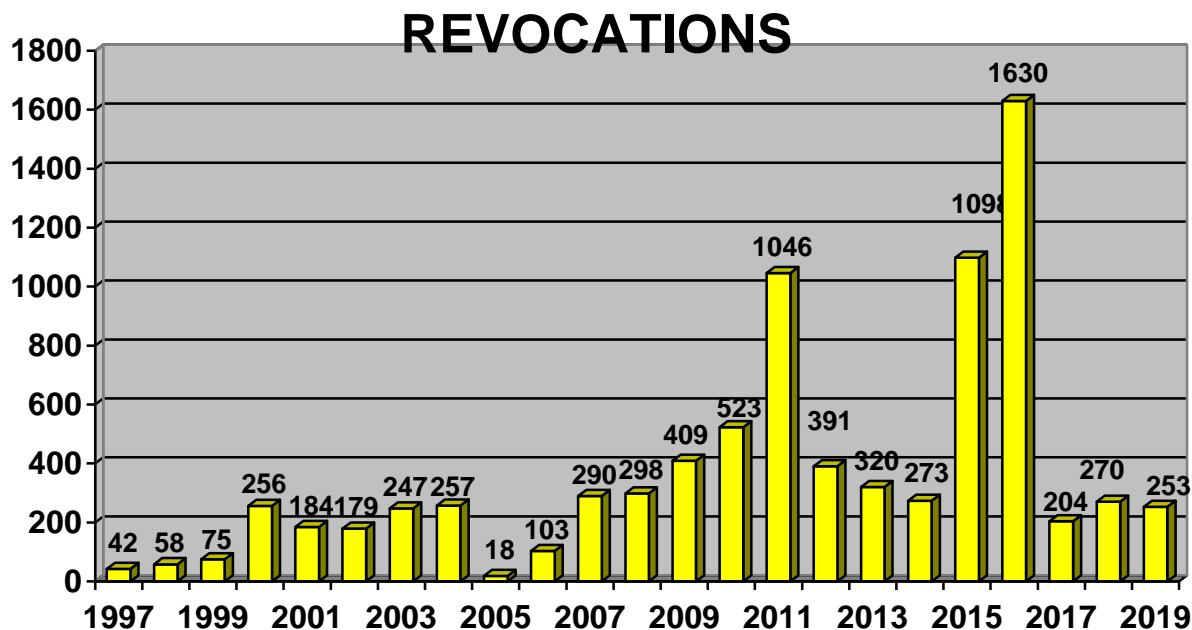
REASON	APR '19	MAY '19	JUN '19
ALCOHOL VIOLATION	25	26	8
PROTECTIVE ORDER	0	0	0
WANTED PERSON	0	0	0
FIREARM OFFENSE	0	0	0
THREAT TO SELF/OTHERS	3	4	2
DOMESTIC VIOLENCE	4	4	4
MORAL TURPITUDE	10	17	8
CONTROLLED SUBSTANCE	3	3	3
FELONY	7	5	5
INSUFFICIENT FINGERPRINTS	0	0	0
OTHER	0	2	0
TOTAL	52	61	30

Felonies included:

Theft
Sexual Conduct with a Minor
Drug Trafficking

Possession of a Weapon
Vehicular Assault
Threats

*Some permit holders had multiple charges, however only the most serious charge is represented.



SUSPENSIONS 2nd QUARTER 2019

239 Concealed Carry Permits were suspended during the 2nd quarter of 2019. Listed below are the reasons for suspension.

REASON	APR '19	MAY '19	JUN '19
ALCOHOL VIOLATION	10	8	4
PROTECTIVE ORDER	23	20	5
WANTED PERSON	0	0	0
FIREARM OFFENSE	1	1	0
THREAT TO SELF/OTHERS	9	10	1
DOMESTIC VIOLENCE	6	2	5
MORAL TURPITUDE	12	18	9
CONTROLLED SUBSTANCE	4	6	4
FELONY	31	14	18
INSUFFICIENT FINGERPRINTS	0	0	0
OTHER	8	10	2
TOTAL	102	89	48

Felonies included:

Sex Assault
 Forgery
 Stalking
 Rape

Possess of Controlled Substance
 Sexual Exploitation
 Entice Minor
 Murder

*Some permit holders had multiple charges, however only the most serious charge is represented.

SUSPENSIONS

