



**BUREAU OF CRIMINAL  
IDENTIFICATION**

**FIREARM  
STATISTICAL  
REVIEW**

**FOURTH QUARTER 2019**

---

---

# Brady Monthly Totals (12 Months)

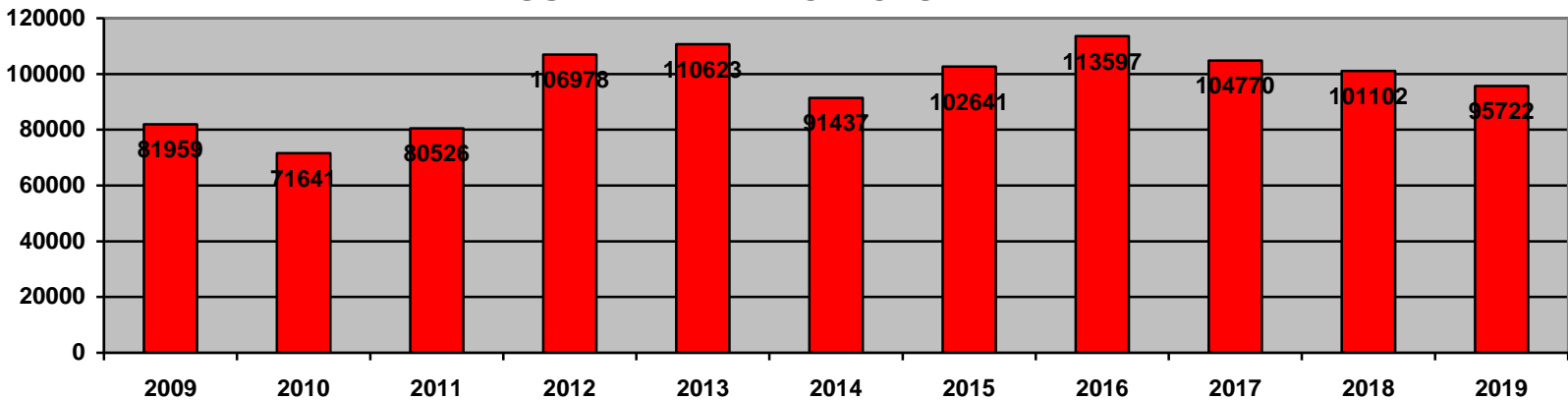
## REGULAR FIREARM CHECKS

### (Not Individual Sales)

Month	Total	Denials	Denial Reasons										Denial %
			WAR	Fel	State	D V	Drug	Ment	IA	P O	PF	DD	
Dec '19	13427	146	8	26	31	14	24	6	3	28	6	0	1.1%
Nov '19	10024	120	4	29	25	6	23	5	3	18	7	0	1.2%
Oct '19	7609	144	10	30	33	10	20	2	6	25	8	0	1.9%
Sep '19	7201	89	7	22	16	5	13	5	2	17	1	1	1.2%
Aug '19	6939	108	4	17	25	10	20	6	1	19	6	0	1.6%
Jul '19	5837	86	5	16	24	4	20	3	1	8	5	0	1.5%
Jun '19	6201	102	4	21	16	6	25	6	2	13	9	0	1.6%
May '19	6715	113	3	28	15	9	28	4	3	14	9	0	1.7%
Apr '19	7482	115	5	22	25	10	25	4	3	13	8	0	1.5%
Mar '19	10028	110	6	24	18	11	31	4	2	11	3	0	1.1%
Feb '19	7547	122	3	38	25	4	25	8	0	11	8	0	1.6%
Jan '19	6712	75	3	25	12	6	14	3	0	8	4	0	1.1%
<b>TOTALS</b>	<b>95,722</b>	<b>1330</b>	<b>62</b>	<b>298</b>	<b>265</b>	<b>95</b>	<b>268</b>	<b>56</b>	<b>26</b>	<b>185</b>	<b>74</b>	<b>1</b>	<b>1.4%</b>

\* Note: WAR = Warrant, Fel = Felony, State = State Prohibitor (includes Juvenile Adjudications, Court Orders, and domestic Assault under 76-5-102 that cannot be included in the federal MCDV numbers), DV = Domestic Violence, Drug = Drug Prohibitor, Ment = /Mental Defective, IA = Illegal Alien, P O = Protective Order, PF = Pending Felony, DD = Dishonorable Discharge

### REGULAR FIREARM CHECKS BY YEAR



# FIREARM CHECKS BY COUNTY

## FOURTH QUARTER 2019

There were 31,060 regular firearm requests to purchase or redeem weapons during the 4<sup>th</sup> quarter of 2019. 410 requests were denied. The following tables reflect transfer requests by county, and the % of checks.

COUNTY	REQUESTS	PERCENT	COUNTY	REQUESTS	PERCENT
BEAVER	288	.93%	PIUTE	0	.0%
BOX ELDER	234	.75%	RICH	3	.01%
CACHE	1698	5.5%	SALT LAKE	7786	25.1%
CARBON	320	1.0%	SAN JUAN	59	.19%
DAGGETT	0	0%	SANPETE	319	1.02%
DAVIS	2338	7.5%	SEVIER	577	1.9%
DUCHESNE	351	1.1%	SUMMIT	200	.64%
EMERY	65	.21%	TOOELE	755	2.4%
GARFIELD	20	.06%	UINTAH	1257	4.0%
GRAND	120	.39%	UTAH	6581	21.2%
IRON	1145	3.7%	WASATCH	408	1.3%
JUAB	179	.58%	WASHINGTON	2598	8.4%
KANE	68	.22%	WAYNE	41	.13%
MILLARD	248	.80%	WEBER	3320	10.7%
MORGAN	82	.26%	<b>TOTAL</b>	<b>20,398</b>	<b>100%</b>

- All percentages rounded
- Recording process for counties corrected in October 2014

## DENIALS

Month	Total	Denials	Denial Reasons										Denial %
			WAR	Fel	State	*D V	Drug	Ment	IA	*P O	PF	DD	
Dec '19	13427	146	8	26	31	14	24	6	3	28	6	0	1.1%
Nov '19	10024	120	4	29	25	6	23	5	3	18	7	0	1.2%
Oct '19	7609	144	10	30	33	10	20	2	6	25	8	0	1.9%

\* Note: WAR = Warrant, Fel = Felony, State = State Prohibitor (includes Juvenile Adjudications, Court Orders, and domestic Assault under 76-5-102 that cannot be included in the federal MCDV numbers), , DV = Domestic Violence, Drug = Drug Prohibitor, Ment = Mental Defective, IA = Illegal Alien, PO = Protective Order, PF = Pending Felony, DD = Dishonorable Discharge

1,580 Regular Firearm Requests were pawn redemptions, of which 29 (1.8%) were denied.  
29,480 Regular Firearm Requests were sales of new or used weapons, of which 381 (1.3%) were denied.

There were 31,821 requests for Concealed Firearm Permit Verifications for the 4<sup>th</sup> Qtr. of 2019 for the purchase or redemption of firearms.

# CONCEALED FIREARMS 4th QUARTER 2019

## OVERVIEW

696,701 Total Valid Permits as of December 31, 2019  
433,740 Permit Holders are non-residents  
262,961 Permit Holders are Utah residents

11,964 Permits Issued 4th Quarter  
16,762 Permits Renewed 4th Quarter  
367 Applications Denied 4th Quarter  
145 Permits Revoked 4th Quarter  
246 Permits Suspended 4th Quarter

2,738 Total Valid Provisional Permits as of December 31, 2019  
84 Provisional Permit Holders are non-residents  
2,654 Provisional Permit Holders are Utah residents

376 Provisional Permits Issued 4th Quarter  
7 Provisional Permits Denied 4th Quarter  
4 Provisional Permits Suspended 4th Quarter  
4 Provisional Permits Revoked 4th Quarter

773 new concealed carry applications or active concealed firearm permits were denied, revoked or suspended during the 4th quarter of 2019. The applicant has the right to appeal to the Concealed Firearm Review Board, which will review the reason for denial. Approximately 20 revocation, denial, and suspension appeals are reviewed by the Concealed Firearm Review Board each quarter; the Board overturns approximately 1% after review.

A permit application may be denied for any of the following reasons:

1. Felony conviction
2. Convicted of an offense involving the use of alcohol
3. Convicted of a crime of violence
4. Convicted of any offenses involving controlled substance
5. Convicted of an offense of moral turpitude (fraud, theft, tax evasion, issuing bad checks, robbery, bribery, perjury, extortion, arson, criminal mischief, falsifying government records, forgery, receiving stolen property, burglary, vandalism, kidnapping)
6. Convicted of an offense involving domestic violence
7. Has been adjudicated as mentally incompetent
8. Is not qualified to purchase and possess a dangerous weapon or handgun pursuant to federal or Utah state law
9. Cause to believe applicant may be a danger to self or others by evidence including but not restricted to:
  - A. Past pattern of behavior involving unlawful violence or threats of unlawful violence
  - B. Past participation in incidents involving unlawful violence or threats of unlawful violence
  - C. Conviction of any offense in involving weapons violations
10. Submitting insufficient fingerprints for the Federal Bureau of Investigation to conduct a search of its files for criminal history information.

When assessing good character the bureau may consider mitigating circumstances. Mitigating circumstances may include length of time since an offense, number of offenses, and type of offenses.

## DENIALS 4th QUARTER 2019

374 Concealed Carry Permit applications were denied during the 4th quarter of 2019. Listed below are the reasons for denial.

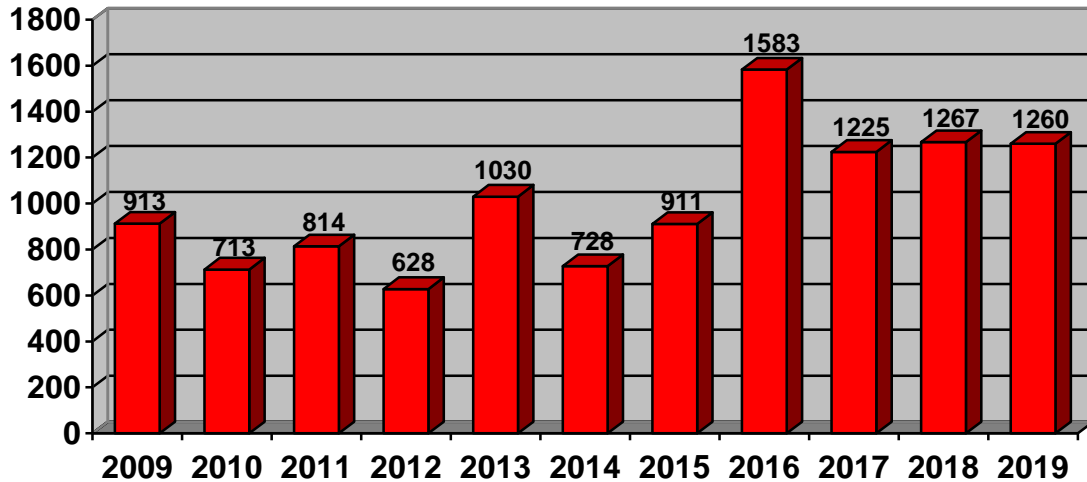
REASON	OCT '19	NOV '19	DEC '19
ALCOHOL VIOLATION	12	24	33
PROTECTIVE ORDER	1	7	2
WANTED PERSON	2	0	3
FIREARM OFFENSE	0	0	0
THREAT TO SELF/OTHERS	2	4	4
DOMESTIC VIOLENCE	22	31	22
MORAL TURPITUDE	11	22	23
CONTROLLED SUBSTANCE	6	8	5
FELONY	17	41	25
INSUFFICIENT FINGERPRINTS	0	0	28
OTHER	3	10	6
<b>TOTAL</b>	<b>76</b>	<b>147</b>	<b>151</b>

### Felonies included:

Fleeing Aggravated Assault Possession of Controlled Substance Sex with a Minor Drug Trafficking Burglary	Fraud DUI Forgery Sexual Abuse Murder Grand Theft
---	--

\*Some permit holders had multiple charges, however only the most serious charge is represented.

## DENIALS



## REVOCATIONS 4th QUARTER 2019

149 Concealed Carry Permits were revoked during the 4th quarter of 2019. Listed below are the reasons for revocation.

REASON	OCT '19	NOV '19	DEC '19
ALCOHOL VIOLATION	14	19	12
PROTECTIVE ORDER	0	0	1
WANTED PERSON	0	0	0
FIREARM OFFENSE	0	0	0
THREAT TO SELF/OTHERS	2	3	4
DOMESTIC VIOLENCE	2	8	5
MORAL TURPITUDE	8	8	12
CONTROLLED SUBSTANCE	5	1	2
FELONY	13	11	16
INSUFFICIENT FINGERPRINTS	0	0	0
OTHER	0	1	2
<b>TOTAL</b>	<b>44</b>	<b>51</b>	<b>54</b>

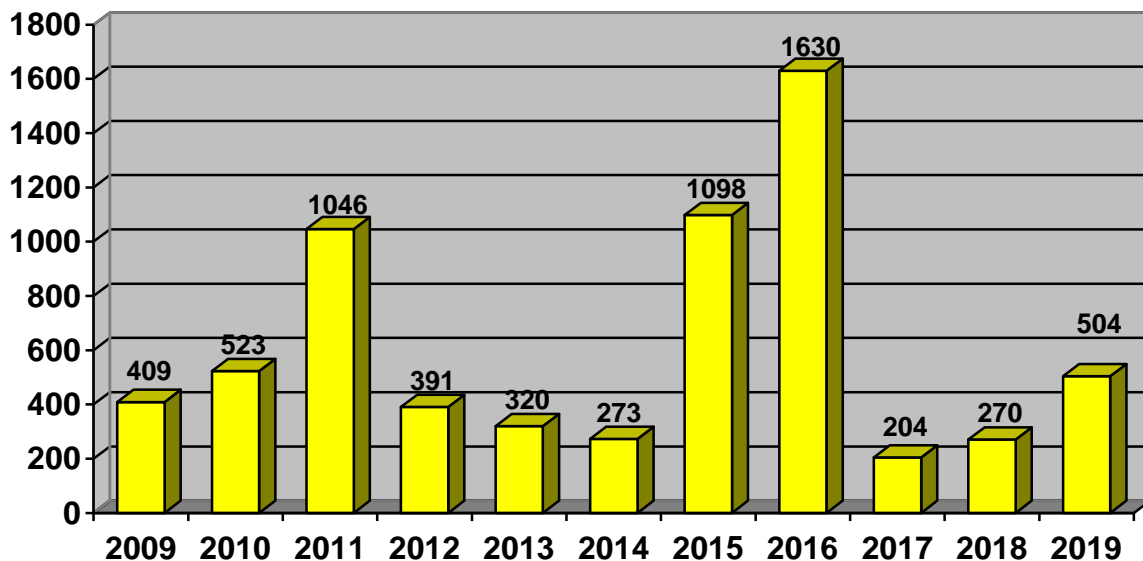
### Felonies included:

Theft  
 Manslaughter  
 DUI

Child Porn  
 Sex Abuse+3  
 Possession of Stolen Property

\*Some permit holders had multiple charges, however only the most serious charge is represented.

## REVOCATIONS



## SUSPENSIONS 4th QUARTER 2019

250 Concealed Carry Permits were suspended during the 4th quarter of 2019. Listed below are the reasons for suspension.

REASON	OCT '19	NOV '19	DEC '19
ALCOHOL VIOLATION	1	10	3
PROTECTIVE ORDER	9	13	29
WANTED PERSON	0	1	1
FIREARM OFFENSE	0	0	0
THREAT TO SELF/OTHERS	10	14	12
DOMESTIC VIOLENCE	8	8	8
MORAL TURPITUDE	16	11	11
CONTROLLED SUBSTANCE	2	2	4
FELONY	15	13	31
INSUFFICIENT FINGERPRINTS	0	0	0
OTHER	2	1	15
<b>TOTAL</b>	<b>63</b>	<b>73</b>	<b>114</b>

### Felonies included:

Theft  
Sex Abuse  
Burglary  
Rape

Fraud  
Attempted Murder  
Domestic Violence  
Aggravated Assault

\*Some permit holders had multiple charges, however only the most serious charge is represented.

## SUSPENSIONS

