



**BUREAU OF CRIMINAL  
IDENTIFICATION**

**FIREARM  
STATISTICAL  
REVIEW**

**FIRST QUARTER 2020**

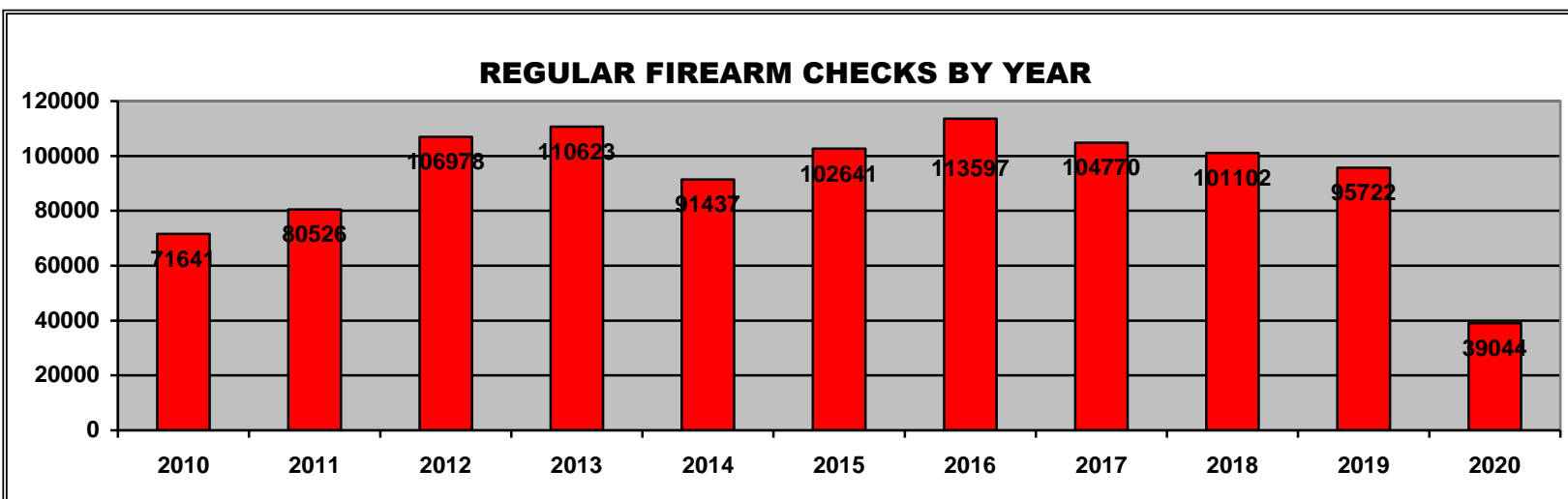
---

---

# Brady Monthly Totals (12 Months) REGULAR FIREARM CHECKS (Not Individual Sales)

| Month         | Total          | Denials     | Denial Reasons |            |            |            |            |           |           |            |           |          | Denial %     |
|---------------|----------------|-------------|----------------|------------|------------|------------|------------|-----------|-----------|------------|-----------|----------|--------------|
|               |                |             | WAR            | Fel        | State      | D V        | Drug       | Ment      | IA        | P O        | PF        | DD       |              |
| Mar '20       | 23,211         | 343         | 4              | 100        | 80         | 16         | 77         | 14        | 23        | 25         | 4         | 0        | 1.5%         |
| Feb '20       | 8538           | 139         | 4              | 25         | 33         | 12         | 20         | 4         | 8         | 22         | 11        | 0        | 1.6%         |
| Jan '20       | 7295           | 101         | 2              | 25         | 20         | 10         | 17         | 5         | 1         | 17         | 4         | 0        | 1.4%         |
| Dec '19       | 13427          | 146         | 8              | 26         | 31         | 14         | 24         | 6         | 3         | 28         | 6         | 0        | 1.1%         |
| Nov '19       | 10024          | 120         | 4              | 29         | 25         | 6          | 23         | 5         | 3         | 18         | 7         | 0        | 1.2%         |
| Oct '19       | 7609           | 144         | 10             | 30         | 33         | 10         | 20         | 2         | 6         | 25         | 8         | 0        | 1.9%         |
| Sep '19       | 7201           | 89          | 7              | 22         | 16         | 5          | 13         | 5         | 2         | 17         | 1         | 1        | 1.2%         |
| Aug '19       | 6939           | 108         | 4              | 17         | 25         | 10         | 20         | 6         | 1         | 19         | 6         | 0        | 1.6%         |
| Jul '19       | 5837           | 86          | 5              | 16         | 24         | 4          | 20         | 3         | 1         | 8          | 5         | 0        | 1.5%         |
| Jun '19       | 6201           | 102         | 4              | 21         | 16         | 6          | 25         | 6         | 2         | 13         | 9         | 0        | 1.6%         |
| May '19       | 6715           | 113         | 3              | 28         | 15         | 9          | 28         | 4         | 3         | 14         | 9         | 0        | 1.7%         |
| Apr '19       | 7482           | 115         | 5              | 22         | 25         | 10         | 25         | 4         | 3         | 13         | 8         | 0        | 1.5%         |
| <b>TOTALS</b> | <b>110,479</b> | <b>1606</b> | <b>60</b>      | <b>361</b> | <b>343</b> | <b>112</b> | <b>312</b> | <b>64</b> | <b>56</b> | <b>219</b> | <b>78</b> | <b>1</b> | <b>1.45%</b> |

\* Note: WAR = Warrant, Fel = Felony, State = State Prohibitor (includes Juvenile Adjudications, Court Orders, and domestic Assault under 76-5-102 that cannot be included in the federal MCDV numbers), DV = Domestic Violence, Drug = Drug Prohibitor, Ment = /Mental Defective, IA = Illegal Alien, P O = Protective Order, PF = Pending Felony, DD = Dishonorable Discharge



# FIREARM CHECKS BY COUNTY

## FIRST QUARTER 2020

There were 39,044 regular firearm requests to purchase or redeem weapons during the 1<sup>st</sup> quarter of 2020. 583 requests were denied. The following tables reflect transfer requests by county, and the % of checks.

| COUNTY    | REQUESTS | PERCENT | COUNTY       | REQUESTS      | PERCENT     |
|-----------|----------|---------|--------------|---------------|-------------|
| BEAVER    | 303      | .78%    | PIUTE        | 0             | .0%         |
| BOX ELDER | 219      | .56%    | RICH         | 2             | .01%        |
| CACHE     | 1541     | 3.9%    | SALT LAKE    | 12609         | 32.3%       |
| CARBON    | 384      | .98%    | SAN JUAN     | 59            | .15%        |
| DAGGETT   | 0        | 0%      | SANPETE      | 313           | .80%        |
| DAVIS     | 3306     | 8.5%    | SEVIER       | 382           | .99%        |
| DUCHESNE  | 299      | .77%    | SUMMIT       | 248           | .64%        |
| EMERY     | 83       | .21%    | TOOELE       | 921           | 2.4%        |
| GARFIELD  | 33       | .09%    | UINTAH       | 1085          | 2.8%        |
| GRAND     | 161      | .41%    | UTAH         | 7357          | 18.8%       |
| IRON      | 1251     | 3.2%    | WASATCH      | 541           | 1.4%        |
| JUAB      | 118      | .30%    | WASHINGTON   | 3064          | 7.8%        |
| KANE      | 72       | .18%    | WAYNE        | 35            | .09%        |
| MILLARD   | 168      | .43%    | WEBER        | 4451          | 11.4%       |
| MORGAN    | 39       | .10%    | <b>TOTAL</b> | <b>39,044</b> | <b>100%</b> |

- All percentages rounded
- Recording process for counties corrected in October 2014

## DENIALS

| Month   | Total  | Denials | Denial Reasons |     |       |      |      |      |    |      |    |    | Denial % |
|---------|--------|---------|----------------|-----|-------|------|------|------|----|------|----|----|----------|
|         |        |         | WAR            | Fel | State | *D V | Drug | Ment | IA | *P O | PF | DD |          |
| Mar '20 | 23,211 | 343     | 4              | 100 | 80    | 16   | 77   | 14   | 23 | 25   | 4  | 0  | 1.5%     |
| Feb '20 | 8538   | 139     | 4              | 25  | 33    | 12   | 20   | 4    | 8  | 22   | 11 | 0  | 1.6%     |
| Jan '20 | 7295   | 101     | 2              | 25  | 20    | 10   | 17   | 5    | 1  | 17   | 4  | 0  | 1.4%     |

\* Note: WAR = Warrant, Fel = Felony, State = State Prohibitor (includes Juvenile Adjudications, Court Orders, and domestic Assault under 76-5-102 that cannot be included in the federal MCDV numbers), , DV = Domestic Violence, Drug = Drug Prohibitor, Ment = Mental Defective, IA = Illegal Alien, PO = Protective Order, PF = Pending Felony, DD = Dishonorable Discharge

1,991 Regular Firearm Requests were pawn redemptions, of which 39 (2%) were denied.  
 37,053 Regular Firearm Requests were sales of new or used weapons, of which 544 (1.5%) were denied.

There were 30,979 requests for Concealed Firearm Permit Verifications for the 1<sup>st</sup> Qtr. of 2020 for the purchase or redemption of firearms.

# CONCEALED FIREARMS 1st QUARTER 2020

## OVERVIEW

694,929 Total Valid Permits as of March 31, 2020  
430,064 Permit Holders are non-residents  
264,865 Permit Holders are Utah residents

10,986 Permits Issued 1st Quarter  
24,516 Permits Renewed 1st Quarter  
363 Applications Denied 1st Quarter  
206 Permits Revoked 1st Quarter  
327 Permits Suspended 1st Quarter

2,706 Total Valid Provisional Permits as of March 31, 2020  
79 Provisional Permit Holders are non-residents  
2,627 Provisional Permit Holders are Utah residents

379 Provisional Permits Issued 1st Quarter  
7 Provisional Permits Denied 1st Quarter  
10 Provisional Permits Suspended 1st Quarter  
0 Provisional Permits Revoked 1st Quarter

913 new concealed carry applications or active concealed firearm permits were denied, revoked or suspended during the 1st quarter of 2020. The applicant has the right to appeal to the Concealed Firearm Review Board, which will review the reason for denial. Approximately 20 revocation, denial, and suspension appeals are reviewed by the Concealed Firearm Review Board each quarter; the Board overturns approximately 1% after review.

A permit application may be denied for any of the following reasons:

1. Felony conviction
2. Convicted of an offense involving the use of alcohol
3. Convicted of a crime of violence
4. Convicted of any offenses involving controlled substance
5. Convicted of an offense of moral turpitude (fraud, theft, tax evasion, issuing bad checks, robbery, bribery, perjury, extortion, arson, criminal mischief, falsifying government records, forgery, receiving stolen property, burglary, vandalism, kidnapping)
6. Convicted of an offense involving domestic violence
7. Has been adjudicated as mentally incompetent
8. Is not qualified to purchase and possess a dangerous weapon or handgun pursuant to federal or Utah state law
9. Cause to believe applicant may be a danger to self or others by evidence including but not restricted to:
  - A. Past pattern of behavior involving unlawful violence or threats of unlawful violence
  - B. Past participation in incidents involving unlawful violence or threats of unlawful violence
  - C. Conviction of any offense in involving weapons violations
10. Submitting insufficient fingerprints for the Federal Bureau of Investigation to conduct a search of its files for criminal history information.

When assessing good character the bureau may consider mitigating circumstances. Mitigating circumstances may include length of time since an offense, number of offenses, and type of offenses.

## DENIALS 1st QUARTER 2020

370 Concealed Carry Permit applications were denied during the 1st quarter of 2020. Listed below are the reasons for denial.

| REASON                    | JAN '20   | FEB '20    | MAR '20    |
|---------------------------|-----------|------------|------------|
| ALCOHOL VIOLATION         | 9         | 21         | 40         |
| PROTECTIVE ORDER          | 3         | 5          | 8          |
| WANTED PERSON             | 0         | 1          | 4          |
| FIREARM OFFENSE           | 0         | 0          | 0          |
| THREAT TO SELF/OTHERS     | 0         | 1          | 1          |
| DOMESTIC VIOLENCE         | 10        | 16         | 39         |
| MORAL TURPITUDE           | 5         | 16         | 21         |
| CONTROLLED SUBSTANCE      | 3         | 4          | 12         |
| FELONY                    | 16        | 30         | 30         |
| INSUFFICIENT FINGERPRINTS | 20        | 15         | 13         |
| OTHER                     | 7         | 7          | 13         |
| <b>TOTAL</b>              | <b>73</b> | <b>116</b> | <b>181</b> |

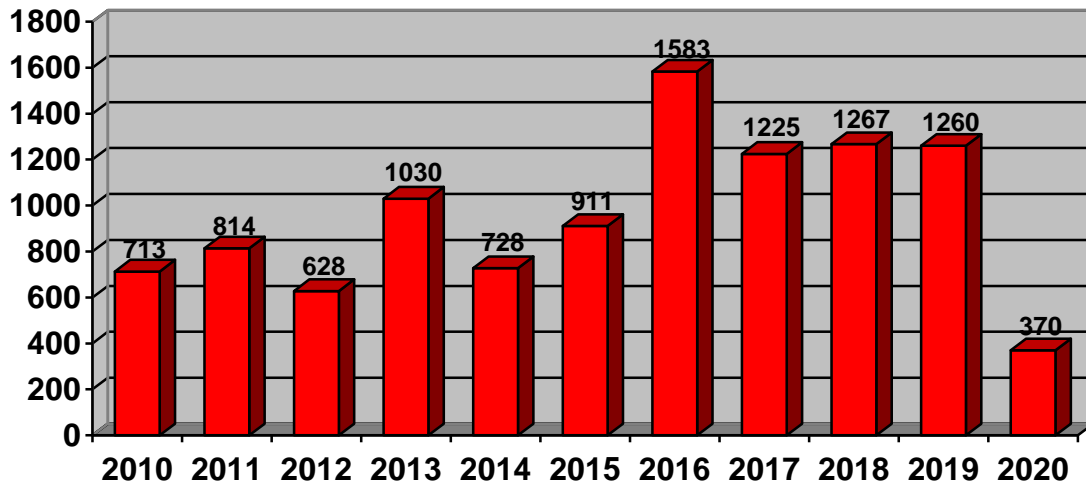
### Felonies included:

Sex Trafficking  
 Robbery  
 Domestic Violence  
 Grand Theft Auto  
 Drug Trafficking  
 Burglary

Smuggling  
 DUI  
 Forgery  
 Sexual Abuse  
 Threat of Terror  
 Grand Theft

\*Some permit holders had multiple charges, however only the most serious charge is represented.

## DENIALS



## REVOCATIONS 1st QUARTER 2020

206 Concealed Carry Permits were revoked during the 1st quarter of 2020. Listed below are the reasons for revocation.

| REASON                    | JAN '20   | FEB '20   | MAR '20   |
|---------------------------|-----------|-----------|-----------|
| ALCOHOL VIOLATION         | 21        | 23        | 33        |
| PROTECTIVE ORDER          | 0         | 0         | 0         |
| WANTED PERSON             | 0         | 0         | 0         |
| FIREARM OFFENSE           | 0         | 0         | 0         |
| THREAT TO SELF/OTHERS     | 3         | 3         | 4         |
| DOMESTIC VIOLENCE         | 8         | 5         | 7         |
| MORAL TURPITUDE           | 15        | 11        | 11        |
| CONTROLLED SUBSTANCE      | 2         | 4         | 3         |
| FELONY                    | 12        | 17        | 23        |
| INSUFFICIENT FINGERPRINTS | 0         | 0         | 0         |
| OTHER                     | 0         | 1         | 0         |
| <b>TOTAL</b>              | <b>61</b> | <b>64</b> | <b>81</b> |

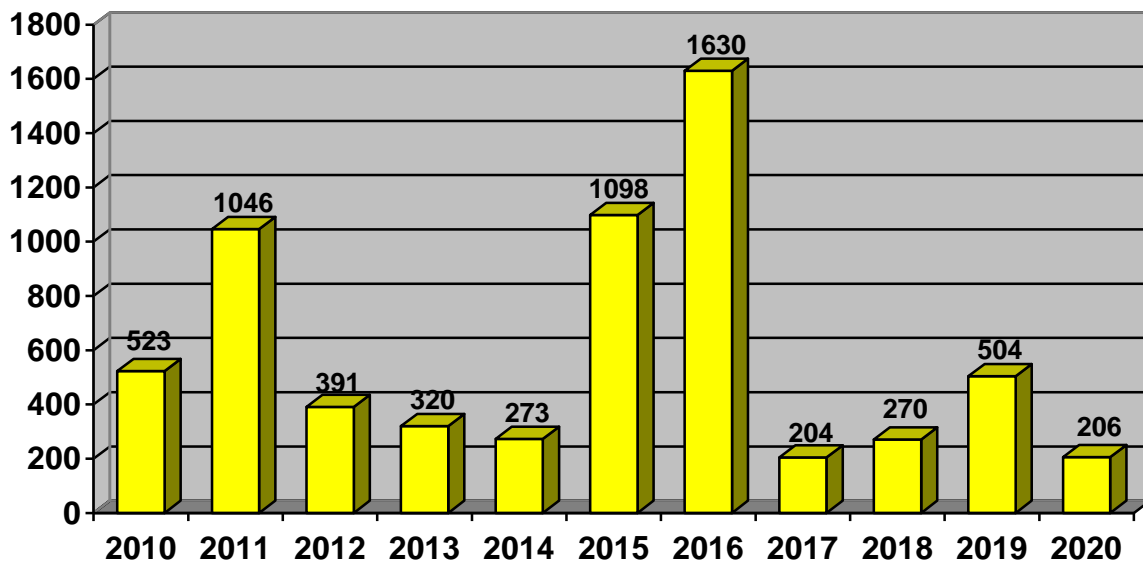
### Felonies included:

Battery  
Theft  
Fraud

Sex Crime  
Rape  
Extortion

\*Some permit holders had multiple charges, however only the most serious charge is represented.

## REVOCATIONS



## SUSPENSIONS 1st QUARTER 2020

337 Concealed Carry Permits were suspended during the 1st quarter of 2020. Listed below are the reasons for suspension.

| REASON                    | JAN '20    | FEB '20    | MAR '20    |
|---------------------------|------------|------------|------------|
| ALCOHOL VIOLATION         | 13         | 10         | 19         |
| PROTECTIVE ORDER          | 20         | 28         | 24         |
| WANTED PERSON             | 0          | 2          | 2          |
| FIREARM OFFENSE           | 0          | 0          | 0          |
| THREAT TO SELF/OTHERS     | 15         | 7          | 10         |
| DOMESTIC VIOLENCE         | 6          | 5          | 6          |
| MORAL TURPITUDE           | 21         | 8          | 13         |
| CONTROLLED SUBSTANCE      | 4          | 4          | 5          |
| FELONY                    | 26         | 22         | 20         |
| INSUFFICIENT FINGERPRINTS | 0          | 2          | 0          |
| OTHER                     | 16         | 13         | 16         |
| <b>TOTAL</b>              | <b>121</b> | <b>101</b> | <b>115</b> |

### Felonies included:

Stalking  
 Fraud  
 Murder  
 Rape

Sex Exploitation of a Minor  
 DUI  
 Robbery  
 Possess Child Porn

\*Some permit holders had multiple charges, however only the most serious charge is represented.

## SUSPENSIONS

