



**BUREAU OF CRIMINAL
IDENTIFICATION**

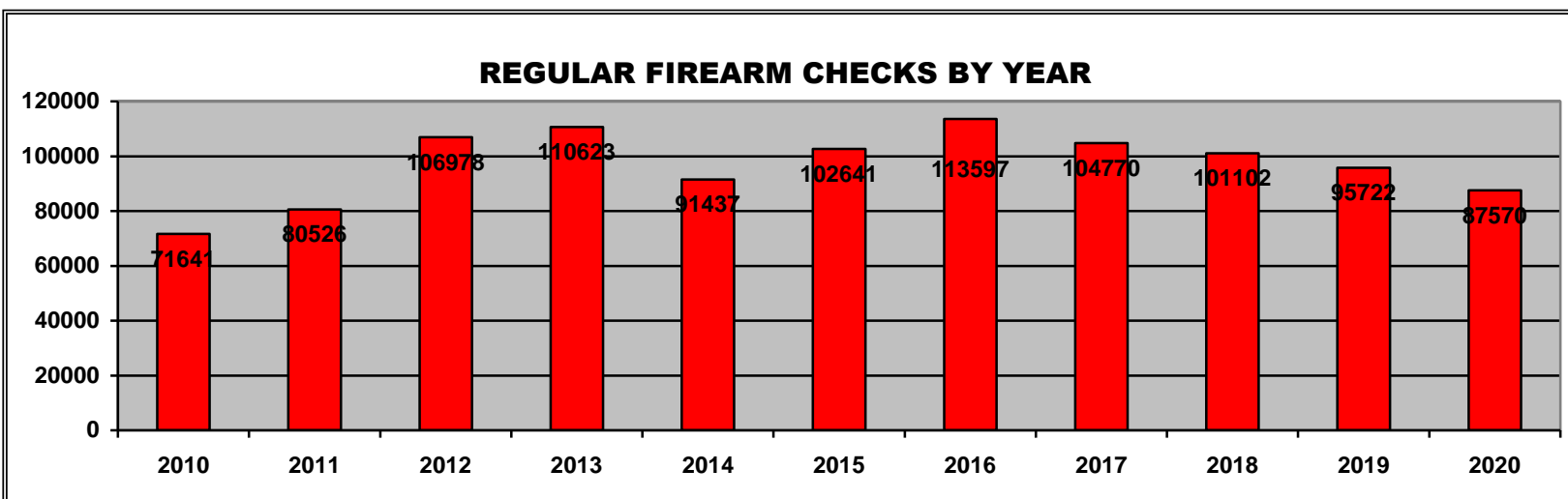
**FIREARM
STATISTICAL
REVIEW**

SECOND QUARTER 2020

Brady Monthly Totals (12 Months) REGULAR FIREARM CHECKS (Not Individual Sales)

Month	Total	Denials	Denial Reasons										Denial %
			WAR	Fel	State	D V	Drug	Ment	IA	P O	PF	DD	
Jun '20	17,789	232	5	57	58	12	30	18	7	35	10	0	1.3%
May '20	13,458	211	4	41	51	16	36	11	5	35	12	0	1.6%
Apr '20	17,279	249	1	66	47	10	47	12	12	40	14	0	1.4%
Mar '20	23,211	343	4	100	80	16	77	14	23	25	4	0	1.5%
Feb '20	8538	139	4	25	33	12	20	4	8	22	11	0	1.6%
Jan '20	7295	101	2	25	20	10	17	5	1	17	4	0	1.4%
Dec '19	13427	146	8	26	31	14	24	6	3	28	6	0	1.1%
Nov '19	10024	120	4	29	25	6	23	5	3	18	7	0	1.2%
Oct '19	7609	144	10	30	33	10	20	2	6	25	8	0	1.9%
Sep '19	7201	89	7	22	16	5	13	5	2	17	1	1	1.2%
Aug '19	6939	108	4	17	25	10	20	6	1	19	6	0	1.6%
Jul '19	5837	86	5	16	24	4	20	3	1	8	5	0	1.5%
TOTALS	138607	1968	58	454	443	125	347	91	72	289	88	1	1.42%

* Note: WAR = Warrant, Fel = Felony, State = State Prohibitor (includes Juvenile Adjudications, Court Orders, and domestic Assault under 76-5-102 that cannot be included in the federal MCDV numbers), DV = Domestic Violence, Drug = Drug Prohibitor, Ment = /Mental Defective, IA = Illegal Alien, P O = Protective Order, PF = Pending Felony, DD = Dishonorable Discharge



FIREARM CHECKS BY COUNTY

SECOND QUARTER 2020

There were 48,526 regular firearm requests to purchase or redeem weapons during the 2nd quarter of 2020. 692 requests were denied. The following tables reflect transfer requests by county, and the % of checks.

COUNTY	REQUESTS	PERCENT	COUNTY	REQUESTS	PERCENT
BEAVER	378	.78%	PIUTE	0	.0%
BOX ELDER	313	.65%	RICH	1	.002%
CACHE	2252	4.6%	SALT LAKE	16166	33.3%
CARBON	445	.92%	SAN JUAN	74	.15%
DAGGETT	0	0%	SANPETE	358	.74%
DAVIS	3623	7.5%	SEVIER	502	1.0%
DUCHESNE	426	.88%	SUMMIT	315	.65%
EMERY	102	.21%	TOOELE	1134	2.3%
GARFIELD	147	.30%	UINTAH	1336	2.8%
GRAND	99	.20%	UTAH	9489	19.6%
IRON	1605	3.3%	WASATCH	590	1.2%
JUAB	115	.24%	WASHINGTON	3544	7.3%
KANE	78	.16%	WAYNE	48	.10%
MILLARD	247	.51%	WEBER	5087	10.5%
MORGAN	52	.11%	TOTAL	39,044	100%

- All percentages rounded
- Recording process for counties corrected in October 2014

DENIALS

Month	Total	Denials	Denial Reasons										Denial %
			WAR	Fel	State	*D V	Drug	Ment	IA	*P O	PF	DD	
Jun '20	17,789	232	5	57	58	12	30	18	7	35	10	0	1.3%
May '20	13,458	211	4	41	51	16	36	11	5	35	12	0	1.6%
Apr '20	17,279	249	1	66	47	10	47	12	12	40	14	0	1.4%

* Note: WAR = Warrant, Fel = Felony, State = State Prohibitor (includes Juvenile Adjudications, Court Orders, and domestic Assault under 76-5-102 that cannot be included in the federal MCDV numbers), , DV = Domestic Violence, Drug = Drug Prohibitor, Ment = Mental Defective, IA = Illegal Alien, PO = Protective Order, PF = Pending Felony, DD = Dishonorable Discharge

1,582 Regular Firearm Requests were pawn redemptions, of which 20 (1.3%) were denied.
46,944 Regular Firearm Requests were sales of new or used weapons, of which 672 (1.4%) were denied.

There were 33,095 requests for Concealed Firearm Permit Verifications for the 2nd Qtr. of 2020 for the purchase or redemption of firearms.

CONCEALED FIREARMS 2nd QUARTER 2020

OVERVIEW

692,308 Total Valid Permits as of June 30, 2020
424,531 Permit Holders are non-residents
267,777 Permit Holders are Utah residents

12,570 Permits Issued 2nd Quarter
19,950 Permits Renewed 2nd Quarter
447 Applications Denied 2nd Quarter
371 Permits Revoked 2nd Quarter
641 Permits Suspended 2nd Quarter

2,712 Total Valid Provisional Permits as of June 30, 2020
73 Provisional Permit Holders are non-residents
2,639 Provisional Permit Holders are Utah residents

419 Provisional Permits Issued 2nd Quarter
5 Provisional Permits Denied 2nd Quarter
2 Provisional Permits Suspended 2nd Quarter
0 Provisional Permits Revoked 2nd Quarter

1,466 new concealed carry applications or active concealed firearm permits were denied, revoked or suspended during the 2nd quarter of 2020. The applicant has the right to appeal to the Concealed Firearm Review Board, which will review the reason for denial. Approximately 20 revocation, denial, and suspension appeals are reviewed by the Concealed Firearm Review Board each quarter; the Board overturns approximately 1% after review.

A permit application may be denied for any of the following reasons:

1. Felony conviction
2. Convicted of an offense involving the use of alcohol
3. Convicted of a crime of violence
4. Convicted of any offenses involving controlled substance
5. Convicted of an offense of moral turpitude (fraud, theft, tax evasion, issuing bad checks, robbery, bribery, perjury, extortion, arson, criminal mischief, falsifying government records, forgery, receiving stolen property, burglary, vandalism, kidnapping)
6. Convicted of an offense involving domestic violence
7. Has been adjudicated as mentally incompetent
8. Is not qualified to purchase and possess a dangerous weapon or handgun pursuant to federal or Utah state law
9. Cause to believe applicant may be a danger to self or others by evidence including but not restricted to:
 - A. Past pattern of behavior involving unlawful violence or threats of unlawful violence
 - B. Past participation in incidents involving unlawful violence or threats of unlawful violence
 - C. Conviction of any offense in involving weapons violations
10. Submitting insufficient fingerprints for the Federal Bureau of Investigation to conduct a search of its files for criminal history information.

When assessing good character the bureau may consider mitigating circumstances. Mitigating circumstances may include length of time since an offense, number of offenses, and type of offenses.

DENIALS 2nd QUARTER 2020

452 Concealed Carry Permit applications were denied during the 2nd quarter of 2020. Listed below are the reasons for denial.

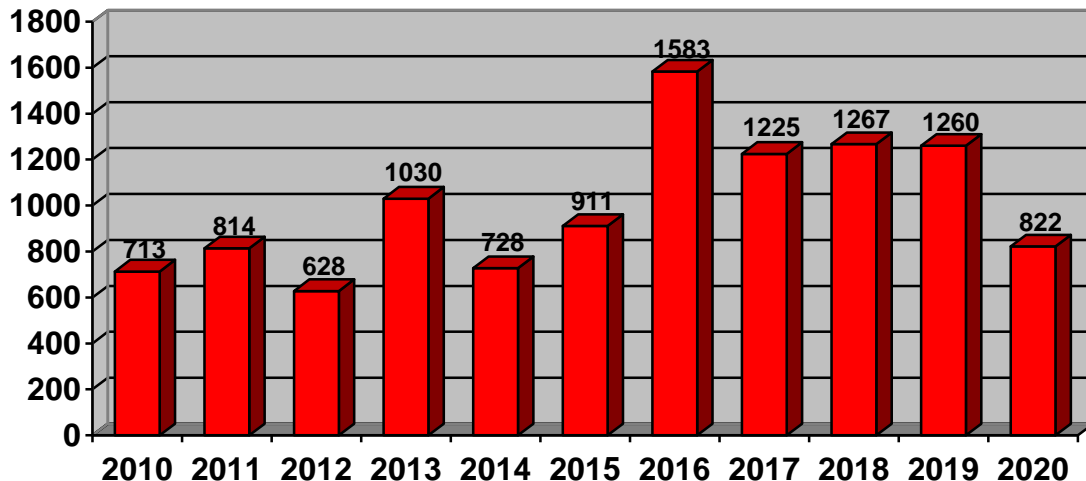
REASON	APRIL '20	MAY '20	JUNE '20
ALCOHOL VIOLATION	33	20	27
PROTECTIVE ORDER	5	7	5
WANTED PERSON	1	3	1
FIREARM OFFENSE	1	0	0
THREAT TO SELF/OTHERS	3	5	2
DOMESTIC VIOLENCE	32	20	19
MORAL TURPITUDE	25	22	24
CONTROLLED SUBSTANCE	13	3	6
FELONY	49	30	26
INSUFFICIENT FINGERPRINTS	31	8	15
OTHER	4	5	7
TOTAL	197	123	132

Felonies included:

<ul style="list-style-type: none"> Theft Fraud Possession of Controlled Substance Sex Assault Receive Stolen Property Assault 	<ul style="list-style-type: none"> Rape Grand Theft Extortion Sex with a Minor Threat of Terror Sodomy
---	--

*Some permit holders had multiple charges, however only the most serious charge is represented.

DENIALS



REVOCATIONS 2nd QUARTER 2020

371 Concealed Carry Permits were revoked during the 2nd quarter of 2020. Listed below are the reasons for revocation.

REASON	APRIL '20	MAY '20	JUNE '20
ALCOHOL VIOLATION	91	79	9
PROTECTIVE ORDER	1	0	1
WANTED PERSON	1	0	0
FIREARM OFFENSE	1	0	0
THREAT TO SELF/OTHERS	15	11	1
DOMESTIC VIOLENCE	17	6	1
MORAL TURPITUDE	30	20	6
CONTROLLED SUBSTANCE	7	2	0
FELONY	44	20	8
INSUFFICIENT FINGERPRINTS	0	0	0
OTHER	0	0	0
TOTAL	207	138	26

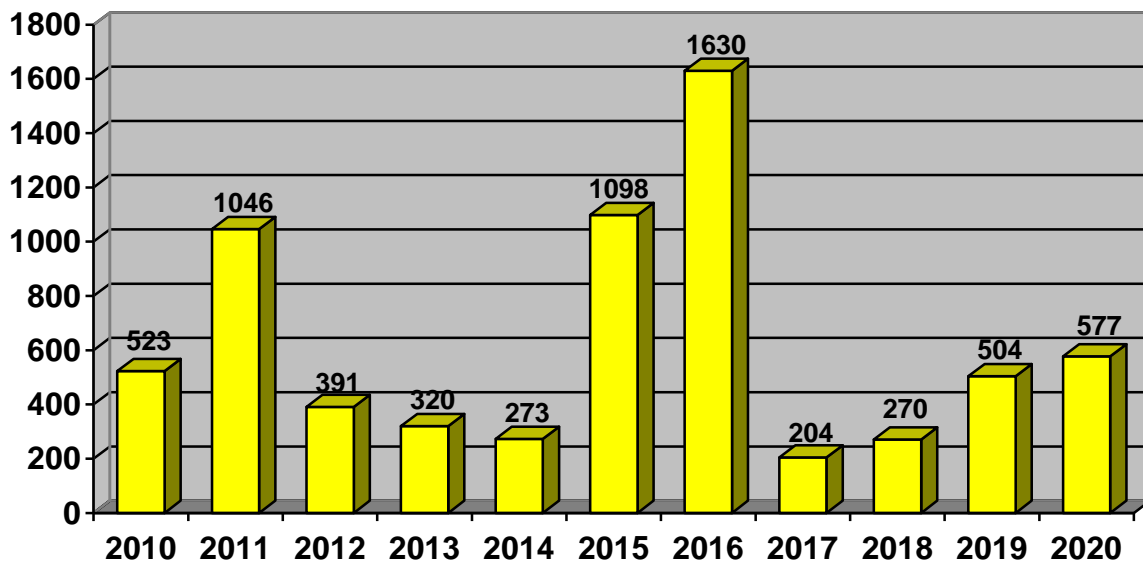
Felonies included:

Receive Stolen Property
Theft
Possession of Child Porn

Burglary
Murder
Domestic Violence

*Some permit holders had multiple charges, however only the most serious charge is represented.

REVOCATIONS



SUSPENSIONS 2nd QUARTER 2020

643 Concealed Carry Permits were suspended during the 2nd quarter of 2020. Listed below are the reasons for suspension.

REASON	APRIL '20	MAY '20	JUNE '20
ALCOHOL VIOLATION	78	58	8
PROTECTIVE ORDER	56	42	17
WANTED PERSON	8	4	2
FIREARM OFFENSE	0	0	0
THREAT TO SELF/OTHERS	27	13	3
DOMESTIC VIOLENCE	7	9	7
MORAL TURPITUDE	22	19	6
CONTROLLED SUBSTANCE	17	6	4
FELONY	87	66	27
INSUFFICIENT FINGERPRINTS	0	0	0
OTHER	28	15	7
TOTAL	330	232	81

Felonies included:

Aggravated Assault
Criminal Mischief
Murder
Rape

Strangulation
DUI
Conspiracy
Kidnapping

*Some permit holders had multiple charges, however only the most serious charge is represented.

SUSPENSIONS

