



**BUREAU OF CRIMINAL
IDENTIFICATION**

**FIREARM
STATISTICAL
REVIEW**

FOURTH QUARTER 2020

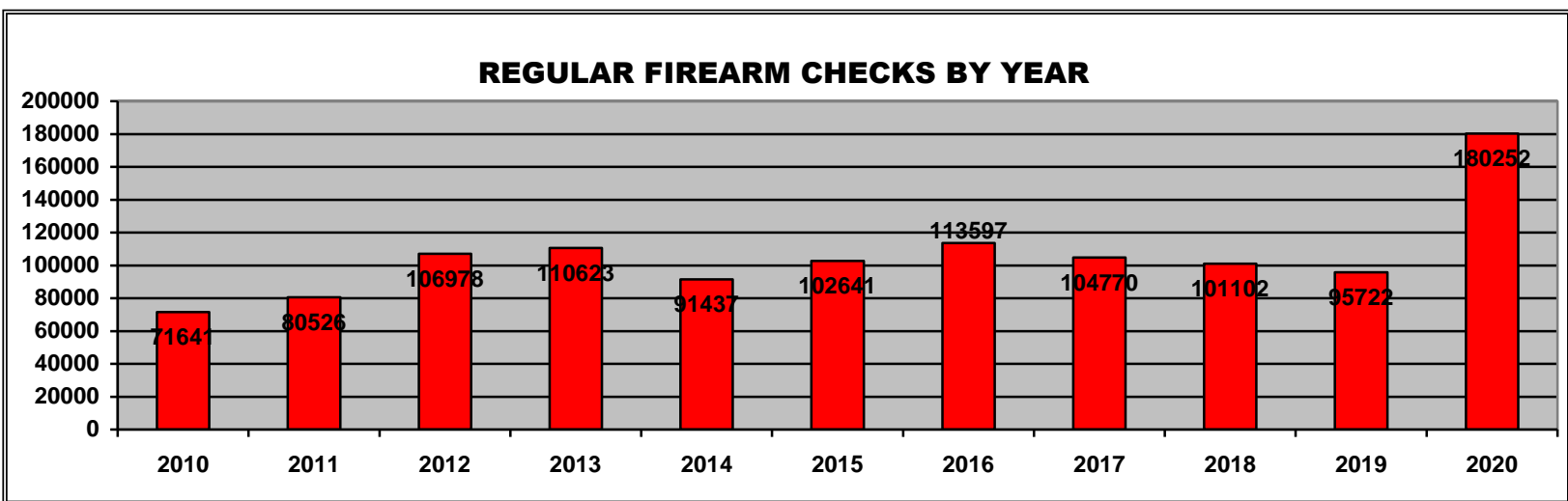
Brady Monthly Totals (12 Months)

REGULAR FIREARM CHECKS

(Not Individual Sales)

Month	Total	Denials	Denial Reasons										Denial %
			WAR	Fel	State	D V	Drug	Ment	IA	P O	PF	DD	
Dec '20	18,084	138	3	36	23	10	15	10	3	25	13	0	.76%
Nov '20	19,374	172	3	49	28	9	22	8	9	34	10	0	.90%
Oct '20	14,568	131	5	36	28	9	12	6	2	21	12	0	.90%
Sep '20	13,410	150	1	42	22	14	19	20	5	16	11	0	1.1%
Aug '20	12,627	134	2	42	28	7	12	5	5	19	14	0	1.1%
Jul '20	14,619	136	1	51	22	7	18	13	4	14	6	0	.93%
Jun '20	17,789	232	5	57	58	12	30	18	7	35	10	0	1.3%
May '20	13,458	211	4	41	51	16	36	11	5	35	12	0	1.6%
Apr '20	17,279	249	1	66	47	10	47	12	12	40	14	0	1.4%
Mar '20	23,211	343	4	100	80	16	77	14	23	25	4	0	1.5%
Feb '20	8538	139	4	25	33	12	20	4	8	22	11	0	1.6%
Jan '20	7295	101	2	25	20	10	17	5	1	17	4	0	1.4%
TOTALS	180,252	2136	35	570	440	132	325	126	84	303	121	0	1.2%

* Note: WAR = Warrant, Fel = Felony, State = State Prohibitor (includes Juvenile Adjudications, Court Orders, and domestic Assault under 76-5-102 that cannot be included in the federal MCDV numbers), DV = Domestic Violence, Drug = Drug Prohibitor, Ment = /Mental Defective, IA = Illegal Alien, P O = Protective Order, PF = Pending Felony, DD = Dishonorable Discharge



FIREARM CHECKS BY COUNTY

FOURTH QUARTER 2020

There were 52,026 regular firearm requests to purchase or redeem weapons during the 4th quarter of 2020. 441 requests were denied. The following tables reflect transfer requests by county, and the % of checks.

COUNTY	REQUESTS	PERCENT	COUNTY	REQUESTS	PERCENT
BEAVER	411	.79%	PIUTE	0	.0%
BOX ELDER	284	.55%	RICH	4	.01%
CACHE	2951	5.7%	SALT LAKE	14731	28.3%
CARBON	403	.78%	SAN JUAN	73	.14%
DAGGETT	0	0%	SANPETE	417	.80%
DAVIS	3760	7.2%	SEVIER	719	1.4%
DUCHESNE	340	.65%	SUMMIT	392	.75%
EMERY	92	.18%	TOOELE	1102	2.1%
GARFIELD	60	.12%	UINTAH	1800	3.5%
GRAND	74	.14%	UTAH	10985	21.1%
IRON	2038	3.9%	WASATCH	685	1.3%
JUAB	224	.43%	WASHINGTON	4219	8.1%
KANE	100	.19%	WAYNE	49	.09%
MILLARD	304	.58%	WEBER	5746	11%
MORGAN	63	.12%	TOTAL	52,026	100%

- All percentages rounded
- Recording process for counties corrected in October 2014

DENIALS

Month	Total	Denials	Denial Reasons										Denial %
			WAR	Fel	State	*D V	Drug	Ment	IA	*P O	PF	DD	
Dec '20	18,084	138	3	36	23	10	15	10	3	25	13	0	.76%
Nov '20	19,374	172	3	49	28	9	22	8	9	34	10	0	.90%
Oct '20	14,568	131	5	36	28	9	12	6	2	21	12	0	.90%

* Note: WAR = Warrant, Fel = Felony, State = State Prohibitor (includes Juvenile Adjudications, Court Orders, and domestic Assault under 76-5-102 that cannot be included in the federal MCDV numbers), , DV = Domestic Violence, Drug = Drug Prohibitor, Ment = Mental Defective, IA = Illegal Alien, PO = Protective Order, PF = Pending Felony, DD = Dishonorable Discharge

1,368 Regular Firearm Requests were pawn redemptions, of which 19 (1.4%) were denied.
50,658 Regular Firearm Requests were sales of new or used weapons, of which 422 (0.83%) were denied.

There were 45,474 requests for Concealed Firearm Permit Verifications for the 4th Qtr. of 2020 for the purchase or redemption of firearms.

CONCEALED FIREARMS 4th QUARTER 2020

OVERVIEW

718,218 Total Valid Permits as of December 31, 2020
427,639 Permit Holders are non-residents
290,579 Permit Holders are Utah residents

26,270 Permits Issued 4th Quarter
18,095 Permits Renewed 4th Quarter
519 Applications Denied 4th Quarter
91 Permits Revoked 4th Quarter
319 Permits Suspended 4th Quarter

3,543 Total Valid Provisional Permits as of December 31, 2020
89 Provisional Permit Holders are non-residents
3,454 Provisional Permit Holders are Utah residents

814 Provisional Permits Issued 4th Quarter
7 Provisional Permits Denied 4th Quarter
5 Provisional Permits Suspended 4th Quarter
4 Provisional Permits Revoked 4th Quarter

945 new concealed carry applications or active concealed firearm permits were denied, revoked or suspended during the 4th quarter of 2020. The applicant has the right to appeal to the Concealed Firearm Review Board, which will review the reason for denial. Approximately 20 revocation, denial, and suspension appeals are reviewed by the Concealed Firearm Review Board each quarter; the Board overturns approximately 1% after review.

A permit application may be denied for any of the following reasons:

1. Felony conviction
2. Convicted of an offense involving the use of alcohol
3. Convicted of a crime of violence
4. Convicted of any offenses involving controlled substance
5. Convicted of an offense of moral turpitude (fraud, theft, tax evasion, issuing bad checks, robbery, bribery, perjury, extortion, arson, criminal mischief, falsifying government records, forgery, receiving stolen property, burglary, vandalism, kidnapping)
6. Convicted of an offense involving domestic violence
7. Has been adjudicated as mentally incompetent
8. Is not qualified to purchase and possess a dangerous weapon or handgun pursuant to federal or Utah state law
9. Cause to believe applicant may be a danger to self or others by evidence including but not restricted to:
 - A. Past pattern of behavior involving unlawful violence or threats of unlawful violence
 - B. Past participation in incidents involving unlawful violence or threats of unlawful violence
 - C. Conviction of any offense in involving weapons violations
10. Submitting insufficient fingerprints for the Federal Bureau of Investigation to conduct a search of its files for criminal history information.

When assessing good character, the bureau may consider mitigating circumstances. Mitigating circumstances may include length of time since an offense, number of offenses, and type of offenses.

DENIALS 4th QUARTER 2020

526 Concealed Carry Permit applications were denied during the 4th quarter of 2020. Listed below are the reasons for denial.

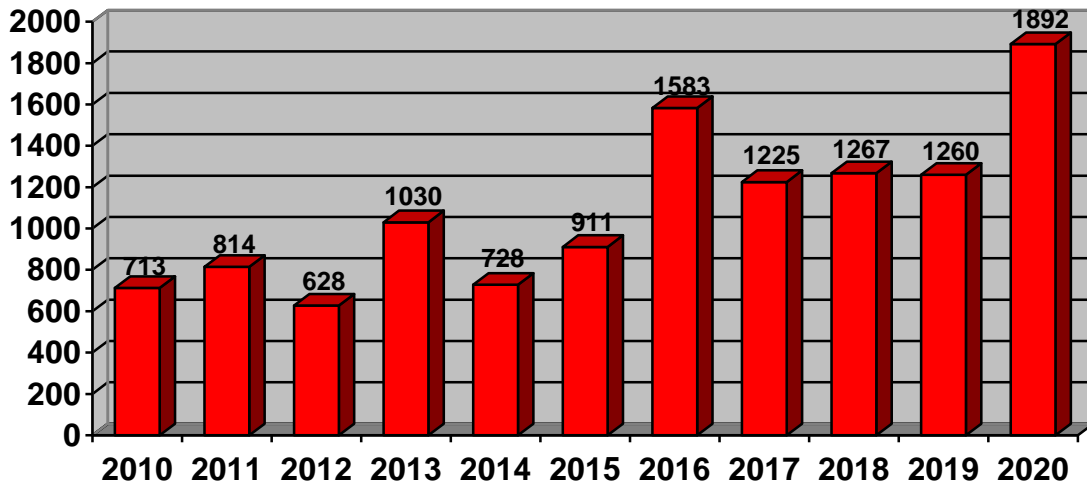
REASON	OCT '20	NOV '20	DEC '20
ALCOHOL VIOLATION	31	28	37
PROTECTIVE ORDER	7	14	9
WANTED PERSON	5	3	2
FIREARM OFFENSE	0	0	0
THREAT TO SELF/OTHERS	4	7	1
DOMESTIC VIOLENCE	28	35	32
MORAL TURPITUDE	20	22	16
CONTROLLED SUBSTANCE	9	13	9
FELONY	31	60	44
INSUFFICIENT FINGERPRINTS	21	3	0
OTHER	15	5	15
TOTAL	171	190	165

Felonies included:

Burglary	Murder
Child Abuse	Robbery
Forgery	Grand Theft
DUI	Bail Jumping
Sex Abuse of a Child	Vehicle Theft
Possession of a Controlled Substance	Sexual Assault

*Some permit holders had multiple charges, however only the most serious charge is represented.

DENIALS



REVOCATIONS 4th QUARTER 2020

95 Concealed Carry Permits were revoked during the 4th quarter of 2020. Listed below are the reasons for revocation.

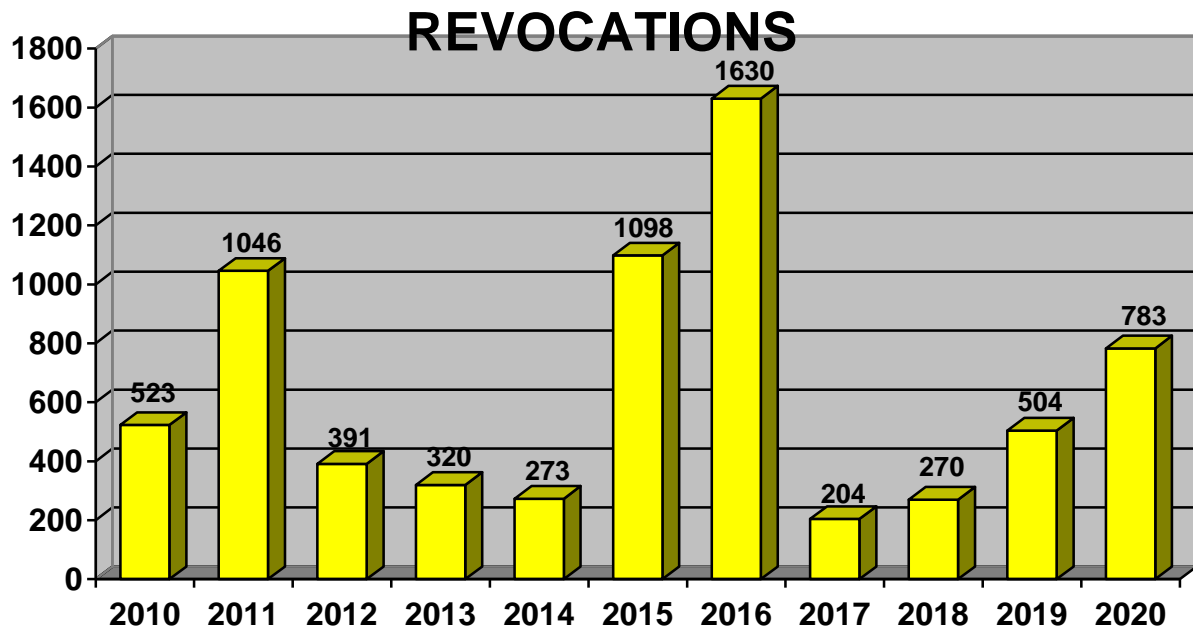
REASON	OCT '20	NOV '20	DEC '20
ALCOHOL VIOLATION	12	12	19
PROTECTIVE ORDER	0	1	0
WANTED PERSON	0	0	0
FIREARM OFFENSE	1	0	0
THREAT TO SELF/OTHERS	1	2	1
DOMESTIC VIOLENCE	2	4	3
MORAL TURPITUDE	3	5	0
CONTROLLED SUBSTANCE	1	4	1
FELONY	6	7	9
INSUFFICIENT FINGERPRINTS	0	0	0
OTHER	0	1	0
TOTAL	26	36	33

Felonies included:

Unlawful Sex with a Minor
Grand Theft
Voting Fraud

Sex Abuse of a Child
Theft
Assault to Murder

*Some permit holders had multiple charges, however only the most serious charge is represented.



SUSPENSIONS 4th QUARTER 2020

324 Concealed Carry Permits were suspended during the 4th quarter of 2020. Listed below are the reasons for suspension.

REASON	OCT '20	NOV '20	DEC '20
ALCOHOL VIOLATION	9	7	5
PROTECTIVE ORDER	39	32	33
WANTED PERSON	4	8	3
FIREARM OFFENSE	0	0	0
THREAT TO SELF/OTHERS	3	5	2
DOMESTIC VIOLENCE	3	5	3
MORAL TURPITUDE	8	9	4
CONTROLLED SUBSTANCE	3	2	1
FELONY	27	29	43
INSUFFICIENT FINGERPRINTS	0	0	0
OTHER	3	16	18
TOTAL	99	113	112

Felonies included:

Child Abuse
 Sexual Abuse of a Minor
 Sexual Exploitation
 Assault

Disarming a Police Officer
 Forcible Sex Abuse
 Domestic Violence
 Robbery

*Some permit holders had multiple charges, however only the most serious charge is represented.

SUSPENSIONS

