



**BUREAU OF CRIMINAL
IDENTIFICATION**

**FIREARM
STATISTICAL
REVIEW**

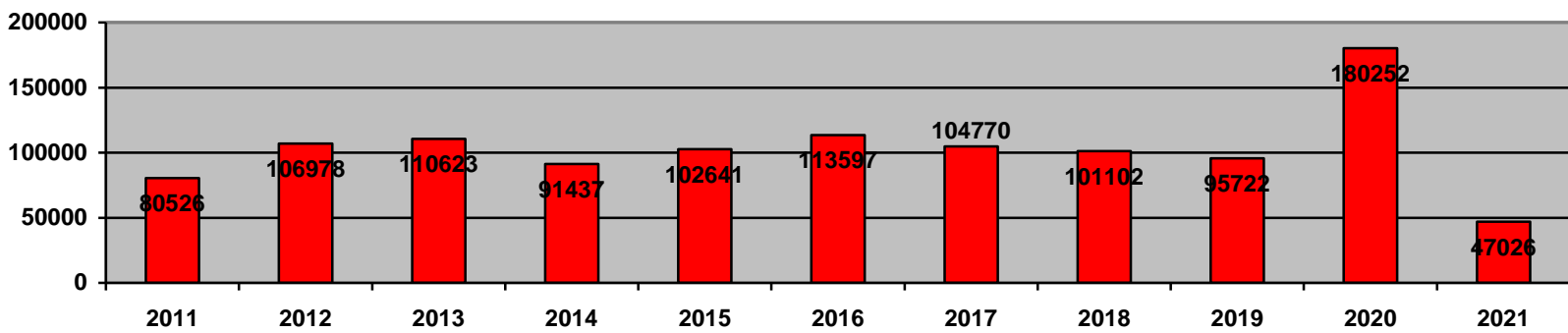
FIRST QUARTER 2021

Brady Monthly Totals (12 Months) REGULAR FIREARM CHECKS (Not Individual Sales)

Month	Total	Denials	Denial Reasons										Denial %
			WAR	Fel	State	D V	Drug	Ment	IA	P O	PF	DD	
Mar '21	17,665	227	7	60	38	15	37	12	6	25	27	0	1.3%
Feb '21	11,564	109	2	31	21	6	13	3	1	25	7	0	.94%
Jan '21	17,797	168	6	45	36	11	20	14	3	25	8	0	.94%
Dec '20	18,084	138	3	36	23	10	15	10	3	25	13	0	.76%
Nov '20	19,374	172	3	49	28	9	22	8	9	34	10	0	.90%
Oct '20	14,568	131	5	36	28	9	12	6	2	21	12	0	.90%
Sep '20	13,410	150	1	42	22	14	19	20	5	16	11	0	1.1%
Aug '20	12,627	134	2	42	28	7	12	5	5	19	14	0	1.1%
Jul '20	14,619	136	1	51	22	7	18	13	4	14	6	0	.93%
Jun '20	17,789	232	5	57	58	12	30	18	7	35	10	0	1.3%
May '20	13,458	211	4	41	51	16	36	11	5	35	12	0	1.6%
Apr '20	17,279	249	1	66	47	10	47	12	12	40	14	0	1.4%
TOTALS	188,234	2057	35	570	440	132	325	126	84	303	121	0	1.1%

* Note: WAR = Warrant, Fel = Felony, State = State Prohibitor (includes Juvenile Adjudications, Court Orders, and domestic Assault under 76-5-102 that cannot be included in the federal MCDV numbers), DV = Domestic Violence, Drug = Drug Prohibitor, Ment = /Mental Defective, IA = Illegal Alien, P O = Protective Order, PF = Pending Felony, DD = Dishonorable Discharge

REGULAR FIREARM CHECKS BY YEAR



FIREARM CHECKS BY COUNTY

FIRST QUARTER 2021

There were 47,026 regular firearm requests to purchase or redeem weapons during the 1st quarter of 2021. 504 requests were denied. The following tables reflect transfer requests by county, and the % of checks.

COUNTY	REQUESTS	PERCENT	COUNTY	REQUESTS	PERCENT
BEAVER	272	.58%	PIUTE	0	.0%
BOX ELDER	330	.70%	RICH	0	.0%
CACHE	2332	5.0%	SALT LAKE	14204	30.2%
CARBON	406	.86%	SAN JUAN	80	.17%
DAGGETT	0	0%	SANPETE	372	.79%
DAVIS	3475	7.4%	SEVIER	465	.99%
DUCHESNE	329	.70%	SUMMIT	365	.78%
EMERY	113	.24%	TOOELE	1085	2.3%
GARFIELD	83	.18%	UINTAH	1583	3.4%
GRAND	98	.21%	UTAH	9509	20.2%
IRON	1662	3.5%	WASATCH	476	1.0%
JUAB	196	.42%	WASHINGTON	3659	7.8%
KANE	110	.23%	WAYNE	42	.09%
MILLARD	385	.82%	WEBER	5344	11.4%
MORGAN	51	.11%	TOTAL	47,026	100%

- All percentages rounded
- Recording process for counties corrected in October 2014

DENIALS

Month	Total	Denials	Denial Reasons										Denial %
			WAR	Fel	State	*D V	Drug	Ment	IA	*P O	PF	DD	
Mar '21	17,665	227	7	60	38	15	37	12	6	25	27	0	1.3%
Feb '21	11,564	109	2	31	21	6	13	3	1	25	7	0	.94%
Jan '21	17,797	168	6	45	36	11	20	14	3	25	8	0	.94%

* Note: WAR = Warrant, Fel = Felony, State = State Prohibitor (includes Juvenile Adjudications, Court Orders, and domestic Assault under 76-5-102 that cannot be included in the federal MCDV numbers), , DV = Domestic Violence, Drug = Drug Prohibitor, Ment = Mental Defective, IA = Illegal Alien, PO = Protective Order, PF = Pending Felony, DD = Dishonorable Discharge

1,680 Regular Firearm Requests were pawn redemptions, of which 15 (.90%) were denied.
 45,346 Regular Firearm Requests were sales of new or used weapons, of which 489 (1.1%) were denied.

There were 43,940 requests for Concealed Firearm Permit Verifications for the 1st Qtr. of 2021 for the purchase or redemption of firearms.

CONCEALED FIREARMS 1st QUARTER 2021

OVERVIEW

728,291 Total Valid Permits as of March 31, 2021
430,670 Permit Holders are non-residents
297,621 Permit Holders are Utah residents

23,446 Permits Issued 1st Quarter
26,309 Permits Renewed 1st Quarter
587 Applications Denied 1st Quarter
70 Permits Revoked 1st Quarter
271 Permits Suspended 1st Quarter

3,844 Total Valid Provisional Permits as of March 31, 2021
101 Provisional Permit Holders are non-residents
3,743 Provisional Permit Holders are Utah residents

790 Provisional Permits Issued 1st Quarter
8 Provisional Permits Denied 1st Quarter
6 Provisional Permits Suspended 1st Quarter
3 Provisional Permits Revoked 1st Quarter

945 new concealed carry applications or active concealed firearm permits were denied, revoked or suspended during the 1st quarter of 2021. The applicant has the right to appeal to the Concealed Firearm Review Board, which will review the reason for denial. Approximately 20 revocation, denial, and suspension appeals are reviewed by the Concealed Firearm Review Board each quarter; the Board overturns approximately 1% after review.

A permit application may be denied for any of the following reasons:

1. Felony conviction
2. Convicted of an offense involving the use of alcohol
3. Convicted of a crime of violence
4. Convicted of any offenses involving controlled substance
5. Convicted of an offense of moral turpitude (fraud, theft, tax evasion, issuing bad checks, robbery, bribery, perjury, extortion, arson, criminal mischief, falsifying government records, forgery, receiving stolen property, burglary, vandalism, kidnapping)
6. Convicted of an offense involving domestic violence
7. Has been adjudicated as mentally incompetent
8. Is not qualified to purchase and possess a dangerous weapon or handgun pursuant to federal or Utah state law
9. Cause to believe applicant may be a danger to self or others by evidence including but not restricted to:
 - A. Past pattern of behavior involving unlawful violence or threats of unlawful violence
 - B. Past participation in incidents involving unlawful violence or threats of unlawful violence
 - C. Conviction of any offense in involving weapons violations
10. Submitting insufficient fingerprints for the Federal Bureau of Investigation to conduct a search of its files for criminal history information.

When assessing good character, the bureau may consider mitigating circumstances. Mitigating circumstances may include length of time since an offense, number of offenses, and type of offenses.

DENIALS 1st QUARTER 2021

595 Concealed Carry Permit applications were denied during the 1st quarter of 2021. Listed below are the reasons for denial.

REASON	JAN '21	FEB '21	MAR '21
ALCOHOL VIOLATION	23	24	19
PROTECTIVE ORDER	7	8	14
WANTED PERSON	1	6	2
FIREARM OFFENSE	0	0	0
THREAT TO SELF/OTHERS	5	3	4
DOMESTIC VIOLENCE	28	30	33
MORAL TURPITUDE	24	17	32
CONTROLLED SUBSTANCE	7	17	10
FELONY	37	35	46
INSUFFICIENT FINGERPRINTS	62	44	26
OTHER	13	7	11
TOTAL	207	191	197

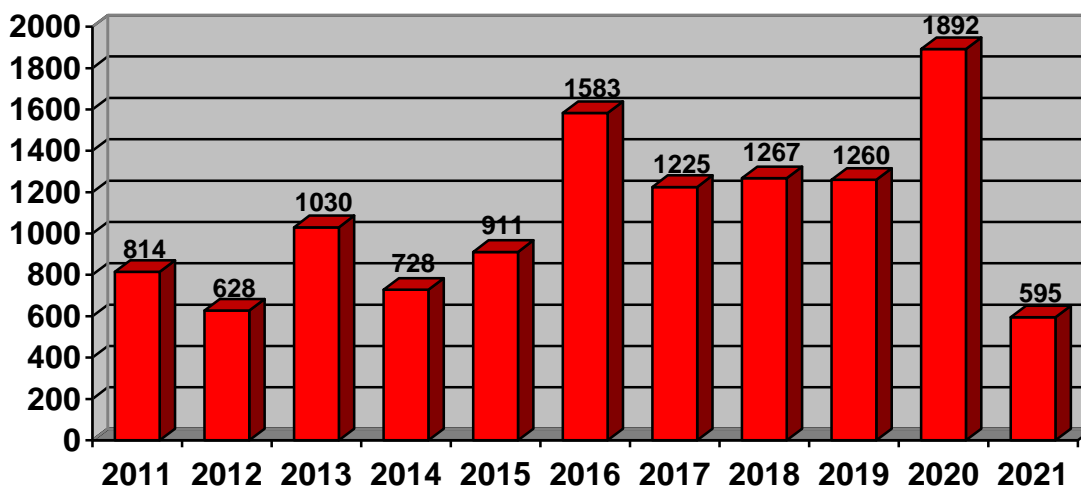
Felonies included:

Theft
 Stolen Vehicle
 Forgery
 Robbery
 Forcible Sex Abuse
 Burglary

Rape
 Endangerment
 Distribution of Cocaine
 Solicitation
 Embezzlement
 RICO Act

*Some permit holders had multiple charges, however only the most serious charge is represented.

DENIALS



REVOCATIONS 1st QUARTER 2021

73 Concealed Carry Permits were revoked during the 1st quarter of 2021. Listed below are the reasons for revocation.

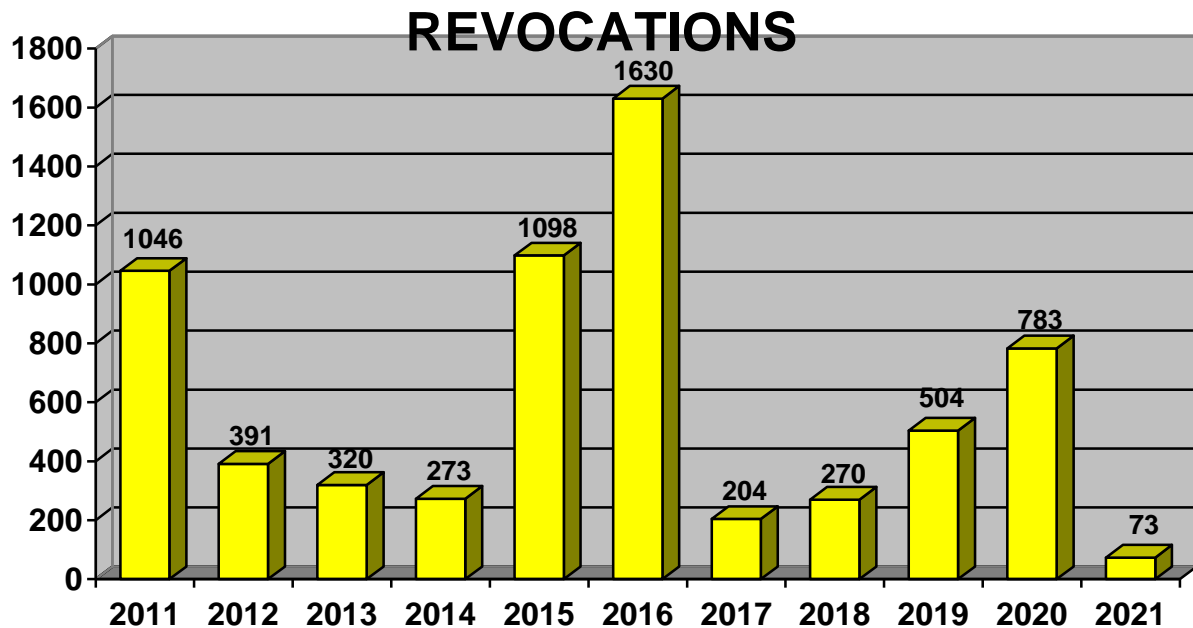
REASON	JAN '21	FEB '21	MAR '21
ALCOHOL VIOLATION	10	16	12
PROTECTIVE ORDER	0	0	0
WANTED PERSON	0	0	0
FIREARM OFFENSE	0	1	0
THREAT TO SELF/OTHERS	0	2	0
DOMESTIC VIOLENCE	2	1	2
MORAL TURPITUDE	2	4	8
CONTROLLED SUBSTANCE	0	0	1
FELONY	4	5	3
INSUFFICIENT FINGERPRINTS	0	0	0
OTHER	0	0	0
TOTAL	18	29	26

Felonies included:

Obstruct Police
Aggravated DUI
Fleeing Police

Sex Abuse
Theft
Defraud IRS

*Some permit holders had multiple charges, however only the most serious charge is represented.



SUSPENSIONS 1st QUARTER 2021

277 Concealed Carry Permits were suspended during the 1st quarter of 2021. Listed below are the reasons for suspension.

REASON	JAN '21	FEB '21	MAR '21
ALCOHOL VIOLATION	3	10	9
PROTECTIVE ORDER	12	40	35
WANTED PERSON	2	3	3
FIREARM OFFENSE	0	0	0
THREAT TO SELF/OTHERS	1	0	1
DOMESTIC VIOLENCE	5	4	3
MORAL TURPITUDE	6	10	14
CONTROLLED SUBSTANCE	1	4	7
FELONY	24	27	31
INSUFFICIENT FINGERPRINTS	0	0	0
OTHER	5	5	12
TOTAL	59	103	115

Felonies included:

Sex Abuse
Aggravated Assault
Kidnapping
Criminal Mischief

Child Abuse
Burglary
Sex Abuse of a Child
Grand Larceny

*Some permit holders had multiple charges, however only the most serious charge is represented.

SUSPENSIONS

