



**BUREAU OF CRIMINAL
IDENTIFICATION**

**FIREARM
STATISTICAL
REVIEW**

THIRD QUARTER 2021

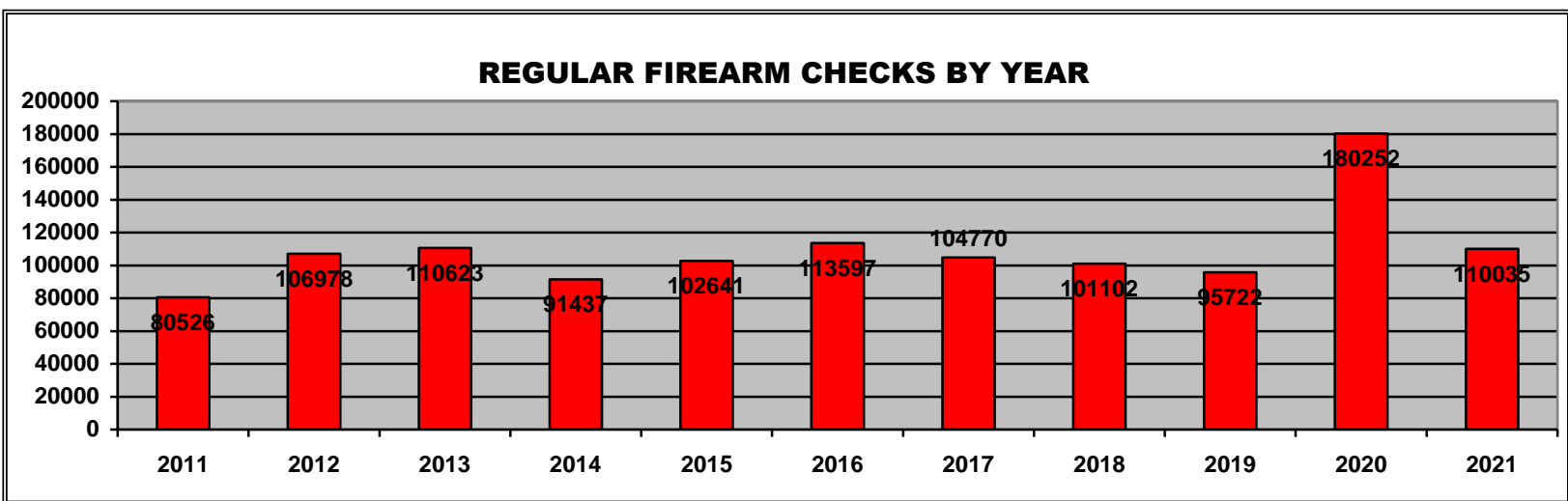
Brady Monthly Totals (12 Months)

REGULAR FIREARM CHECKS

(Not Individual Sales)

Month	Total	Denials	Denial Reasons										Denial %
			WAR	Fel	State	D V	Drug	Ment	IA	P O	PF	DD	
Sep '21	10,683	136	6	31	29	7	16	4	13	20	9	1	1.3%
Aug '21	9942	110	1	32	18	13	19	9	3	11	3	1	1.1%
Jul '21	9456	101	2	26	17	9	13	10	3	12	9	0	1.1%
Jun '21	8975	117	3	35	26	9	10	4	6	16	8	0	1.3%
May '21	10,336	149	5	53	20	11	17	8	4	24	7	0	1.4%
Apr '21	13,617	192	4	49	38	14	22	14	8	30	12	1	1.4%
Mar '21	17,665	227	7	60	38	15	37	12	6	25	27	0	1.3%
Feb '21	11,564	109	2	31	21	6	13	3	1	25	7	0	.94%
Jan '21	17,797	168	6	45	36	11	20	14	3	25	8	0	.94%
Dec '20	18,084	138	3	36	23	10	15	10	3	25	13	0	.76%
Nov '20	19,374	172	3	49	28	9	22	8	9	34	10	0	.90%
Oct '20	14,568	131	5	36	28	9	12	6	2	21	12	0	.90%
TOTALS	162,061	1750	47	483	322	123	216	102	61	268	125	3	1.1%

* Note: WAR = Warrant, Fel = Felony, State = State Prohibitor (includes Juvenile Adjudications, Court Orders, and domestic Assault under 76-5-102 that cannot be included in the federal MCDV numbers), DV = Domestic Violence, Drug = Drug Prohibitor, Ment = /Mental Defective, IA = Illegal Alien, P O = Protective Order, PF = Pending Felony, DD = Dishonorable Discharge



FIREARM CHECKS BY COUNTY

THIRD QUARTER 2021

There were 30,081 regular firearm requests to purchase or redeem weapons during the 3rd quarter of 2021. 347 requests were denied. The following tables reflect transfer requests by county, and the % of checks.

COUNTY	REQUESTS	PERCENT	COUNTY	REQUESTS	PERCENT
BEAVER	266	.88%	PIUTE	0	.0%
BOX ELDER	245	.81%	RICH	5	.02%
CACHE	1612	5.4%	SALT LAKE	8550	28.4%
CARBON	278	.92%	SAN JUAN	47	.16%
DAGGETT	3	.01%	SANPETE	311	1.03%
DAVIS	2326	7.7%	SEVIER	361	1.2%
DUCHESNE	320	1.1%	SUMMIT	233	.78%
EMERY	42	.14%	TOOELE	571	1.9%
GARFIELD	61	.20%	UINTAH	880	2.9%
GRAND	141	.47%	UTAH	5655	18.8%
IRON	1255	4.2%	WASATCH	364	1.2%
JUAB	84	.28%	WASHINGTON	2429	8.1%
KANE	74	.25%	WAYNE	26	.09%
MILLARD	193	.64%	WEBER	3667	12.2%
MORGAN	82	.27%	TOTAL	30,081	100%

- All percentages rounded
- Recording process for counties corrected in October 2014

DENIALS

Month	Total	Denials	Denial Reasons										Denial %
			WAR	Fel	State	*D V	Drug	Ment	IA	*P O	PF	DD	
Sep '21	10,683	136	6	31	29	7	16	4	13	20	9	1	1.3%
Aug '21	9942	110	1	32	18	13	19	9	3	11	3	1	1.1%
Jul '21	9456	101	2	26	17	9	13	10	3	12	9	0	1.1%

* Note: WAR = Warrant, Fel = Felony, State = State Prohibitor (includes Juvenile Adjudications, Court Orders, and domestic Assault under 76-5-102 that cannot be included in the federal MCDV numbers), , DV = Domestic Violence, Drug = Drug Prohibitor, Ment = Mental Defective, IA = Illegal Alien, PO = Protective Order, PF = Pending Felony, DD = Dishonorable Discharge

1,263 Regular Firearm Requests were pawn redemptions, of which 18 (1.4%) were denied.
28,818 Regular Firearm Requests were sales of new or used weapons, of which 329 (1.1%) were denied.

There were 29,029 requests for Concealed Firearm Permit Verifications for the 3rd Qtr. of 2021 for the purchase or redemption of firearms.

CONCEALED FIREARM THIRD QUARTER 2021

OVERVIEW

726,988 Total Valid Permits as of September 30, 2021
431,626 Permit Holders are non-residents
295,362 Permit Holders are Utah residents

11,343 Permits Issued 3rd Quarter
17,102 Permits Renewed 3rd Quarter
284 Applications Denied 3rd Quarter
91 Permits Revoked 3rd Quarter
276 Permits Suspended 3rd Quarter

3,589 Total Valid Provisional Permits as of September 30, 2021
100 Provisional Permit Holders are non-residents
3,489 Provisional Permit Holders are Utah residents

265 Provisional Permits Issued 3rd Quarter
5 Provisional Permits Denied 3rd Quarter
4 Provisional Permits Suspended 3rd Quarter
3 Provisional Permits Revoked 3rd Quarter

663 new concealed carry applications or active concealed firearm permits were denied, revoked or suspended during the 3rd quarter of 2021. The applicant has the right to appeal to the Concealed Firearm Review Board, which will review the reason for denial. Approximately 20 revocation, denial, and suspension appeals are reviewed by the Concealed Firearm Review Board each quarter; the Board overturns approximately 1% after review.

A permit application may be denied for any of the following reasons:

1. Felony conviction
2. Convicted of an offense involving the use of alcohol
3. Convicted of a crime of violence
4. Convicted of any offenses involving controlled substance
5. Convicted of an offense of moral turpitude (fraud, theft, tax evasion, issuing bad checks, robbery, bribery, perjury, extortion, arson, criminal mischief, falsifying government records, forgery, receiving stolen property, burglary, vandalism, kidnapping)
6. Convicted of an offense involving domestic violence
7. Has been adjudicated as mentally incompetent
8. Is not qualified to purchase and possess a dangerous weapon or handgun pursuant to federal or Utah state law
9. Cause to believe applicant may be a danger to self or others by evidence including but not restricted to:
 - A. Past pattern of behavior involving unlawful violence or threats of unlawful violence
 - B. Past participation in incidents involving unlawful violence or threats of unlawful violence
 - C. Conviction of any offense in involving weapons violations
10. Submitting insufficient fingerprints for the Federal Bureau of Investigation to conduct a search of its files for criminal history information.

When assessing good character, the bureau may consider mitigating circumstances. Mitigating circumstances may include length of time since an offense, number of offenses, and type of offenses.

DENIALS 3rd QUARTER 2021

289 Concealed Carry Permit applications were denied during the 3rd quarter of 2021. Listed below are the reasons for denial.

REASON	JULY '21	AUG '21	SEPT '21
ALCOHOL VIOLATION	15	9	7
PROTECTIVE ORDER	4	2	4
WANTED PERSON	0	4	0
FIREARM OFFENSE	0	0	0
THREAT TO SELF/OTHERS	1	1	0
DOMESTIC VIOLENCE	16	18	22
MORAL TURPITUDE	11	5	15
CONTROLLED SUBSTANCE	2	2	5
FELONY	30	30	24
INSUFFICIENT FINGERPRINTS	42	0	0
OTHER	3	9	8
TOTAL	124	80	85

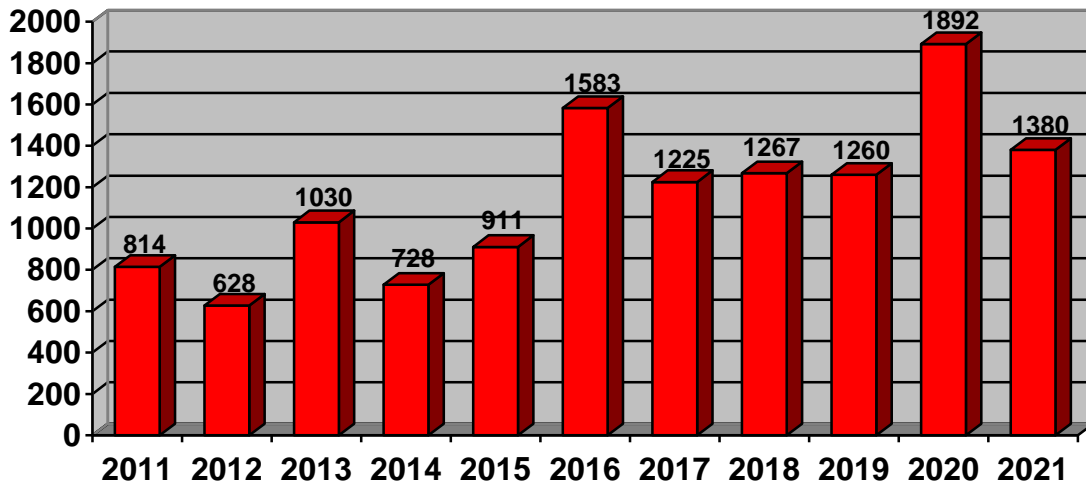
Felonies included:

Sex Assault
Burglary
Grand Theft
Perjury
DUI
Child Endangerment

Assault a Police Officer
Identity Theft
Theft
Sex Exploitation of a Minor
Smuggling
Distribute Controlled Substance

*Some permit holders had multiple charges, however only the most serious charge is represented.

DENIALS



REVOCATIONS 3rd QUARTER 2021

94 Concealed Carry Permits were revoked during the 3rd quarter of 2021. Listed below are the reasons for revocation.

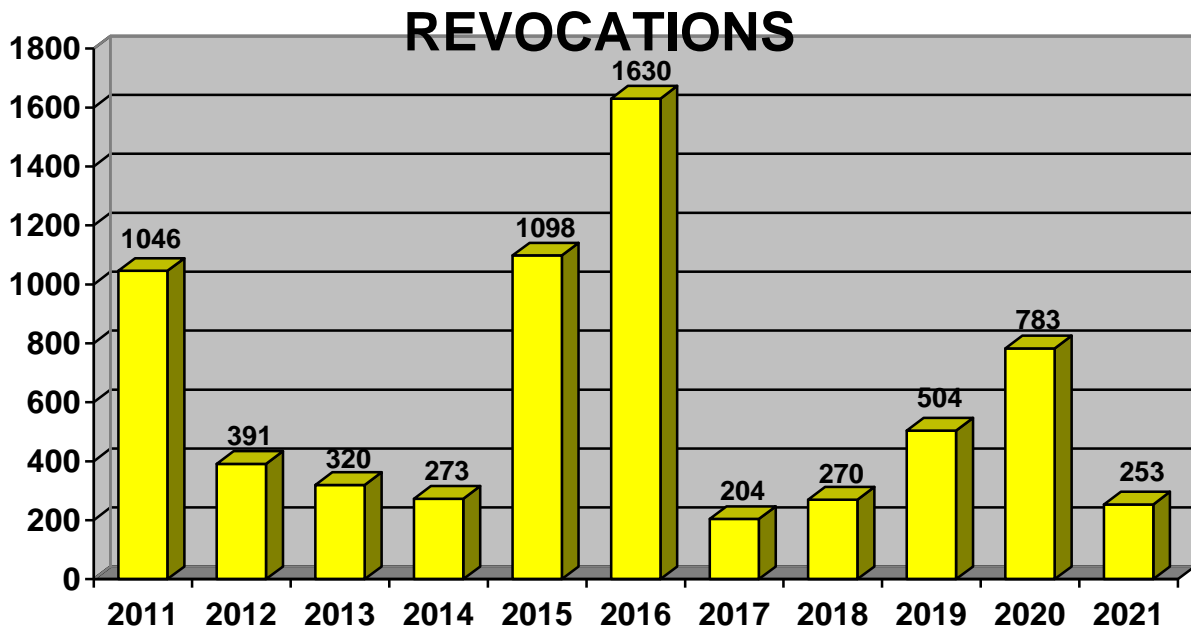
REASON	JULY '21	AUG '21	SEPT '21
ALCOHOL VIOLATION	17	18	15
PROTECTIVE ORDER	0	0	0
WANTED PERSON	0	0	0
FIREARM OFFENSE	0	0	0
THREAT TO SELF/OTHERS	1	1	1
DOMESTIC VIOLENCE	2	2	6
MORAL TURPITUDE	5	3	10
CONTROLLED SUBSTANCE	1	0	0
FELONY	6	5	1
INSUFFICIENT FINGERPRINTS	0	0	0
OTHER	0	0	0
TOTAL	32	29	33

Felonies included:

Theft
Aggravated Assault
Burglary

Sexual Abuse
Unlawful Possession of a Weapon
Willfully Discharge Firearm

*Some permit holders had multiple charges, however only the most serious charge is represented.



SUSPENSIONS 3rd QUARTER 2021

280 Concealed Carry Permits were suspended during the 3rd quarter of 2021. Listed below are the reasons for suspension.

REASON	JULY '21	AUG '21	SEPT '21
ALCOHOL VIOLATION	6	9	2
PROTECTIVE ORDER	21	30	23
WANTED PERSON	4	3	2
FIREARM OFFENSE	0	0	0
THREAT TO SELF/OTHERS	3	2	1
DOMESTIC VIOLENCE	0	11	2
MORAL TURPITUDE	8	3	7
CONTROLLED SUBSTANCE	6	7	7
FELONY	38	34	24
INSUFFICIENT FINGERPRINTS	0	0	0
OTHER	13	8	6
TOTAL	99	107	74

Felonies included:

Aggravated Assault
 Fraud
 Entice a Minor by Internet
 Riot

Sexual Battery
 Strangulation
 Manslaughter
 Cruelty to a Child

*Some permit holders had multiple charges, however only the most serious charge is represented.

SUSPENSIONS

