



**BUREAU OF CRIMINAL
IDENTIFICATION**

**FIREARM
STATISTICAL
REVIEW**

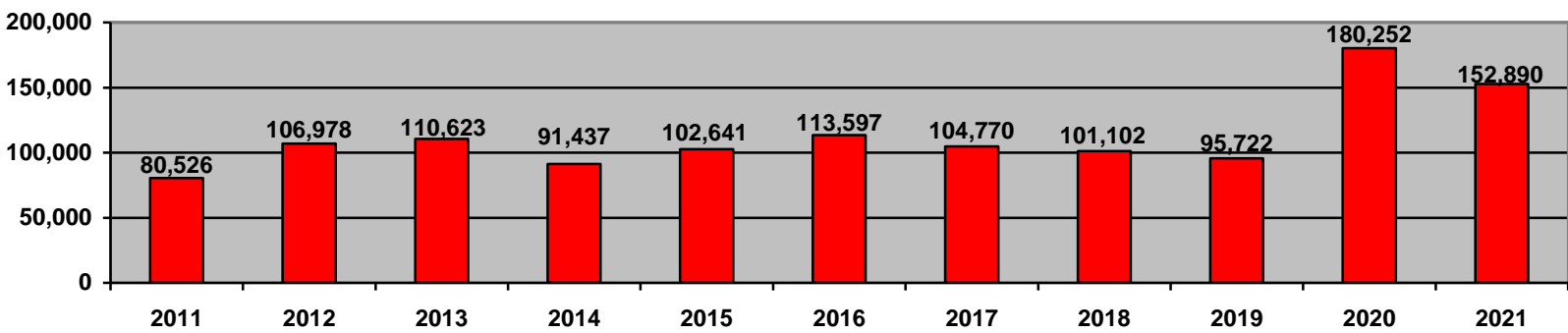
FOURTH QUARTER 2021

Brady Monthly Totals (12 Months) REGULAR FIREARM CHECKS (Not Individual Sales)

Month	Total	Denials	Denial Reasons										Denial %
			WAR	Fel	State	D V	Drug	Ment	IA	P O	PF	DD	
Dec '21	17,320	170	6	47	24	24	14	12	7	25	11	0	.98%
Nov '21	14,249	150	4	46	27	14	15	7	11	18	8	0	1.05%
Oct '21	11,286	137	1	22	28	20	17	9	8	20	12	0	1.2%
Sep '21	10,683	136	6	31	29	7	16	4	13	20	9	1	1.3%
Aug '21	9942	110	1	32	18	13	19	9	3	11	3	1	1.1%
Jul '21	9456	101	2	26	17	9	13	10	3	12	9	0	1.1%
Jun '21	8975	117	3	35	26	9	10	4	6	16	8	0	1.3%
May '21	10,336	149	5	53	20	11	17	8	4	24	7	0	1.4%
Apr '21	13,617	192	4	49	38	14	22	14	8	30	12	1	1.4%
Mar '21	17,665	227	7	60	38	15	37	12	6	25	27	0	1.3%
Feb '21	11,564	109	2	31	21	6	13	3	1	25	7	0	.94%
Jan '21	17,797	168	6	45	36	11	20	14	3	25	8	0	.94%
TOTALS	152,890	1766	47	477	322	153	213	106	73	251	121	3	1.15%

* Note: WAR = Warrant, Fel = Felony, State = State Prohibitor (includes Juvenile Adjudications, Court Orders, and domestic Assault under 76-5-102 that cannot be included in the federal MCDV numbers), DV = Domestic Violence, Drug = Drug Prohibitor, Ment = /Mental Defective, IA = Illegal Alien, P O = Protective Order, PF = Pending Felony, DD = Dishonorable Discharge

REGULAR FIREARM CHECKS BY YEAR



FIREARM CHECKS BY COUNTY

FOURTH QUARTER 2021

There were 42,855 regular firearm requests to purchase or redeem weapons during the 4th quarter of 2021. 457 requests were denied. The following tables reflect transfer requests by county, and the % of checks.

COUNTY	REQUESTS	PERCENT	COUNTY	REQUESTS	PERCENT
BEAVER	331	.77%	PIUTE	0	.0%
BOX ELDER	429	1.0%	RICH	9	.02%
CACHE	2333	5.44%	SALT LAKE	11,453	26.7%
CARBON	370	.86%	SAN JUAN	55	.13%
DAGGETT	0	0.0%	SANPETE	373	.87%
DAVIS	3145	7.3%	SEVIER	633	1.5%
DUCHESNE	386	.90%	SUMMIT	290	.68%
EMERY	116	.27%	TOOELE	857	2.0%
GARFIELD	81	.19%	UINTAH	1671	3.9%
GRAND	160	.37%	UTAH	8402	19.6%
IRON	1800	4.2%	WASATCH	517	1.2%
JUAB	181	.42%	WASHINGTON	3998	9.3%
KANE	87	.20%	WAYNE	31	.07%
MILLARD	276	.64%	WEBER	4814	11.2%
MORGAN	57	.13%	TOTAL	42,855	100%

- All percentages rounded
- Recording process for counties corrected in October 2014

DENIALS

Month	Total	Denials	Denial Reasons										Denial %
			WAR	Fel	State	*D V	Drug	Ment	IA	*P O	PF	DD	
Dec '21	17,320	170	6	47	24	24	14	12	7	25	11	0	.98%
Nov '21	14,249	150	4	46	27	14	15	7	11	18	8	0	1.05%
Oct '21	11,286	137	1	22	28	20	17	9	8	20	12	0	1.2%

* Note: WAR = Warrant, Fel = Felony, State = State Prohibitor (includes Juvenile Adjudications, Court Orders, and domestic Assault under 76-5-102 that cannot be included in the federal MCDV numbers), , DV = Domestic Violence, Drug = Drug Prohibitor, Ment = Mental Defective, IA = Illegal Alien, PO = Protective Order, PF = Pending Felony, DD = Dishonorable Discharge

1,233 Regular Firearm Requests were pawn redemptions, of which 24 (1.9%) were denied.
 41,622 Regular Firearm Requests were sales of new or used weapons, of which 433 (1.04%) were denied.

There were 37,862 requests for Concealed Firearm Permit Verifications for the 4th Qtr. of 2021 for the purchase or redemption of firearms.

CONCEALED FIREARM FOURTH QUARTER 2021

OVERVIEW

722,065 Total Valid Permits as of December 31, 2021
430,175 Permit Holders are non-residents
291,890 Permit Holders are Utah residents

9,877 Permits Issued 4rd Quarter
9,934 Permits Renewed 4th Quarter
194 Applications Denied 4th Quarter
104 Permits Revoked 4th Quarter
265 Permits Suspended 4th Quarter

3,361 Total Valid Provisional Permits as of December 31, 2021
88 Provisional Permit Holders are non-residents
3,273 Provisional Permit Holders are Utah residents

241 Provisional Permits Issued 4th Quarter
4 Provisional Permits Denied 4th Quarter
1 Provisional Permits Suspended 4th Quarter
2 Provisional Permits Revoked 4th Quarter

570 new concealed carry applications or active concealed firearm permits were denied, revoked or suspended during the 4th quarter of 2021. The applicant has the right to appeal to the Concealed Firearm Review Board, which will review the reason for denial. Approximately 20 revocation, denial, and suspension appeals are reviewed by the Concealed Firearm Review Board each quarter; the Board overturns approximately 1% after review.

A permit application may be denied for any of the following reasons:

1. Felony conviction
2. Convicted of an offense involving the use of alcohol
3. Convicted of a crime of violence
4. Convicted of any offenses involving controlled substance
5. Convicted of an offense of moral turpitude (fraud, theft, tax evasion, issuing bad checks, robbery, bribery, perjury, extortion, arson, criminal mischief, falsifying government records, forgery, receiving stolen property, burglary, vandalism, kidnapping)
6. Convicted of an offense involving domestic violence
7. Has been adjudicated as mentally incompetent
8. Is not qualified to purchase and possess a dangerous weapon or handgun pursuant to federal or Utah state law
9. Cause to believe applicant may be a danger to self or others by evidence including but not restricted to:
 - A. Past pattern of behavior involving unlawful violence or threats of unlawful violence
 - B. Past participation in incidents involving unlawful violence or threats of unlawful violence
 - C. Conviction of any offense in involving weapons violations
10. Submitting insufficient fingerprints for the Federal Bureau of Investigation to conduct a search of its files for criminal history information.

When assessing good character, the bureau may consider mitigating circumstances. Mitigating circumstances may include length of time since an offense, number of offenses, and type of offenses.

DENIALS 4th QUARTER 2021

198 Concealed Carry Permit applications were denied during the 4th quarter of 2021. Listed below are the reasons for denial.

REASON	OCT '21	NOV '21	DEC '21
ALCOHOL VIOLATION	5	9	12
PROTECTIVE ORDER	3	2	5
WANTED PERSON	2	1	1
FIREARM OFFENSE	0	0	0
THREAT TO SELF/OTHERS	2	3	0
DOMESTIC VIOLENCE	11	18	23
MORAL TURPITUDE	3	8	2
CONTROLLED SUBSTANCE	0	3	2
FELONY	17	26	23
INSUFFICIENT FINGERPRINTS	0	0	0
OTHER	5	7	5
TOTAL	48	77	73

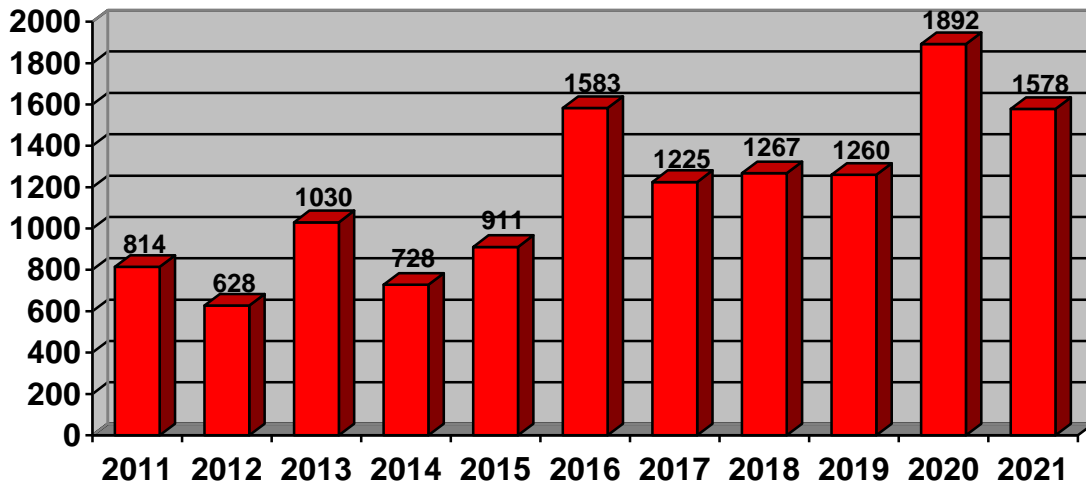
Felonies included:

Obstruction of Justice
 Aggravated Battery
 Fraud
 Child Abuse
 Rape
 Possess Stolen Vehicle

Writing Bad Checks
 Burglary
 Manslaughter
 Domestic Violence
 Harassment
 Threats

*Some permit holders had multiple charges, however only the most serious charge is represented.

DENIALS



REVOCATIONS 4th QUARTER 2021

106 Concealed Carry Permits were revoked during the 4th quarter of 2021. Listed below are the reasons for revocation.

REASON	OCT '21	NOV '21	DEC '21
ALCOHOL VIOLATION	26	15	17
PROTECTIVE ORDER	0	0	0
WANTED PERSON	0	0	0
FIREARM OFFENSE	0	0	0
THREAT TO SELF/OTHERS	1	1	2
DOMESTIC VIOLENCE	2	4	4
MORAL TURPITUDE	5	5	7
CONTROLLED SUBSTANCE	1	2	0
FELONY	6	4	4
INSUFFICIENT FINGERPRINTS	0	0	0
OTHER	0	0	0
TOTAL	41	31	34

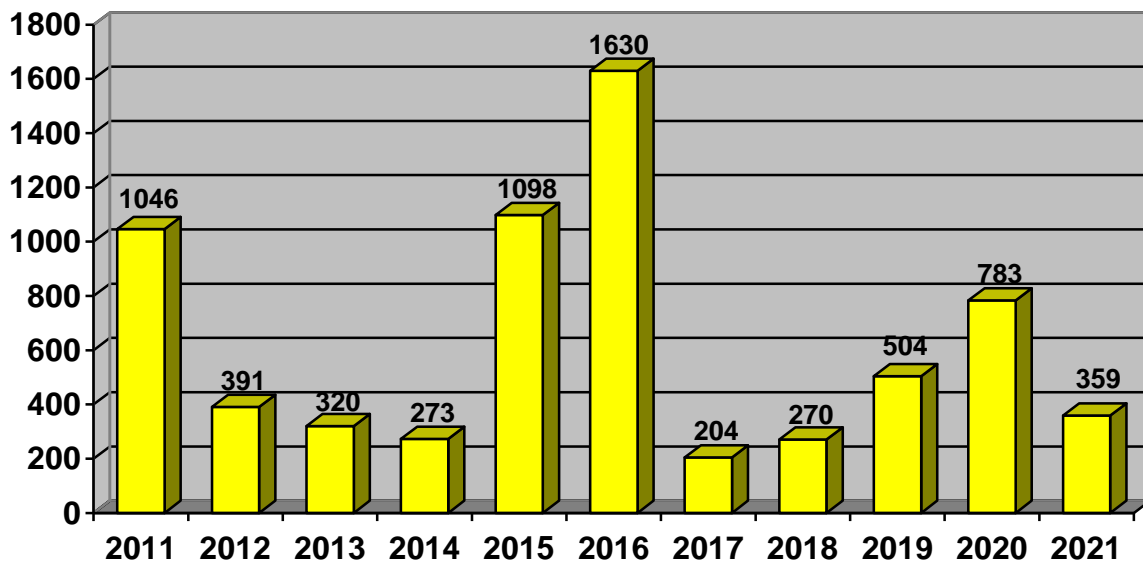
Felonies included:

Invasion of Privacy
Aggravated Assault
Theft

Forcible Sex Abuse
DUI
Strangulation

*Some permit holders had multiple charges, however only the most serious charge is represented.

REVOCATIONS



SUSPENSIONS 4th QUARTER 2021

266 Concealed Carry Permits were suspended during the 4th quarter of 2021. Listed below are the reasons for suspension.

REASON	OCT '21	NOV '21	DEC '21
ALCOHOL VIOLATION	9	7	8
PROTECTIVE ORDER	27	24	34
WANTED PERSON	2	1	0
FIREARM OFFENSE	0	0	0
THREAT TO SELF/OTHERS	3	1	0
DOMESTIC VIOLENCE	2	6	4
MORAL TURPITUDE	7	10	6
CONTROLLED SUBSTANCE	4	5	4
FELONY	31	33	20
INSUFFICIENT FINGERPRINTS	0	0	0
OTHER	6	3	9
TOTAL	91	90	85

Felonies included:

Fleeing Police
 Aggravated Assault
 Child Abuse
 Aggravated Sex Abuse of a Child

Object Rape
 Burglary
 Conspiracy
 Killing of Big Game

*Some permit holders had multiple charges, however only the most serious charge is represented.

SUSPENSIONS

