



**BUREAU OF CRIMINAL
IDENTIFICATION**

**FIREARM
STATISTICAL
REVIEW**

FIRST QUARTER 2022

Brady Monthly Totals (12 Months)

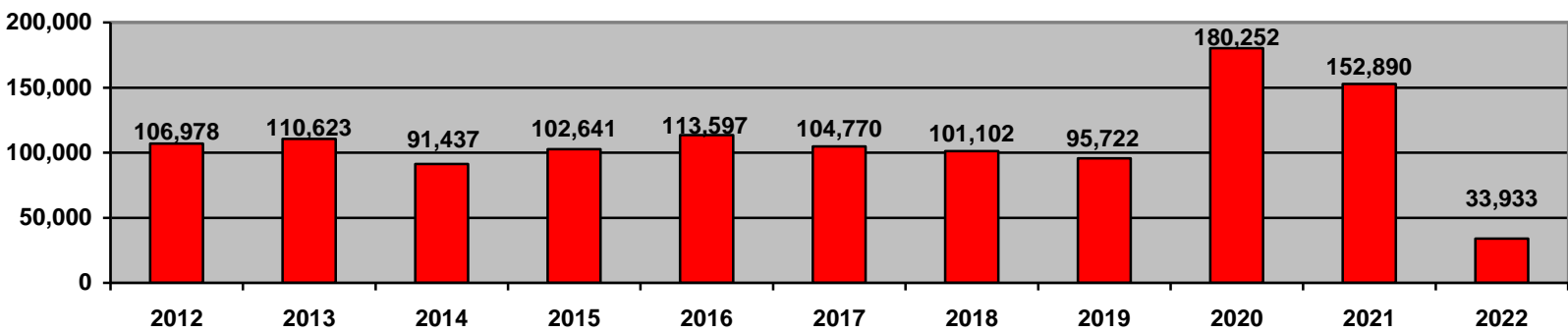
REGULAR FIREARM CHECKS

(Not Individual Sales)

| Month | Total | Denials | Denial Reasons | | | | | | | | | | Denial % |
|---------------|----------------|-------------|----------------|------------|------------|------------|------------|-----------|-----------|------------|-----------|----------|-------------|
| | | | WAR | Fel | State | D V | Drug | Ment | IA | P O | PF | DD | |
| Mar '22 | 13,914 | 172 | 8 | 39 | 41 | 15 | 34 | 4 | 7 | 18 | 6 | 0 | 1.2% |
| Feb '22 | 10,848 | 150 | 4 | 42 | 31 | 8 | 21 | 9 | 6 | 20 | 9 | 0 | 1.4% |
| Jan '22 | 9231 | 117 | 3 | 36 | 18 | 8 | 15 | 7 | 7 | 18 | 4 | 0 | 1.3% |
| Dec '21 | 17,320 | 170 | 6 | 47 | 24 | 24 | 14 | 12 | 7 | 25 | 11 | 0 | .98% |
| Nov '21 | 14,249 | 150 | 4 | 46 | 27 | 14 | 15 | 7 | 11 | 18 | 8 | 0 | 1.05% |
| Oct '21 | 11,286 | 137 | 1 | 22 | 28 | 20 | 17 | 9 | 8 | 20 | 12 | 0 | 1.2% |
| Sep '21 | 10,683 | 136 | 6 | 31 | 29 | 7 | 16 | 4 | 13 | 20 | 9 | 1 | 1.3% |
| Aug '21 | 9942 | 110 | 1 | 32 | 18 | 13 | 19 | 9 | 3 | 11 | 3 | 1 | 1.1% |
| Jul '21 | 9456 | 101 | 2 | 26 | 17 | 9 | 13 | 10 | 3 | 12 | 9 | 0 | 1.1% |
| Jun '21 | 8975 | 117 | 3 | 35 | 26 | 9 | 10 | 4 | 6 | 16 | 8 | 0 | 1.3% |
| May '21 | 10,336 | 149 | 5 | 53 | 20 | 11 | 17 | 8 | 4 | 24 | 7 | 0 | 1.4% |
| Apr '21 | 13,617 | 192 | 4 | 49 | 38 | 14 | 22 | 14 | 8 | 30 | 12 | 1 | 1.4% |
| TOTALS | 139,857 | 1701 | 47 | 458 | 317 | 152 | 213 | 97 | 83 | 232 | 98 | 3 | 1.2% |

* Note: WAR = Warrant, Fel = Felony, State = State Prohibitor (includes Juvenile Adjudications, Court Orders, and domestic Assault under 76-5-102 that cannot be included in the federal MCDV numbers), DV = Domestic Violence, Drug = Drug Prohibitor, Ment = /Mental Defective, IA = Illegal Alien, P O = Protective Order, PF = Pending Felony, DD = Dishonorable Discharge

REGULAR FIREARM CHECKS BY YEAR



FIREARM CHECKS BY COUNTY

FIRST QUARTER 2022

There were 33,933 regular firearm requests to purchase or redeem weapons during the 1st quarter of 2022. 439 requests were denied. The following tables reflect transfer requests by county, and the % of checks.

| COUNTY | REQUESTS | PERCENT | COUNTY | REQUESTS | PERCENT |
|-----------|----------|---------|--------------|---------------|-------------|
| BEAVER | 238 | .70% | PIUTE | 0 | .0% |
| BOX ELDER | 366 | 1.1% | RICH | 3 | .01% |
| CACHE | 1527 | 4.5% | SALT LAKE | 9843 | 29% |
| CARBON | 336 | .99% | SAN JUAN | 73 | .22% |
| DAGGETT | 1 | .003% | SANPETE | 316 | .93% |
| DAVIS | 2587 | 7.6% | SEVIER | 404 | 1.2% |
| DUCHESNE | 332 | .98% | SUMMIT | 237 | .70% |
| EMERY | 70 | .21% | TOOELE | 799 | 2.4% |
| GARFIELD | 55 | .16% | UINTAH | 964 | 2.8% |
| GRAND | 143 | .42% | UTAH | 6269 | 18.4% |
| IRON | 1273 | 3.7% | WASATCH | 343 | 1.0% |
| JUAB | 148 | .44% | WASHINGTON | 2981 | 8.8% |
| KANE | 76 | .22% | WAYNE | 18 | .05% |
| MILLARD | 221 | .65% | WEBER | 4308 | 12.7% |
| MORGAN | 62 | .18% | TOTAL | 33,933 | 100% |

- All percentages rounded
- Recording process for counties corrected in October 2014

DENIALS

| Month | Total | Denials | Denial Reasons | | | | | | | | | | Denial % |
|---------|--------|---------|----------------|-----|-------|------|------|------|----|------|----|----|----------|
| | | | WAR | Fel | State | *D V | Drug | Ment | IA | *P O | PF | DD | |
| Mar '22 | 13,914 | 172 | 8 | 39 | 41 | 15 | 34 | 4 | 7 | 18 | 6 | 0 | 1.2% |
| Feb '22 | 10,848 | 150 | 4 | 42 | 31 | 8 | 21 | 9 | 6 | 20 | 9 | 0 | 1.4% |
| Jan '22 | 9231 | 117 | 3 | 36 | 18 | 8 | 15 | 7 | 7 | 18 | 4 | 0 | 1.3% |

* Note: WAR = Warrant, Fel = Felony, State = State Prohibitor (includes Juvenile Adjudications, Court Orders, and domestic Assault under 76-5-102 that cannot be included in the federal MCDV numbers), , DV = Domestic Violence, Drug = Drug Prohibitor, Ment = Mental Defective, IA = Illegal Alien, PO = Protective Order, PF = Pending Felony, DD = Dishonorable Discharge

1,376 Regular Firearm Requests were pawn redemptions, of which 22 (1.6%) were denied.
 32,617 Regular Firearm Requests were sales of new or used weapons, of which 417 (1.3%) were denied.

There were 31,107 requests for Concealed Firearm Permit Verifications for the 1st Qtr. of 2022 for the purchase or redemption of firearms.

CONCEALED FIREARM FIRST QUARTER 2022

OVERVIEW

719,002 Total Valid Permits as of March 31, 2022
430,460 Permit Holders are non-residents
288,542 Permit Holders are Utah residents

10,188 Permits Issued 1st Quarter
20,011 Permits Renewed 1st Quarter
184 Applications Denied 1st Quarter
101 Permits Revoked 1st Quarter
451 Permits Suspended 1st Quarter

3,155 Total Valid Provisional Permits as of March 31, 2022
95 Provisional Permit Holders are non-residents
3,060 Provisional Permit Holders are Utah residents

299 Provisional Permits Issued 1st Quarter
1 Provisional Permits Denied 1st Quarter
6 Provisional Permits Suspended 1st Quarter
3 Provisional Permits Revoked 1st Quarter

746 new concealed carry applications or active concealed firearm permits were denied, revoked or suspended during the 1st quarter of 2022. The applicant has the right to appeal to the Concealed Firearm Review Board, which will review the reason for denial. Approximately 20 revocation, denial, and suspension appeals are reviewed by the Concealed Firearm Review Board each quarter; the Board overturns approximately 1% after review.

A permit application may be denied for any of the following reasons:

1. Felony conviction
2. Convicted of an offense involving the use of alcohol
3. Convicted of a crime of violence
4. Convicted of any offenses involving controlled substance
5. Convicted of an offense of moral turpitude (fraud, theft, tax evasion, issuing bad checks, robbery, bribery, perjury, extortion, arson, criminal mischief, falsifying government records, forgery, receiving stolen property, burglary, vandalism, kidnapping)
6. Convicted of an offense involving domestic violence
7. Has been adjudicated as mentally incompetent
8. Is not qualified to purchase and possess a dangerous weapon or handgun pursuant to federal or Utah state law
9. Cause to believe applicant may be a danger to self or others by evidence including but not restricted to:
 - A. Past pattern of behavior involving unlawful violence or threats of unlawful violence
 - B. Past participation in incidents involving unlawful violence or threats of unlawful violence
 - C. Conviction of any offense in involving weapons violations
10. Submitting insufficient fingerprints for the Federal Bureau of Investigation to conduct a search of its files for criminal history information.

When assessing good character, the bureau may consider mitigating circumstances. Mitigating circumstances may include length of time since an offense, number of offenses, and type of offenses.

DENIALS 1st QUARTER 2022

185 Concealed Carry Permit applications were denied during the 1st quarter of 2022. Listed below are the reasons for denial.

| REASON | JAN '22 | FEB '22 | MAR '22 |
|---------------------------|-----------|-----------|-----------|
| ALCOHOL VIOLATION | 9 | 6 | 7 |
| PROTECTIVE ORDER | 0 | 1 | 4 |
| WANTED PERSON | 1 | 1 | 3 |
| FIREARM OFFENSE | 0 | 0 | 0 |
| THREAT TO SELF/OTHERS | 0 | 1 | 0 |
| DOMESTIC VIOLENCE | 13 | 14 | 19 |
| MORAL TURPITUDE | 10 | 7 | 10 |
| CONTROLLED SUBSTANCE | 0 | 2 | 2 |
| FELONY | 19 | 15 | 29 |
| INSUFFICIENT FINGERPRINTS | 0 | 0 | 0 |
| OTHER | 4 | 5 | 3 |
| TOTAL | 56 | 52 | 77 |

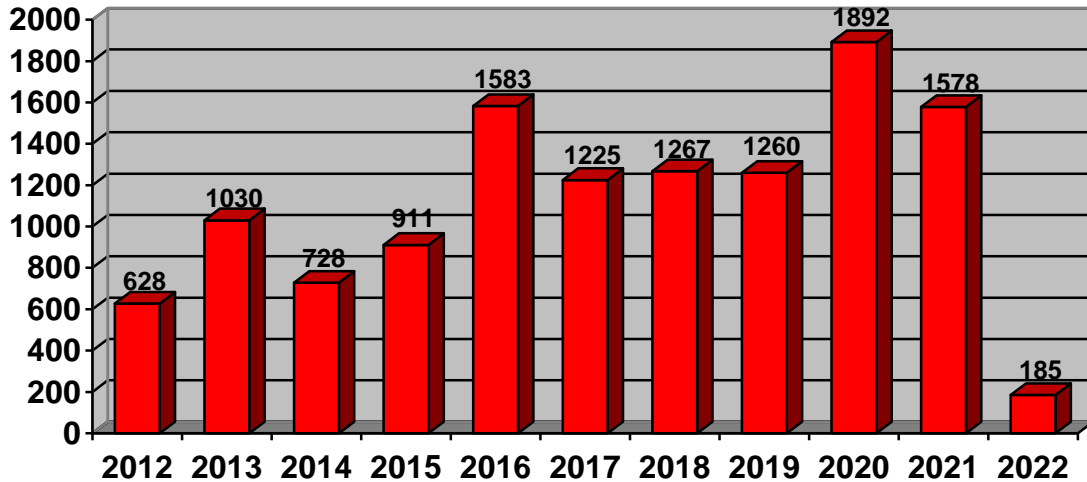
Felonies included:

Larceny
 Aggravated Robbery
 Criminal Mischief
 Falsify Records
 Forgery
 Accessory to Murder

Writing Bad Checks
 Robbery
 DUI with Injuries
 Murder
 Possession of Stolen Property
 Witness Tampering

*Some permit holders had multiple charges, however only the most serious charge is represented.

DENIALS



REVOCATIONS 1st QUARTER 2022

104 Concealed Carry Permits were revoked during the 1st quarter of 2022. Listed below are the reasons for revocation.

| REASON | JAN '22 | FEB '22 | MAR '22 |
|---------------------------|-----------|-----------|-----------|
| ALCOHOL VIOLATION | 22 | 18 | 24 |
| PROTECTIVE ORDER | 0 | 0 | 0 |
| WANTED PERSON | 0 | 0 | 0 |
| FIREARM OFFENSE | 0 | 0 | 0 |
| THREAT TO SELF/OTHERS | 0 | 1 | 1 |
| DOMESTIC VIOLENCE | 3 | 5 | 5 |
| MORAL TURPITUDE | 2 | 0 | 8 |
| CONTROLLED SUBSTANCE | 0 | 0 | 1 |
| FELONY | 5 | 5 | 4 |
| INSUFFICIENT FINGERPRINTS | 0 | 0 | 0 |
| OTHER | 0 | 0 | 0 |
| TOTAL | 32 | 29 | 43 |

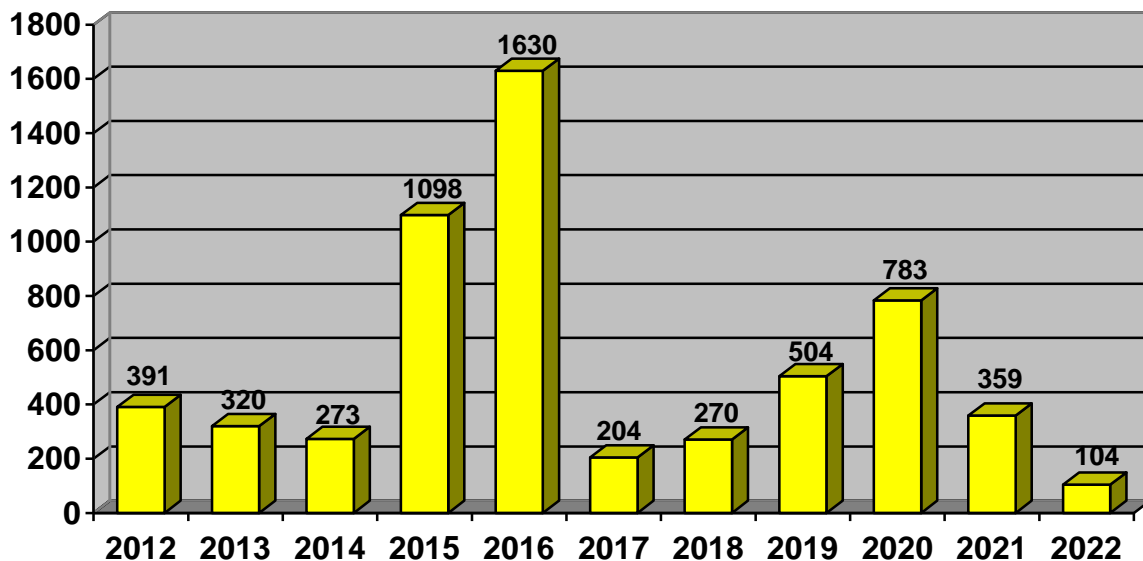
Felonies included:

Bribe
Abuse/Neglect
Aggravated Assault

Child Abuse
Child Porn
Theft

*Some permit holders had multiple charges, however only the most serious charge is represented.

REVOCATIONS



SUSPENSIONS 1st QUARTER 2022

457 Concealed Carry Permits were suspended during the 1st quarter of 2022. Listed below are the reasons for suspension.

| REASON | JAN '22 | FEB '22 | MAR '22 |
|---------------------------|------------|------------|------------|
| ALCOHOL VIOLATION | 6 | 4 | 6 |
| PROTECTIVE ORDER | 33 | 34 | 35 |
| WANTED PERSON | 1 | 3 | 6 |
| FIREARM OFFENSE | 0 | 0 | 0 |
| THREAT TO SELF/OTHERS | 7 | 3 | 3 |
| DOMESTIC VIOLENCE | 8 | 1 | 6 |
| MORAL TURPITUDE | 6 | 8 | 13 |
| CONTROLLED SUBSTANCE | 4 | 0 | 3 |
| FELONY | 36 | 28 | 33 |
| INSUFFICIENT FINGERPRINTS | 0 | 0 | 0 |
| OTHER | 23 | 89 | 58 |
| TOTAL | 124 | 170 | 163 |

Felonies included:

Kidnapping
 Aggravated Assault
 Murder
 Assault

Domestic Violence
 Entice Minor Over the Internet
 Fleeing
 Sex Abuse

*Some permit holders had multiple charges, however only the most serious charge is represented.

SUSPENSIONS

