



**BUREAU OF CRIMINAL
IDENTIFICATION**

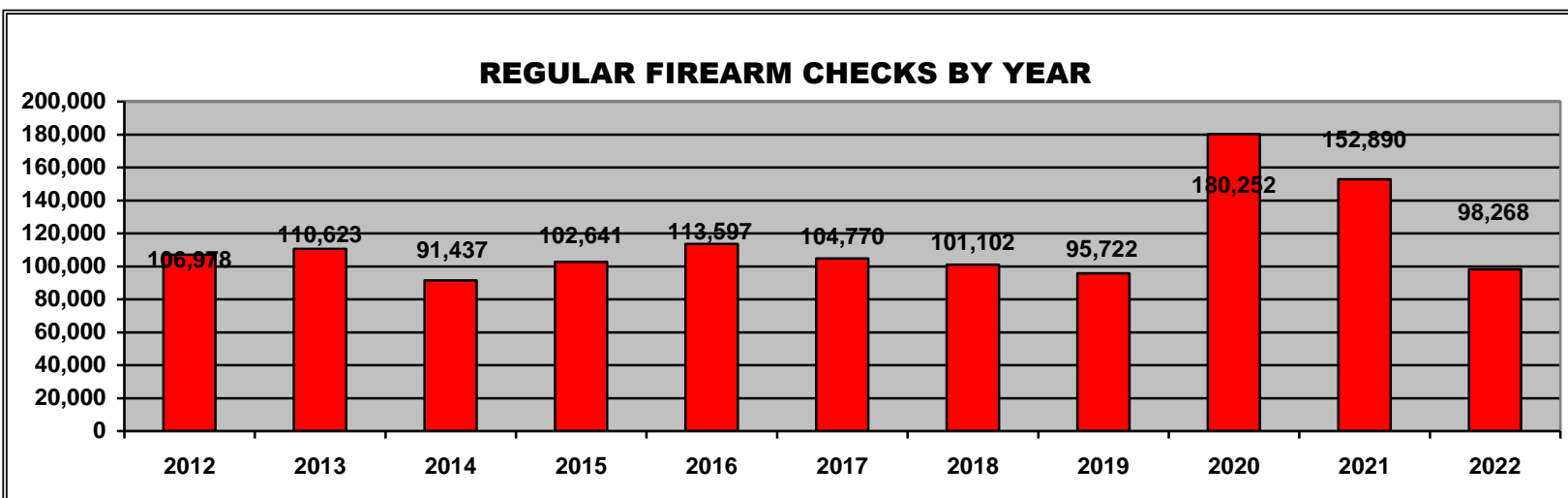
**FIREARM
STATISTICAL
REVIEW**

THIRD QUARTER 2022

Brady Monthly Totals (12 Months) REGULAR FIREARM CHECKS (Not Individual Sales)

Month	Total	Denials	Denial Reasons										Denial %
			WAR	Fel	State	D V	Drug	Ment	IA	P O	PF	DD	
Sep '22	10,016	115	3	33	21	9	23	6	3	11	6	0	1.1%
Aug '22	10,315	118	6	41	21	6	16	6	2	11	8	1	1.1%
Jul '22	10,291	126	5	34	24	10	15	5	6	16	10	1	1.2%
Jun '22	12,152	152	8	38	41	8	17	13	5	20	2	0	1.3%
May '22	10,119	139	4	33	25	9	30	11	2	21	4	0	1.4%
Apr '22	11,382	128	2	36	23	10	18	7	7	14	11	0	1.1%
Mar '22	13,914	172	8	39	41	15	34	4	7	18	6	0	1.2%
Feb '22	10,848	150	4	42	31	8	21	9	6	20	9	0	1.4%
Jan '22	9231	117	3	36	18	8	15	7	7	18	4	0	1.3%
Dec '21	17,320	170	6	47	24	24	14	12	7	25	11	0	.98%
Nov '21	14,249	150	4	46	27	14	15	7	11	18	8	0	1.05%
Oct '21	11,286	137	1	22	28	20	17	9	8	20	12	0	1.2%
TOTALS	141,123	1674	54	447	324	141	235	96	71	212	91	2	1.2%

* Note: WAR = Warrant, Fel = Felony, State = State Prohibitor (includes Juvenile Adjudications, Court Orders, and domestic Assault under 76-5-102 that cannot be included in the federal MCDV numbers), DV = Domestic Violence, Drug = Drug Prohibitor, Ment = /Mental Defective, IA = Illegal Alien, P O = Protective Order, PF = Pending Felony, DD = Dishonorable Discharge



FIREARM CHECKS BY COUNTY

THIRD QUARTER 2022

There were 30,622 regular firearm requests to purchase or redeem weapons during the 3rd quarter of 2022. 359 requests were denied. The following tables reflect transfer requests by county, and the % of checks.

COUNTY	REQUESTS	PERCENT	COUNTY	REQUESTS	PERCENT
BEAVER	266	.87%	PIUTE	0	.0%
BOX ELDER	269	.88%	RICH	17	.06%
CACHE	1365	4.5%	SALT LAKE	8534	27.9%
CARBON	303	.99%	SAN JUAN	47	.15%
DAGGETT	0	0.0%	SANPETE	338	1.1%
DAVIS	2340	7.6%	SEVIER	337	1.1%
DUCHESNE	360	1.2%	SUMMIT	238	.78%
EMERY	70	.23%	TOOELE	731	2.39%
GARFIELD	72	.24%	UINTAH	923	3.01%
GRAND	159	.52%	UTAH	6190	20.21
IRON	1194	3.9%	WASATCH	334	1.1%
JUAB	76	.25%	WASHINGTON	2615	8.5%
KANE	85	.28%	WAYNE	30	.1%
MILLARD	183	.60%	WEBER	3454	11.28%
MORGAN	92	.30%	TOTAL	30,622	100%

- All percentages rounded
- Recording process for counties corrected in October 2014

DENIALS

Month	Total	Denials	Denial Reasons										Denial %
			WAR	Fel	State	*D V	Drug	Ment	IA	*P O	PF	DD	
Sep '22	10,016	115	3	33	21	9	23	6	3	11	6	0	1.1%
Aug '22	10,315	118	6	41	21	6	16	6	2	11	8	1	1.1%
Jul '22	10,291	126	5	34	24	10	15	5	6	16	10	1	1.2%

* Note: WAR = Warrant, Fel = Felony, State = State Prohibitor (includes Juvenile Adjudications, Court Orders, and domestic Assault under 76-5-102 that cannot be included in the federal MCDV numbers), , DV = Domestic Violence, Drug = Drug Prohibitor, Ment = Mental Defective, IA = Illegal Alien, PO = Protective Order, PF = Pending Felony, DD = Dishonorable Discharge

1,361 Regular Firearm Requests were pawn redemptions, of which 21 (1.5%) were denied.
29,261 Regular Firearm Requests were sales of new or used weapons, of which 338 (1.2%) were denied.

There were 26,059 requests for Concealed Firearm Permit Verifications for the 3rd Qtr. of 2022 for the purchase or redemption of firearms.

CONCEALED FIREARM THIRD QUARTER 2022

OVERVIEW

710,393 Total Valid Permits as of September 30, 2022
428,788 Permit Holders are non-residents
281,605 Permit Holders are Utah residents

11,411 Permits Issued 3rd Quarter
16,788 Permits Renewed 3rd Quarter
220 Applications Denied 3rd Quarter
90 Permits Revoked 3rd Quarter
345 Permits Suspended 3rd Quarter

2,574 Total Valid Provisional Permits as of September 30, 2022
92 Provisional Permit Holders are non-residents
2,482 Provisional Permit Holders are Utah residents

262 Provisional Permits Issued 3rd Quarter
4 Provisional Permits Denied 3rd Quarter
3 Provisional Permits Suspended 3rd Quarter
5 Provisional Permits Revoked 3rd Quarter

667 new concealed carry applications or active concealed firearm permits were denied, revoked or suspended during the 3rd Quarter of 2022. The applicant has the right to appeal to the Concealed Firearm Review Board, which will review the reason for denial. Approximately 20 revocation, denial, and suspension appeals are reviewed by the Concealed Firearm Review Board each quarter; the Board overturns approximately 1% after review.

A permit application may be denied for any of the following reasons:

1. Felony conviction
2. Convicted of an offense involving the use of alcohol
3. Convicted of a crime of violence
4. Convicted of any offenses involving controlled substance
5. Convicted of an offense of moral turpitude (fraud, theft, tax evasion, issuing bad checks, robbery, bribery, perjury, extortion, arson, criminal mischief, falsifying government records, forgery, receiving stolen property, burglary, vandalism, kidnapping)
6. Convicted of an offense involving domestic violence
7. Has been adjudicated as mentally incompetent
8. Is not qualified to purchase and possess a dangerous weapon or handgun pursuant to federal or Utah state law
9. Cause to believe applicant may be a danger to self or others by evidence including but not restricted to:
 - A. Past pattern of behavior involving unlawful violence or threats of unlawful violence
 - B. Past participation in incidents involving unlawful violence or threats of unlawful violence
 - C. Conviction of any offense in involving weapons violations
10. Submitting insufficient fingerprints for the Federal Bureau of Investigation to conduct a search of its files for criminal history information.

When assessing good character, the bureau may consider mitigating circumstances. Mitigating circumstances may include length of time since an offense, number of offenses, and type of offenses.

DENIALS 3rd QUARTER 2022

224 Concealed Carry Permit applications were denied during the 3rd Quarter of 2022. Listed below are the reasons for denial.

REASON	JULY '22	AUG '22	SEPT '22
ALCOHOL VIOLATION	10	17	15
PROTECTIVE ORDER	3	3	1
WANTED PERSON	1	2	1
FIREARM OFFENSE	0	0	0
THREAT TO SELF/OTHERS	1	1	1
DOMESTIC VIOLENCE	21	23	14
MORAL TURPITUDE	10	5	4
CONTROLLED SUBSTANCE	1	4	4
FELONY	17	20	27
INSUFFICIENT FINGERPRINTS	0	0	0
OTHER	6	10	2
TOTAL	70	85	69

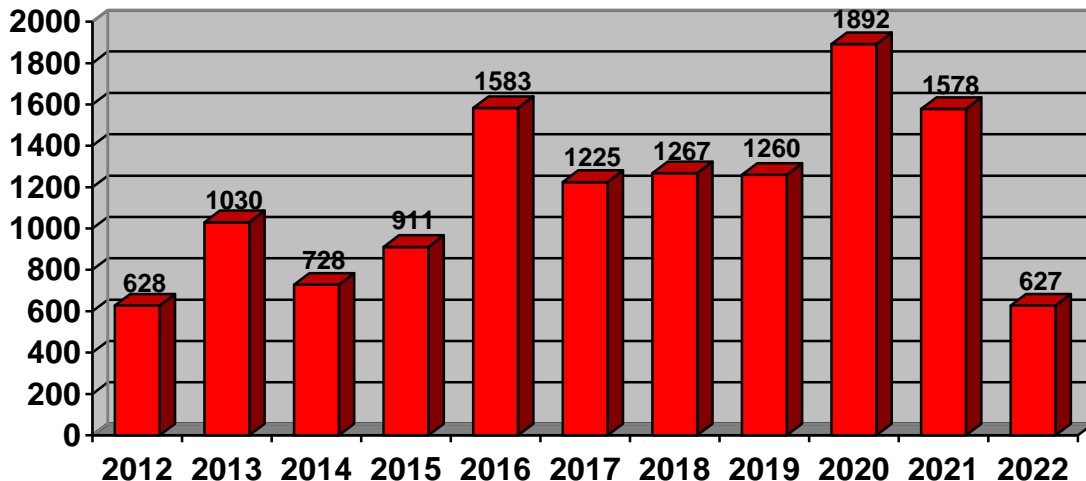
Felonies included:

Burglary
 Aggravated Assault
 Rape
 Kidnapping
 Sex Trafficking
 Witness Tampering

Theft
 Threats
 Counterfeiting
 Possession of Stolen Vehicle
 Domestic Violence
 Lewdness with a Child

*Some permit holders had multiple charges, however only the most serious charge is represented.

DENIALS



REVOCATIONS 3rd QUARTER 2022

95 Concealed Carry Permits were revoked during the 3rd Quarter of 2022. Listed below are the reasons for revocation.

REASON	JULY '22	AUG '22	SEPT '22
ALCOHOL VIOLATION	12	19	18
PROTECTIVE ORDER	0	0	0
WANTED PERSON	0	0	0
FIREARM OFFENSE	0	0	0
THREAT TO SELF/OTHERS	0	0	0
DOMESTIC VIOLENCE	0	3	4
MORAL TURPITUDE	4	6	11
CONTROLLED SUBSTANCE	4	1	0
FELONY	4	2	5
INSUFFICIENT FINGERPRINTS	0	0	0
OTHER	0	0	2
TOTAL	24	31	40

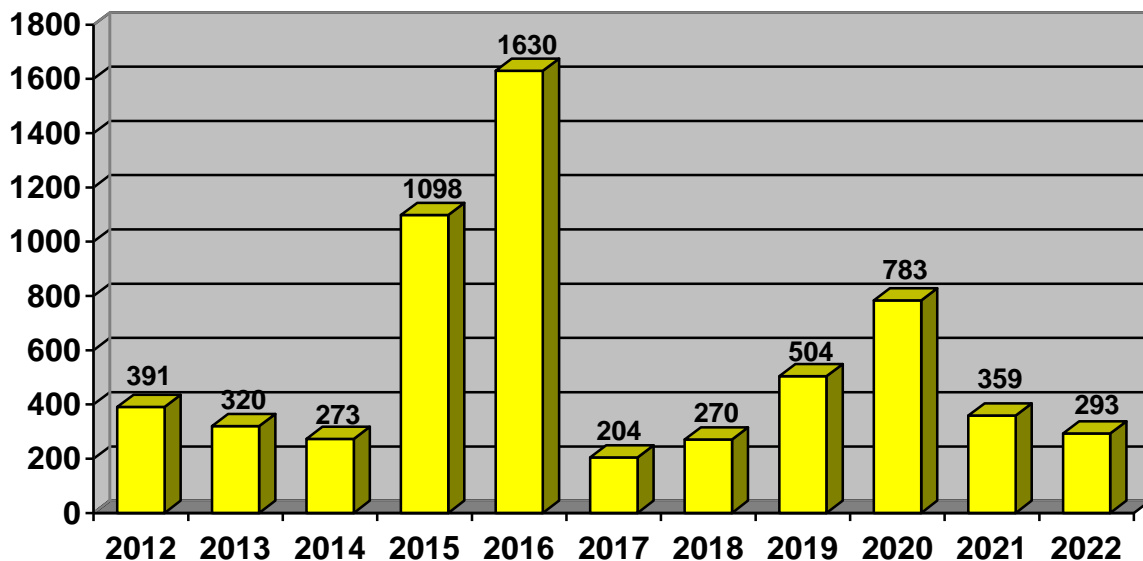
Felonies included:

Luring a Minor
 Importing/Manufacturing Firearms
 Fraud

Operating with Prohibited Alcohol Concentration
 Aggravated Assault
 Child Sexual Abuse

*Some permit holders had multiple charges, however only the most serious charge is represented.

REVOCATIONS



SUSPENSIONS 3rd QUARTER 2022

348 Concealed Carry Permits were suspended during the 3rd Quarter of 2022. Listed below are the reasons for suspension.

REASON	JULY '22	AUG '22	SEPT '22
ALCOHOL VIOLATION	3	1	8
PROTECTIVE ORDER	35	27	63
WANTED PERSON	2	5	4
FIREARM OFFENSE	0	1	0
THREAT TO SELF/OTHERS	1	1	4
DOMESTIC VIOLENCE	2	1	5
MORAL TURPITUDE	7	10	31
CONTROLLED SUBSTANCE	4	2	5
FELONY	35	21	49
INSUFFICIENT FINGERPRINTS	0	0	0
OTHER	3	3	15
TOTAL	92	72	184

Felonies included:

Witness Tampering
 Discharge of a Firearm
 Aggravated Assault
 Child Abuse

Aggravated Sex Abuse
 Theft
 Vehicular Assault
 Murder

*Some permit holders had multiple charges, however only the most serious charge is represented.

SUSPENSIONS

