



**BUREAU OF CRIMINAL
IDENTIFICATION**

**FIREARM
STATISTICAL
REVIEW**

FIRST QUARTER 2023

Brady Monthly Totals (12 Months)

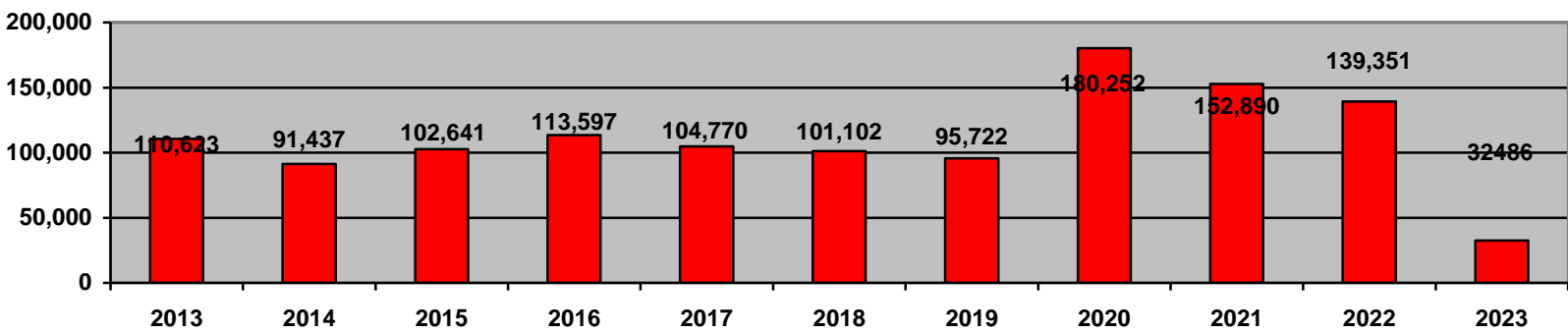
REGULAR FIREARM CHECKS

(Not Individual Sales)

Month	Total	Denials	Denial Reasons										Denial %
			WAR	Fel	State	D V	Drug	Ment	IA	P O	PF	DD	
Mar '23	12,798	133	5	36	31	9	17	8	8	15	4	0	1.0%
Feb '23	10,320	109	5	19	20	11	19	9	3	15	8	0	1.1%
Jan '23	9368	82	3	15	19	7	18	8	5	6	1	0	.88%
Dec '22	17,137	173	8	42	36	18	19	16	7	20	7	0	1.0%
Nov '22	14,179	152	9	41	32	8	23	9	13	14	3	0	1.1%
Oct '22	9767	128	5	25	28	9	15	11	15	12	8	0	1.3%
Sep '22	10,016	115	3	33	21	9	23	6	3	11	6	0	1.1%
Aug '22	10,315	118	6	41	21	6	16	6	2	11	8	1	1.1%
Jul '22	10,291	126	5	34	24	10	15	5	6	16	10	1	1.2%
Jun '22	12,152	152	8	38	41	8	17	13	5	20	2	0	1.3%
May '22	10,119	139	4	33	25	9	30	11	2	21	4	0	1.4%
Apr '22	11,382	128	2	36	23	10	18	7	7	14	11	0	1.1%
TOTALS	137,844	1555	63	393	321	114	230	109	76	175	72	2	1.2%

* Note: WAR = Warrant, Fel = Felony, State = State Prohibitor (includes Juvenile Adjudications, Court Orders, and domestic Assault under 76-5-102 that cannot be included in the federal MCDV numbers), DV = Domestic Violence, Drug = Drug Prohibitor, Ment = /Mental Defective, IA = Illegal Alien, P O = Protective Order, PF = Pending Felony, DD = Dishonorable Discharge

REGULAR FIREARM CHECKS BY YEAR



FIREARM CHECKS BY COUNTY

FIRST QUARTER 2023

There were 32,486 regular firearm requests to purchase or redeem weapons during the 1st quarter of 2023. 324 requests were denied. The following tables reflect transfer requests by county, and the % of checks.

COUNTY	REQUESTS	PERCENT	COUNTY	REQUESTS	PERCENT
BEAVER	239	.74%	PIUTE	0	.0%
BOX ELDER	276	.85%	RICH	1	.003%
CACHE	1204	3.7%	SALT LAKE	9302	28.6%
CARBON	329	1.0%	SAN JUAN	78	.24%
DAGGETT	0	0.0%	SANPETE	327	1.0%
DAVIS	2628	8.1%	SEVIER	464	1.4%
DUCHESNE	393	1.2%	SUMMIT	200	.62%
EMERY	80	.25%	TOOELE	809	2.5%
GARFIELD	80	.25%	UINTAH	1067	3.3%
GRAND	202	.62%	UTAH	6134	18.9%
IRON	1103	3.4%	WASATCH	312	.96%
JUAB	141	.43%	WASHINGTON	2813	8.7%
KANE	70	.22%	WAYNE	51	.16%
MILLARD	283	.87%	WEBER	3856	11.9%
MORGAN	44	.14%	TOTAL	30,622	100%

- All percentages rounded
- Recording process for counties corrected in October 2014

DENIALS

Month	Total	Denials	Denial Reasons										Denial %
			WAR	Fel	State	*D V	Drug	Ment	IA	*P O	PF	DD	
Mar '23	12,798	133	5	36	31	9	17	8	8	15	4	0	1.0%
Feb '23	10,320	109	5	19	20	11	19	9	3	15	8	0	1.1%
Jan '23	9368	82	3	15	19	7	18	8	5	6	1	0	.88%

* Note: WAR = Warrant, Fel = Felony, State = State Prohibitor (includes Juvenile Adjudications, Court Orders, and domestic Assault under 76-5-102 that cannot be included in the federal MCDV numbers), , DV = Domestic Violence, Drug = Drug Prohibitor, Ment = Mental Defective, IA = Illegal Alien, PO = Protective Order, PF = Pending Felony, DD = Dishonorable Discharge

1,513 Regular Firearm Requests were pawn redemptions, of which 25 (1.7%) were denied.
 30,973 Regular Firearm Requests were sales of new or used weapons, of which 299 (.97%) were denied.

There were 27,351 requests for Concealed Firearm Permit Verifications for the 1st Qtr. of 2023 for the purchase or redemption of firearms.

CONCEALED FIREARM FIRST QUARTER 2023

OVERVIEW

706,283 Total Valid Permits as of March 31, 2023
433,156 Permit Holders are non-residents
273,127 Permit Holders are Utah residents

9,702 Permits Issued 1st Quarter
27,355 Permits Renewed 1st Quarter
224 Applications Denied 1st Quarter
137 Permits Revoked 1st Quarter
401 Permits Suspended 1st Quarter

2,295 Total Valid Provisional Permits as of March 31, 2023
83 Provisional Permit Holders are non-residents
2,212 Provisional Permit Holders are Utah residents

233 Provisional Permits Issued 1st Quarter
3 Provisional Permits Denied 1st Quarter
2 Provisional Permits Suspended 1st Quarter
2 Provisional Permits Revoked 1st Quarter

769 new concealed carry applications or active concealed firearm permits were denied, revoked or suspended during the 1st Quarter of 2023. The applicant has the right to appeal to the Concealed Firearm Review Board, which will review the reason for denial. Approximately 20 revocation, denial, and suspension appeals are reviewed by the Concealed Firearm Review Board each quarter; the Board overturns approximately 1% after review.

A permit application may be denied for any of the following reasons:

1. Felony conviction
2. Convicted of an offense involving the use of alcohol
3. Convicted of a crime of violence
4. Convicted of any offenses involving controlled substance
5. Convicted of an offense of moral turpitude (fraud, theft, tax evasion, issuing bad checks, robbery, bribery, perjury, extortion, arson, criminal mischief, falsifying government records, forgery, receiving stolen property, burglary, vandalism, kidnapping)
6. Convicted of an offense involving domestic violence
7. Has been adjudicated as mentally incompetent
8. Is not qualified to purchase and possess a dangerous weapon or handgun pursuant to federal or Utah state law
9. Cause to believe applicant may be a danger to self or others by evidence including but not restricted to:
 - A. Past pattern of behavior involving unlawful violence or threats of unlawful violence
 - B. Past participation in incidents involving unlawful violence or threats of unlawful violence
 - C. Conviction of any offense in involving weapons violations
10. Submitting insufficient fingerprints for the Federal Bureau of Investigation to conduct a search of its files for criminal history information.

When assessing good character, the bureau may consider mitigating circumstances. Mitigating circumstances may include length of time since an offense, number of offenses, and type of offenses.

DENIALS 1st QUARTER 2023

227 Concealed Carry Permit applications were denied during the 1st Quarter of 2023. Listed below are the reasons for denial.

REASON	JAN '23	FEB '23	MAR '23
ALCOHOL VIOLATION	12	4	13
PROTECTIVE ORDER	5	2	4
WANTED PERSON	2	1	3
FIREARM OFFENSE	1	0	0
THREAT TO SELF/OTHERS	1	0	2
DOMESTIC VIOLENCE	8	8	14
MORAL TURPITUDE	14	6	11
CONTROLLED SUBSTANCE	0	1	6
FELONY	41	20	39
INSUFFICIENT FINGERPRINTS	0	0	0
OTHER	3	1	5
TOTAL	87	43	97

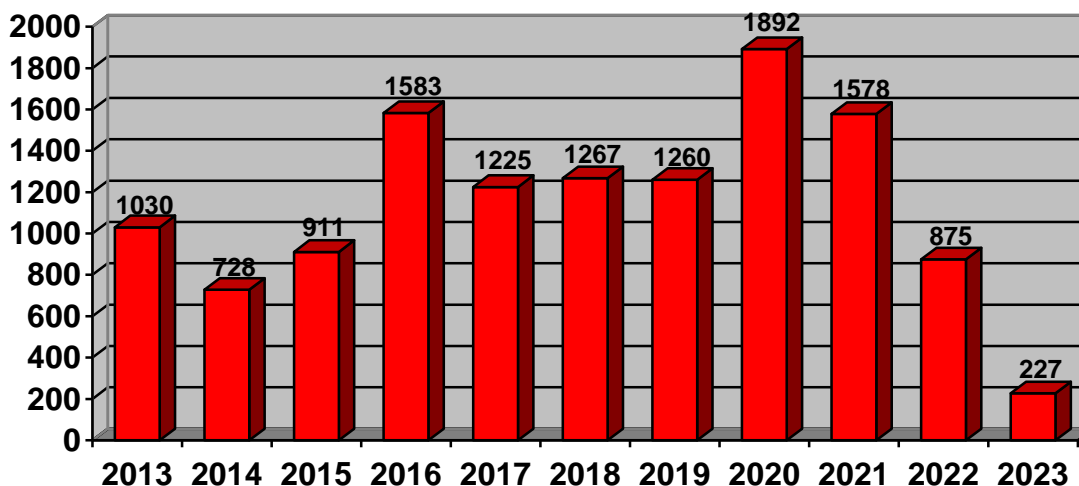
Felonies included:

Sex Abuse
 Domestic Battery
 Homicide
 Assault
 Robbery
 DUI

Burglary
 Unauthorized Use of Vehicle
 Enterprise Corruption
 Possess Stolen Property
 Deprive Civil Rights
 Rape

*Some permit holders had multiple charges, however only the most serious charge is represented.

DENIALS



REVOCATIONS 1st QUARTER 2023

139 Concealed Carry Permits were revoked during the 1st Quarter of 2023. Listed below are the reasons for revocation.

REASON	JAN '23	FEB '23	MAR '23
ALCOHOL VIOLATION	23	17	32
PROTECTIVE ORDER	0	0	0
WANTED PERSON	0	0	0
FIREARM OFFENSE	0	0	0
THREAT TO SELF/OTHERS	2	0	3
DOMESTIC VIOLENCE	5	5	1
MORAL TURPITUDE	18	6	10
CONTROLLED SUBSTANCE	3	0	0
FELONY	8	2	3
INSUFFICIENT FINGERPRINTS	0	0	0
OTHER	1	0	0
TOTAL	60	30	49

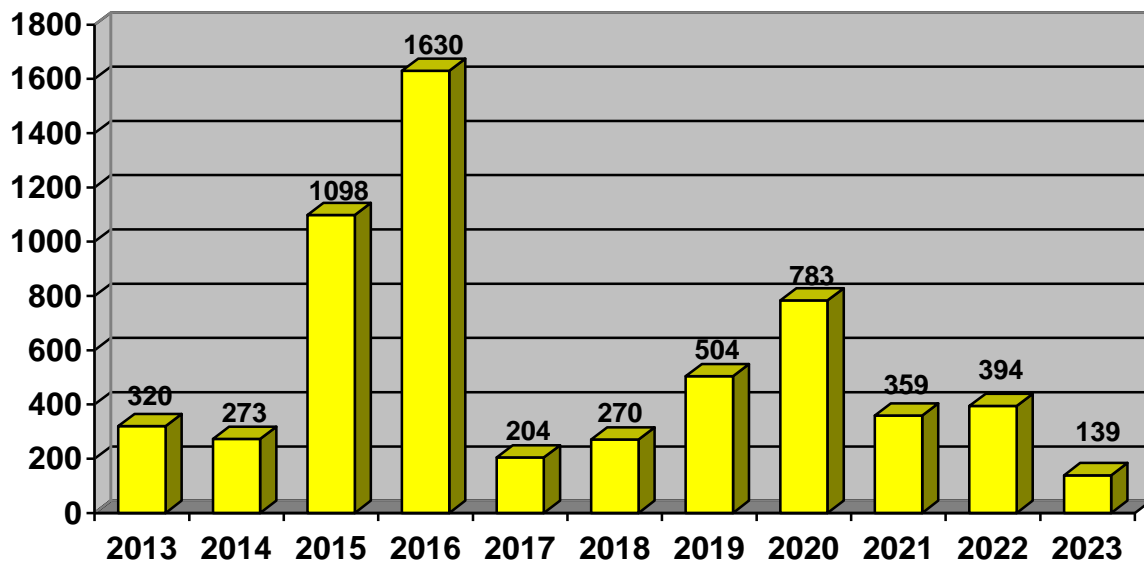
Felonies included:

Larceny
Sexual Misconduct
Theft

Assault
Possession of Controlled Substance
Arson

*Some permit holders had multiple charges, however only the most serious charge is represented.

REVOCATIONS



SUSPENSIONS 1st QUARTER 2023

403 Concealed Carry Permits were suspended during the 1st Quarter of 2023. Listed below are the reasons for suspension.

REASON	JAN '23	FEB '23	MAR '23
ALCOHOL VIOLATION	15	2	1
PROTECTIVE ORDER	81	35	30
WANTED PERSON	9	2	3
FIREARM OFFENSE	0	0	0
THREAT TO SELF/OTHERS	3	1	3
DOMESTIC VIOLENCE	7	1	6
MORAL TURPITUDE	26	15	10
CONTROLLED SUBSTANCE	7	2	5
FELONY	49	31	36
INSUFFICIENT FINGERPRINTS	0	0	0
OTHER	17	2	4
TOTAL	214	91	98

Felonies included:

Enticing a Minor
 Possession of a Weapon
 Child Abuse
 Rape

Aggravated Assault
 Sodomy
 Grand Theft
 Tampering with Evidence

*Some permit holders had multiple charges, however only the most serious charge is represented.

SUSPENSIONS

