



**BUREAU OF CRIMINAL
IDENTIFICATION**

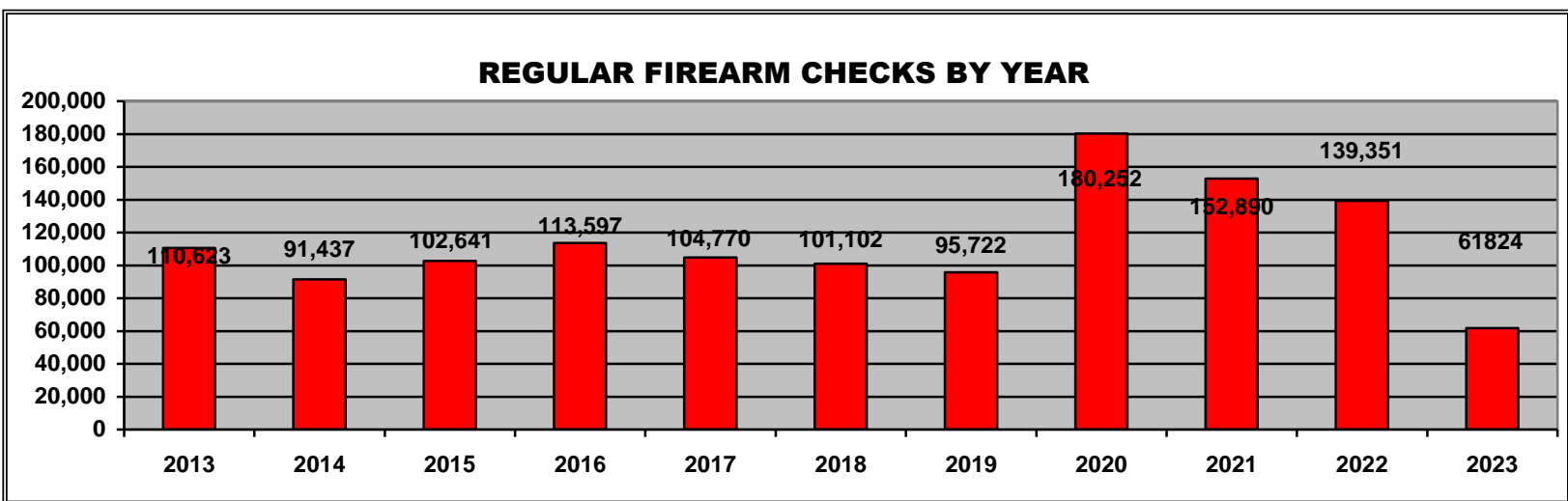
**FIREARM
STATISTICAL
REVIEW**

SECOND QUARTER 2023

Brady Monthly Totals (12 Months) REGULAR FIREARM CHECKS (Not Individual Sales)

Month	Total	Denials	Denial Reasons										Denial %
			WAR	Fel	State	D V	Drug	Ment	IA	P O	PF	DD	
Jun '23	9081	99	7	32	18	8	15	6	0	8	5	0	1.1%
May '23	9827	96	4	19	22	10	15	5	4	11	6	0	1.0%
Apr '23	10,430	111	4	37	18	9	18	3	6	15	1	0	1.1%
Mar '23	12,798	133	5	36	31	9	17	8	8	15	4	0	1.0%
Feb '23	10,320	109	5	19	20	11	19	9	3	15	8	0	1.1%
Jan '23	9368	82	3	15	19	7	18	8	5	6	1	0	.88%
Dec '22	17,137	173	8	42	36	18	19	16	7	20	7	0	1.0%
Nov '22	14,179	152	9	41	32	8	23	9	13	14	3	0	1.1%
Oct '22	9767	128	5	25	28	9	15	11	15	12	8	0	1.3%
Sep '22	10,016	115	3	33	21	9	23	6	3	11	6	0	1.1%
Aug '22	10,315	118	6	41	21	6	16	6	2	11	8	1	1.1%
Jul '22	10,291	126	5	34	24	10	15	5	6	16	10	1	1.2%
TOTALS	133,529	1442	64	374	290	114	213	92	72	154	67	2	1.1%

* Note: WAR = Warrant, Fel = Felony, State = State Prohibitor (includes Juvenile Adjudications, Court Orders, and domestic Assault under 76-5-102 that cannot be included in the federal MCDV numbers), DV = Domestic Violence, Drug = Drug Prohibitor, Ment = /Mental Defective, IA = Illegal Alien, P O = Protective Order, PF = Pending Felony, DD = Dishonorable Discharge



FIREARM CHECKS BY COUNTY

SECOND QUARTER 2023

There were 29,338 regular firearm requests to purchase or redeem weapons during the 2nd quarter of 2023. 306 requests were denied. The following tables reflect transfer requests by county, and the % of checks.

COUNTY	REQUESTS	PERCENT	COUNTY	REQUESTS	PERCENT
BEAVER	246	.84%	PIUTE	0	.0%
BOX ELDER	263	.90%	RICH	5	.02%
CACHE	1247	4.3%	SALT LAKE	8184	27.9%
CARBON	257	.88%	SAN JUAN	81	.28%
DAGGETT	0	0.0%	SANPETE	306	1.04%
DAVIS	2184	7.4%	SEVIER	318	1.08%
DUCHESNE	385	1.3%	SUMMIT	190	.65%
EMERY	81	.28%	TOOELE	756	2.6%
GARFIELD	90	.31%	UINTAH	1019	3.5%
GRAND	149	.51%	UTAH	5733	19.5%
IRON	1106	3.8%	WASATCH	379	1.3%
JUAB	71	.24%	WASHINGTON	2909	9.9%
KANE	75	.26%	WAYNE	32	.11%
MILLARD	149	.51%	WEBER	3082	10.5%
MORGAN	41	.14%	TOTAL	30,622	100%

- All percentages rounded
- Recording process for counties corrected in October 2014

DENIALS

Month	Total	Denials	Denial Reasons										Denial %
			WAR	Fel	State	*D V	Drug	Ment	IA	*P O	PF	DD	
Jun '23	9081	99	7	32	18	8	15	6	0	8	5	0	1.1%
May '23	9827	96	4	19	22	10	15	5	4	11	6	0	1.0%
Apr '23	10,430	111	4	37	18	9	18	3	6	15	1	0	1.1%

* Note: WAR = Warrant, Fel = Felony, State = State Prohibitor (includes Juvenile Adjudications, Court Orders, and domestic Assault under 76-5-102 that cannot be included in the federal MCDV numbers), , DV = Domestic Violence, Drug = Drug Prohibitor, Ment = Mental Defective, IA = Illegal Alien, PO = Protective Order, PF = Pending Felony, DD = Dishonorable Discharge

1,256 Regular Firearm Requests were pawn redemptions, of which 21 (1.7%) were denied.
 28,082 Regular Firearm Requests were sales of new or used weapons, of which 285 (1.0%) were denied.

There were 23,188 requests for Concealed Firearm Permit Verifications for the 2nd Qtr. of 2023 for the purchase or redemption of firearms.

CONCEALED FIREARM SECOND QUARTER 2023

OVERVIEW

695,619 Total Valid Permits as of June 30, 2023
430,286 Permit Holders are non-residents
265,333 Permit Holders are Utah residents

14,067 Permits Issued 2nd Quarter
28,318 Permits Renewed 2nd Quarter
232 Applications Denied 2nd Quarter
95 Permits Revoked 2nd Quarter
299 Permits Suspended 2nd Quarter

2,171 Total Valid Provisional Permits as of June 30, 2023
81 Provisional Permit Holders are non-residents
2,090 Provisional Permit Holders are Utah residents

323 Provisional Permits Issued 2nd Quarter
2 Provisional Permits Denied 2nd Quarter
0 Provisional Permits Suspended 2nd Quarter
2 Provisional Permits Revoked 2nd Quarter

630 new concealed carry applications or active concealed firearm permits were denied, revoked or suspended during the 2nd Quarter of 2023. The applicant has the right to appeal to the Concealed Firearm Review Board, which will review the reason for denial. Approximately 20 revocation, denial, and suspension appeals are reviewed by the Concealed Firearm Review Board each quarter; the Board overturns approximately 1% after review.

A permit application may be denied for any of the following reasons:

1. Felony conviction
2. Convicted of an offense involving the use of alcohol
3. Convicted of a crime of violence
4. Convicted of any offenses involving controlled substance
5. Convicted of an offense of moral turpitude (fraud, theft, tax evasion, issuing bad checks, robbery, bribery, perjury, extortion, arson, criminal mischief, falsifying government records, forgery, receiving stolen property, burglary, vandalism, kidnapping)
6. Convicted of an offense involving domestic violence
7. Has been adjudicated as mentally incompetent
8. Is not qualified to purchase and possess a dangerous weapon or handgun pursuant to federal or Utah state law
9. Cause to believe applicant may be a danger to self or others by evidence including but not restricted to:
 - A. Past pattern of behavior involving unlawful violence or threats of unlawful violence
 - B. Past participation in incidents involving unlawful violence or threats of unlawful violence
 - C. Conviction of any offense in involving weapons violations
10. Submitting insufficient fingerprints for the Federal Bureau of Investigation to conduct a search of its files for criminal history information.

When assessing good character, the bureau may consider mitigating circumstances. Mitigating circumstances may include length of time since an offense, number of offenses, and type of offenses.

DENIALS 2nd QUARTER 2023

234 Concealed Carry Permit applications were denied during the 2nd Quarter of 2023. Listed below are the reasons for denial.

REASON	APR '23	MAY '23	JUNE '23
ALCOHOL VIOLATION	10	15	10
PROTECTIVE ORDER	5	5	3
WANTED PERSON	2	9	1
FIREARM OFFENSE	0	0	0
THREAT TO SELF/OTHERS	1	2	2
DOMESTIC VIOLENCE	16	13	12
MORAL TURPITUDE	10	8	9
CONTROLLED SUBSTANCE	3	3	6
FELONY	22	24	31
INSUFFICIENT FINGERPRINTS	0	0	0
OTHER	1	7	4
TOTAL	70	86	78

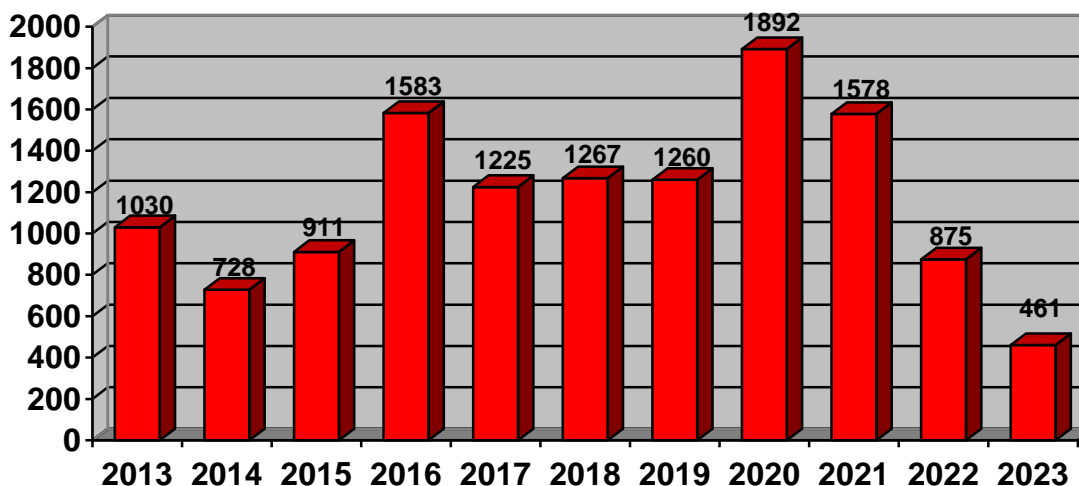
Felonies included:

Possession of Drugs
 Rape
 Burglary
 Aggravated Assault
 Robbery
 Child Sex Abuse

Credit Card Fraud
 Counterfeiting
 Forgery
 Home Invasion
 Vandalism
 Murder

*Some permit holders had multiple charges, however only the most serious charge is represented.

DENIALS



REVOCATIONS 2nd QUARTER 2023

97 Concealed Carry Permits were revoked during the 2nd Quarter of 2023. Listed below are the reasons for revocation.

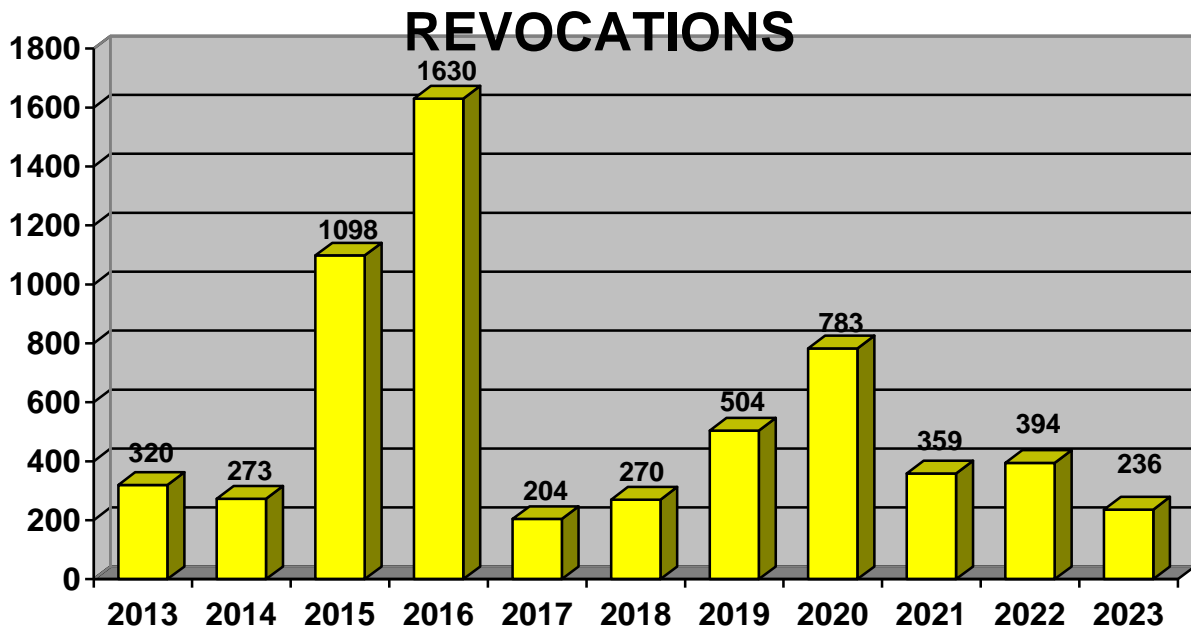
REASON	APR '23	MAY '23	JUNE '23
ALCOHOL VIOLATION	16	15	23
PROTECTIVE ORDER	0	0	0
WANTED PERSON	0	0	0
FIREARM OFFENSE	0	1	0
THREAT TO SELF/OTHERS	3	0	1
DOMESTIC VIOLENCE	3	3	5
MORAL TURPITUDE	3	2	8
CONTROLLED SUBSTANCE	1	1	2
FELONY	2	1	7
INSUFFICIENT FINGERPRINTS	0	0	0
OTHER	0	0	0
TOTAL	28	23	46

Felonies included:

Voyeurism
Luring a Minor
Theft

Aggravated Assault
Possession of Firearm by Restricted Person
Possession of a Stolen Vehicle

*Some permit holders had multiple charges, however only the most serious charge is represented.



SUSPENSIONS 2nd QUARTER 2023

299 Concealed Carry Permits were suspended during the 2nd Quarter of 2023. Listed below are the reasons for suspension.

REASON	APR '23	MAY '23	JUNE '23
ALCOHOL VIOLATION	5	2	9
PROTECTIVE ORDER	36	31	44
WANTED PERSON	6	1	3
FIREARM OFFENSE	0	0	0
THREAT TO SELF/OTHERS	2	2	4
DOMESTIC VIOLENCE	5	3	6
MORAL TURPITUDE	8	2	17
CONTROLLED SUBSTANCE	3	2	3
FELONY	27	24	36
INSUFFICIENT FINGERPRINTS	0	0	0
OTHER	5	7	6
TOTAL	97	74	128

Felonies included:

Endangerment
Sex Abuse of a Child
Aggravated Assault
Stalking

Sex with a Minor
Rape
Kidnapping
Stalking

*Some permit holders had multiple charges, however only the most serious charge is represented.

SUSPENSIONS

