



**BUREAU OF CRIMINAL
IDENTIFICATION**

**FIREARM
STATISTICAL
REVIEW**

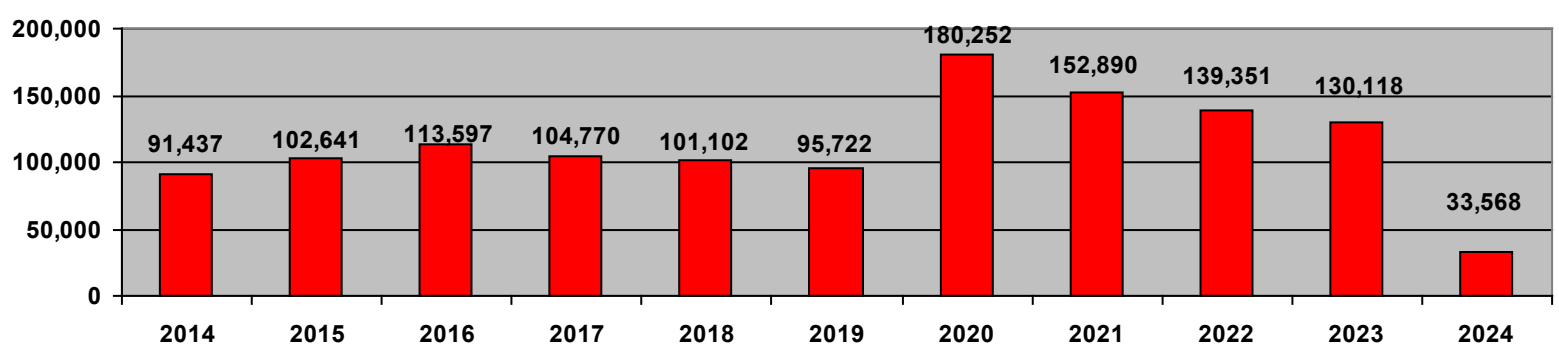
FIRST QUARTER 2024

Brady Monthly Totals (12 Months) REGULAR FIREARM CHECKS (Not Individual Sales)

Month	Total	Denials	Denial Reasons										Denial %
			WAR	Fel	State	D V	Drug	Ment	IA	P O	PF	DD	
Mar '24	12,627	131	6	33	25	10	22	10	6	10	8	0	1.0%
Feb '24	11,043	112	3	41	28	3	9	5	7	12	4	0	1.0%
Jan '24	9,898	107	6	28	22	8	18	5	2	12	6	0	1.1%
Dec '23	17,031	118	4	30	28	17	10	7	7	10	5	0	0.7%
Nov '23	14,702	132	4	32	27	8	21	7	13	14	6	0	0.9%
Oct '23	10,723	122	8	23	24	5	24	6	23	5	4	0	1.1%
Sep '23	9,098	95	5	16	18	8	12	5	10	14	7	0	1.0%
Aug '23	8,471	98	1	26	14	9	16	6	8	7	11	0	1.2%
Jul '23	8,269	91	1	18	18	12	12	9	2	8	11	0	1.1%
Jun '23	9,081	99	7	32	18	8	15	6	0	8	5	0	1.1%
May '23	9,827	96	4	19	22	10	15	5	4	11	6	0	1.0%
Apr '23	10,430	111	4	37	18	9	18	3	6	15	1	0	1.1%
TOTALS	111,379	1,312	53	335	262	107	192	74	88	126	74	0	1.17%

* Note: WAR = Warrant, Fel = Felony, State = State Prohibitor (includes Juvenile Adjudications, Court Orders, and domestic Assault under 76-5-102 that cannot be included in the federal MCDV numbers), DV = Domestic Violence, Drug = Drug Prohibitor, Ment = Mental Defective, IA = Illegal Alien, P O = Protective Order, PF = Pending Felony, DD = Dishonorable Discharge

REGULAR FIREARM CHECKS BY YEAR



FIREARM CHECKS BY COUNTY

FIRST QUARTER 2024

32,227 regular firearm requests were sales of new or used weapons, of which 327 (1.01%) were denied. The following tables reflect transfer requests by county, and the % of checks.

COUNTY	REQUESTS	PERCENT	COUNTY	REQUESTS	PERCENT
BEAVER	234	0.7%	PIUTE	0	0%
BOX ELDER	227	0.68%	RICH	0	0%
CACHE	1232	3.67%	SALT LAKE	9467	28.2%
CARBON	312	0.93%	SAN JUAN	95	0.28%
DAGGETT	0	0%	SANPETE	322	0.96%
DAVIS	2727	8.12%	SEVIER	423	1.26%
DUCHESNE	491	1.46%	SUMMIT	243	0.72%
EMERY	83	0.25%	TOOELE	901	2.68%
GARFIELD	57	0.17%	UINTAH	1298	3.87%
GRAND	166	0.49%	UTAH	6129	18.26%
IRON	1161	3.46%	WASATCH	425	1.27%
JUAB	156	0.46%	WASHINGTON	2855	8.51%
KANE	66	0.2%	WAYNE	42	0.13%
MILLARD	316	0.94%	WEBER	4103	12.22%
MORGAN	37	0.11%	TOTAL	33,568	

- All percentages rounded
- Recording process for counties corrected in October 2014

DENIALS

Month	Total	Denials	Denial Reasons										Denial %
			WAR	Fel	State	*D V	Drug	Ment	IA	*P O	PF	DD	
Mar '24	12,627	131	6	33	25	10	22	10	6	10	8	0	1.0%
Feb '24	11,043	112	3	41	28	3	9	5	7	12	4	0	1.0%
Jan '24	9,898	107	6	28	22	8	18	5	2	12	6	0	1.1%

* Note: WAR = Warrant, Fel = Felony, State = State Prohibitor (includes Juvenile Adjudications, Court Orders, and domestic Assault under 76-5-102 that cannot be included in the federal MCDV numbers), , DV = Domestic Violence, Drug = Drug Prohibitor, Ment = Mental Defective, IA = Illegal Alien, PO = Protective Order, PF = Pending Felony, DD = Dishonorable Discharge

1,341 Regular Firearm Requests were pawn redemptions, of which 22 (1.64%) were denied.
 32,227 Regular Firearm Requests were sales of new or used weapons, of which 327 (1.01%) were denied.

There were 25,003 requests for Concealed Firearm Permit Verifications for the 1st Qtr. of 2024 for the purchase or redemption of firearms

CONCEALED FIREARM FIRST QUARTER 2024

OVERVIEW

681,181 Total Valid Permits as of March 31, 2024
427,057 Permit Holders are non-residents
254,124 Permit Holders are Utah residents

8,050 Permits Issued 1st Quarter
23,968 Permits Renewed 1st Quarter
162 Applications Denied 1st Quarter
133 Permits Revoked 1st Quarter
317 Permits Suspended 1st Quarter

1,925 Total Valid Provisional Permits as of March 31, 2024
93 Provisional Permit Holders are non-residents
1,832 Provisional Permit Holders are Utah residents

226 Provisional Permits Issued 1st Quarter
2 Provisional Permits Denied 1st Quarter
4 Provisional Permits Revoked 1st Quarter
4 Provisional Permit Suspended 1st Quarter

622 new concealed carry applications or active concealed firearm permits were denied, revoked or suspended during the 1st Quarter of 2024. The applicant has the right to appeal to the Concealed Firearm Review Board, which will review the reason for denial. Approximately 40 revocation, denial, and suspension appeals are reviewed by the Concealed Firearm Review Board each quarter; the Board overturns approximately 1% after review.

A permit application may be denied for any of the following reasons:

1. Felony conviction
2. Convicted of an offense involving the use of alcohol
3. Convicted of a crime of violence
4. Convicted of any offenses involving controlled substance
5. Convicted of an offense of moral turpitude (fraud, theft, tax evasion, issuing bad checks, robbery, bribery, perjury, extortion, arson, criminal mischief, falsifying government records, forgery, receiving stolen property, burglary, vandalism, kidnapping)
6. Convicted of an offense involving domestic violence
7. Has been adjudicated as mentally incompetent
8. Is not qualified to purchase and possess a dangerous weapon or handgun pursuant to federal or Utah state law
9. Cause to believe applicant may be a danger to self or others by evidence including but not restricted to:
 - A. Past pattern of behavior involving unlawful violence or threats of unlawful violence
 - B. Past participation in incidents involving unlawful violence or threats of unlawful violence
 - C. Conviction of any offense in involving weapons violations
10. Submitting insufficient fingerprints for the Federal Bureau of Investigation to conduct a search of its files for criminal history information.

When assessing good character, the bureau may consider mitigating circumstances. Mitigating circumstances may include length of time since an offense, number of offenses, and type of offenses.

DENIALS 1st QUARTER 2024

164 Concealed Carry Permit applications were denied during the 1st Quarter of 2024. Listed below are the reasons for denial.

REASON	JAN '24	FEB '24	MAR '24
ALCOHOL VIOLATION	12	6	11
PROTECTIVE ORDER	1	2	4
WANTED PERSON	2	2	1
FIREARM OFFENSE	0	0	0
THREAT TO SELF/OTHERS	1	2	3
DOMESTIC VIOLENCE	8	6	6
MORAL TURPITUDE	4	2	9
CONTROLLED SUBSTANCE	1	1	3
FELONY	23	17	21
INSUFFICIENT FINGERPRINTS	0	0	0
OTHER	6	3	7
TOTAL	58	41	65

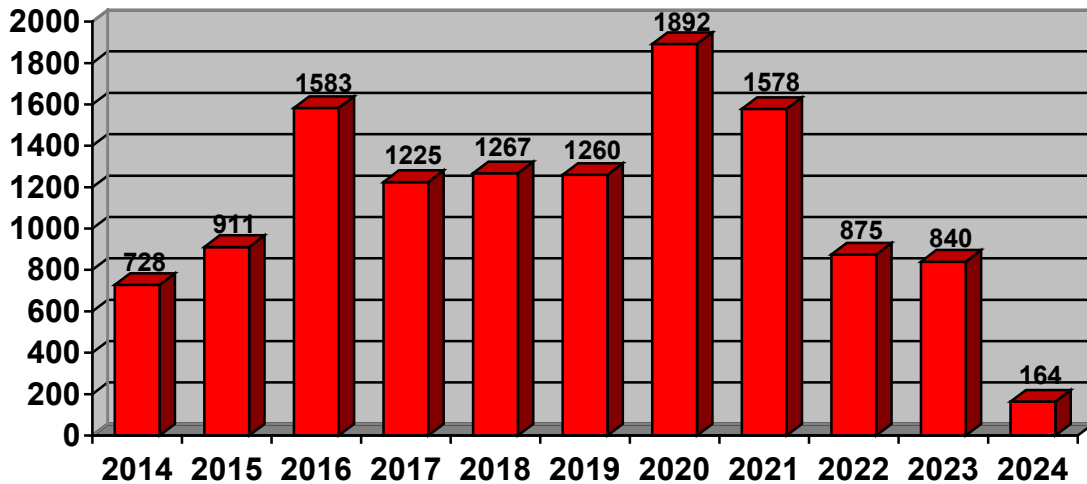
Felonies included:

Child Cruelty
 Fraud
 DWI
 Forgery
 Alien Smuggling
 Assault

Burglary
 Theft
 Murder
 Sexual Assault
 Vehicle Theft
 Distribution of Controlled Substance

*Some permit holders had multiple charges, however only the most serious charge is represented.

DENIALS



REVOCATIONS 1st QUARTER 2024

137 Concealed Carry Permits were revoked during the 1st Quarter of 2024. Listed below are the reasons for revocation.

REASON	JAN '24	FEB '24	MAR '24
ALCOHOL VIOLATION	30	18	22
PROTECTIVE ORDER	0	0	0
WANTED PERSON	0	0	0
FIREARM OFFENSE	0	0	0
THREAT TO SELF/OTHERS	2	4	1
DOMESTIC VIOLENCE	3	3	8
MORAL TURPITUDE	2	10	7
CONTROLLED SUBSTANCE	6	0	2
FELONY	7	5	7
INSUFFICIENT FINGERPRINTS	0	0	0
OTHER	0	0	0
TOTAL	50	40	47

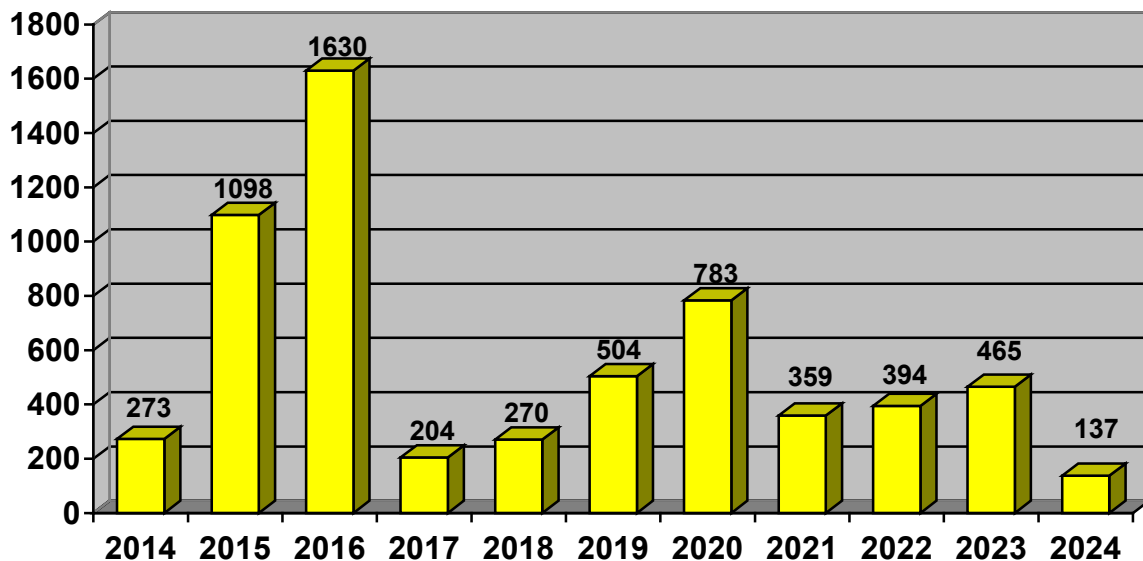
Felonies included:

Aggravated Assault
Entice Minor over the Internet
Damage Jail

Aggravated Murder
Theft of Services
Conspiracy to Distribute Controlled Substance

*Some permit holders had multiple charges, however only the most serious charge is represented.

REVOCATIONS



SUSPENSIONS 1st QUARTER 2024

321 Concealed Carry Permits were suspended during the 1st Quarter of 2024. Listed below are the reasons for suspension.

REASON	JAN '24	FEB '24	MAR '24
ALCOHOL VIOLATION	12	12	10
PROTECTIVE ORDER	40	25	33
WANTED PERSON	7	5	1
FIREARM OFFENSE	0	0	1
THREAT TO SELF/OTHERS	2	3	2
DOMESTIC VIOLENCE	5	3	5
MORAL TURPITUDE	5	19	11
CONTROLLED SUBSTANCE	4	1	1
FELONY	35	32	24
INSUFFICIENT FINGERPRINTS	0	0	0
OTHER	7	9	7
TOTAL	117	109	95

Felonies included:

Destruction of Property
 Aggravated Arson
 Aggravated Assault
 Rape

Aggravated Sexual Assault
 Child Abuse
 Aggravated Human Trafficking
 Sexual Exploitation

*Some permit holders had multiple charges, however only the most serious charge is represented.

SUSPENSIONS

