



**BUREAU OF CRIMINAL
IDENTIFICATION**

**FIREARM
STATISTICAL
REVIEW**

SECOND QUARTER 2024

Brady Monthly Totals (12 Months)

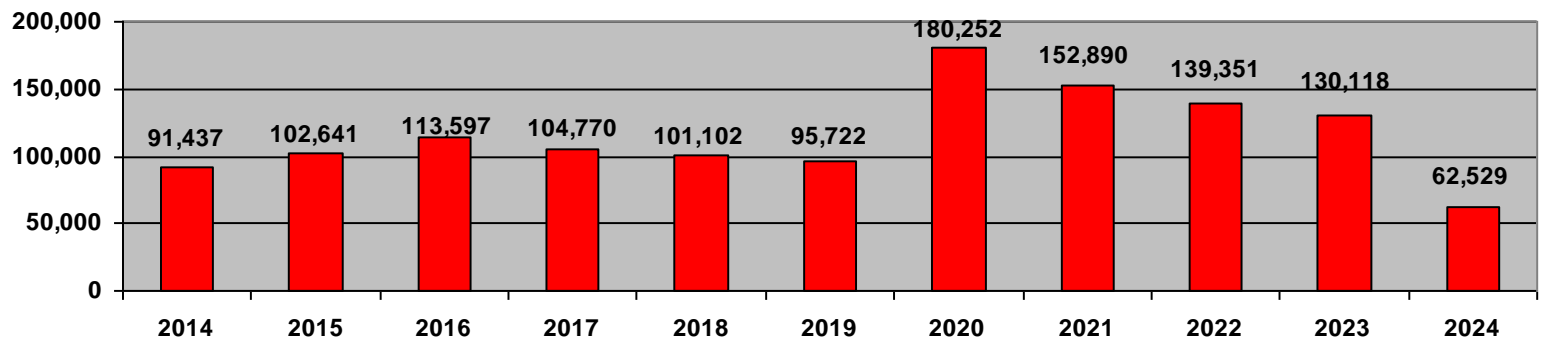
REGULAR FIREARM CHECKS

(Not Individual Sales)

Month	Total	Denials	Denial Reasons										Denial %
			WAR	Fel	State	D V	Drug	Ment	IA	P O	PF	DD	
June '24	8,876	76	8	12	15	4	12	4	1	12	8	0	0.8%
May '24	9,949	120	4	31	16	12	20	3	6	20	8	0	1.2%
Apr '24	10,136	112	6	30	23	5	15	2	5	15	11	0	1.1%
Mar '24	12,627	131	6	33	25	10	22	10	6	10	8	0	1.0%
Feb '24	11,043	112	3	41	28	3	9	5	7	12	4	0	1.0%
Jan '24	9,898	107	6	28	22	8	18	5	2	12	6	0	1.1%
Dec '23	17,031	118	4	30	28	17	10	7	7	10	5	0	0.7%
Nov '23	14,702	132	4	32	27	8	21	7	13	14	6	0	0.9%
Oct '23	10,723	122	8	23	24	5	24	6	23	5	4	0	1.1%
Sep '23	9,098	95	5	16	18	8	12	5	10	14	7	0	1.0%
Aug '23	8,471	98	1	26	14	9	16	6	8	7	11	0	1.2%
Jul '23	8,269	91	1	18	18	12	12	9	2	8	11	0	1.1%
TOTALS	130,823	1,314	56	320	258	101	191	69	90	139	89	0	1.0%

* Note: WAR = Warrant, Fel = Felony, State = State Prohibitor (includes Juvenile Adjudications, Court Orders, and domestic Assault under 76-5-102 that cannot be included in the federal MCDV numbers), DV = Domestic Violence, Drug = Drug Prohibitor, Ment = /Mental Defective, IA = Illegal Alien, P O = Protective Order, PF = Pending Felony, DD = Dishonorable Discharge

REGULAR FIREARM CHECKS BY YEAR



FIREARM CHECKS BY COUNTY

SECOND QUARTER 2024

32,227 regular firearm requests were sales of new or used weapons, of which 327 (1.01%) were denied. The following tables reflect transfer requests by county, and the % of checks.

COUNTY	REQUESTS	PERCENT	COUNTY	REQUESTS	PERCENT
BEAVER	208	0.72%	PIUTE	0	0%
BOX ELDER	219	0.76%	RICH	1	0.003%
CACHE	1230	4.25%	SALT LAKE	8363	28.88%
CARBON	249	0.86%	SAN JUAN	59	0.2%
DAGGETT	0	0%	SANPETE	252	0.87%
DAVIS	2354	8.13%	SEVIER	306	1.06%
DUCHESNE	384	1.33%	SUMMIT	207	0.71%
EMERY	82	0.28%	TOOELE	791	2.73%
GARFIELD	62	0.21%	UINTAH	933	3.22%
GRAND	168	0.58%	UTAH	5331	18.41%
IRON	1005	3.47%	WASATCH	365	1.26%
JUAB	101	0.35%	WASHINGTON	2926	10.10%
KANE	58	0.2%	WAYNE	29	0.1%
MILLARD	223	0.77%	WEBER	2982	10.30%
MORGAN	73	0.25%	TOTAL	28,961	

- All percentages rounded
- Recording process for counties corrected in October 2014

DENIALS

Month	Total	Denials	Denial Reasons										Denial %
			WAR	Fel	State	*D V	Drug	Ment	IA	*P O	PF	DD	
June '24	8,876	76	8	12	15	4	12	4	1	12	8	0	0.8%
May '24	9,949	120	4	31	16	12	20	3	6	20	8	0	1.2%
Apr '24	10,136	112	6	30	23	5	15	2	5	15	11	0	1.1%

* Note: WAR = Warrant, Fel = Felony, State = State Prohibitor (includes Juvenile Adjudications, Court Orders, and domestic Assault under 76-5-102 that cannot be included in the federal MCDV numbers), , DV = Domestic Violence, Drug = Drug Prohibitor, Ment = Mental Defective, IA = Illegal Alien, PO = Protective Order, PF = Pending Felony, DD = Dishonorable Discharge

1,341 Regular Firearm Requests were pawn redemptions, of which 22 (1.64%) were denied.
 32,227 Regular Firearm Requests were sales of new or used weapons, of which 327 (1.01%) were denied.

There were 25,003 requests for Concealed Firearm Permit Verifications for the 2nd Qtr. of 2024 for the purchase or redemption of firearms

CONCEALED FIREARM SECOND QUARTER 2024

OVERVIEW

673,127 Total Valid Permits as of June 30, 2024
424,178 Permit Holders are non-residents
248,949 Permit Holders are Utah residents

10,916 Permits Issued 2nd Quarter
24,025 Permits Renewed 2nd Quarter
236 Applications Denied 2nd Quarter
99 Permits Revoked 2nd Quarter
291 Permits Suspended 2nd Quarter

1,941 Total Valid Provisional Permits as of June 30, 2024
96 Provisional Permit Holders are non-residents
1,845 Provisional Permit Holders are Utah residents

344 Provisional Permits Issued 2nd Quarter
3 Provisional Permits Denied 2nd Quarter
0 Provisional Permits Revoked 2nd Quarter
3 Provisional Permit Suspended 2nd Quarter

638 new concealed carry applications or active concealed firearm permits were denied, revoked or suspended during the 2nd Quarter of 2024. The applicant has the right to appeal to the Concealed Firearm Review Board, which will review the reason for denial. Approximately 40 revocation, denial, and suspension appeals are reviewed by the Concealed Firearm Review Board each quarter; the Board overturns approximately 1% after review.

A permit application may be denied for any of the following reasons:

1. Felony conviction
2. Convicted of an offense involving the use of alcohol
3. Convicted of a crime of violence
4. Convicted of any offenses involving controlled substance
5. Convicted of an offense of moral turpitude (fraud, theft, tax evasion, issuing bad checks, robbery, bribery, perjury, extortion, arson, criminal mischief, falsifying government records, forgery, receiving stolen property, burglary, vandalism, kidnapping)
6. Convicted of an offense involving domestic violence
7. Has been adjudicated as mentally incompetent
8. Is not qualified to purchase and possess a dangerous weapon or handgun pursuant to federal or Utah state law
9. Cause to believe applicant may be a danger to self or others by evidence including but not restricted to:
 - A. Past pattern of behavior involving unlawful violence or threats of unlawful violence
 - B. Past participation in incidents involving unlawful violence or threats of unlawful violence
 - C. Conviction of any offense in involving weapons violations
10. Submitting insufficient fingerprints for the Federal Bureau of Investigation to conduct a search of its files for criminal history information.

When assessing good character, the bureau may consider mitigating circumstances. Mitigating circumstances may include length of time since an offense, number of offenses, and type of offenses.

DENIALS 2nd QUARTER 2024

239 Concealed Carry Permit applications were denied during the 2nd Quarter of 2024. Listed below are the reasons for denial.

REASON	APR '24	MAY '24	JUN '24
ALCOHOL VIOLATION	11	11	8
PROTECTIVE ORDER	3	7	3
WANTED PERSON	1	4	1
FIREARM OFFENSE	0	2	0
THREAT TO SELF/OTHERS	2	4	4
DOMESTIC VIOLENCE	6	17	15
MORAL TURPITUDE	12	5	15
CONTROLLED SUBSTANCE	6	0	1
FELONY	22	31	31
INSUFFICIENT FINGERPRINTS	0	0	0
OTHER	3	9	5
TOTAL	66	90	83

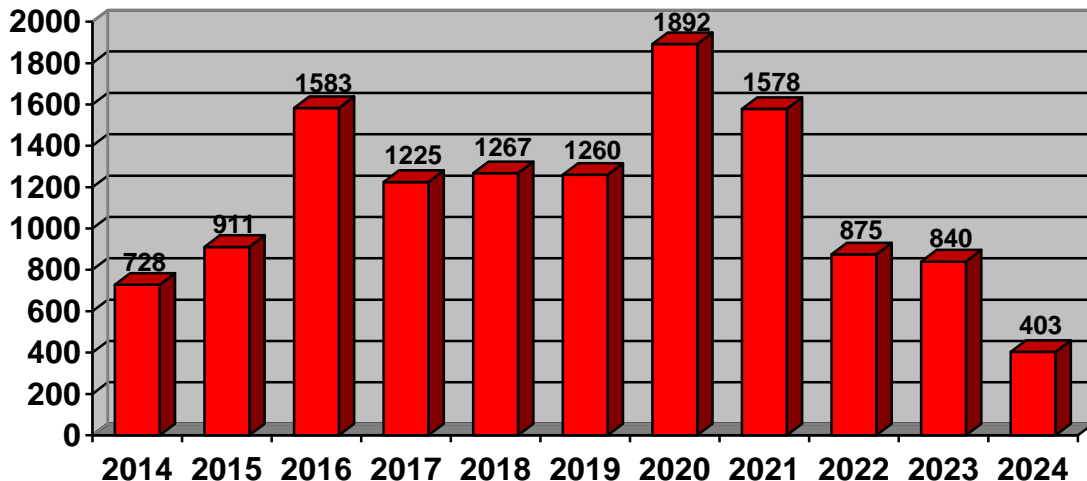
Felonies included:

Robbery
Prostitution
Burglary
Fleeing Police Officer
DUI
Possession of Cocaine

Battery
Possession of Controlled Substance
Armed Robbery
Sexual Assault
Vandalism
Counterfeiting

*Some permit holders had multiple charges, however only the most serious charge is represented.

DENIALS



REVOCATIONS 2nd QUARTER 2024

99 Concealed Carry Permits were revoked during the 2nd Quarter of 2024. Listed below are the reasons for revocation.

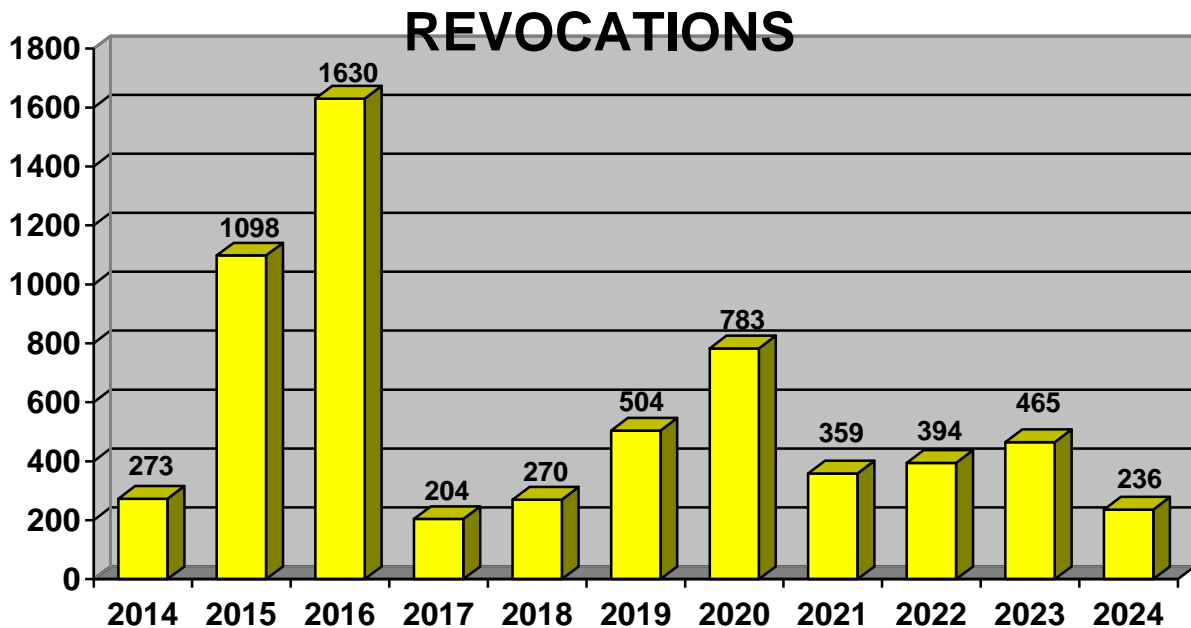
REASON	APR '24	MAY '24	JUN '24
ALCOHOL VIOLATION	13	21	14
PROTECTIVE ORDER	0	0	0
WANTED PERSON	0	0	0
FIREARM OFFENSE	0	0	0
THREAT TO SELF/OTHERS	2	3	2
DOMESTIC VIOLENCE	5	6	2
MORAL TURPITUDE	4	9	3
CONTROLLED SUBSTANCE	0	0	2
FELONY	1	7	2
INSUFFICIENT FINGERPRINTS	0	0	0
OTHER	0	2	1
TOTAL	25	48	26

Felonies included:

Elude Police
 Possession with Intent to Distribute Drugs
 Aggravated Menacing

Promote a Sexual Performance of a Child
 Obstruct Administration of the Law
 Assault

*Some permit holders had multiple charges, however only the most serious charge is represented.



SUSPENSIONS 2nd QUARTER 2024

294 Concealed Carry Permits were suspended during the 2nd Quarter of 2024. Listed below are the reasons for suspension.

REASON	APR '24	MAY '24	JUN '24
ALCOHOL VIOLATION	8	12	5
PROTECTIVE ORDER	23	31	23
WANTED PERSON	6	2	3
FIREARM OFFENSE	0	0	0
THREAT TO SELF/OTHERS	4	4	3
DOMESTIC VIOLENCE	6	4	9
MORAL TURPITUDE	9	17	3
CONTROLLED SUBSTANCE	4	3	0
FELONY	36	42	26
INSUFFICIENT FINGERPRINTS	0	0	0
OTHER	2	8	1
TOTAL	98	123	73

Felonies included:

Burglary
Resist Arrest
Aggravated Assault
Murder

Theft
Kidnapping
Eluding Police
Rape

*Some permit holders had multiple charges, however only the most serious charge is represented.

SUSPENSIONS

