

CRIME IN UTAH

2022

Utah Department of Public Safety

Bureau of Criminal Identification

Jess L. Anderson, Commissioner

Greg Willmore, Bureau Chief



**Crimes against persons,
society, property** (Group A)

**Offenses reported
by arrest** (Group B)

**Domestic violence
analysis**

**Incidents cleared by arrest
or exceptional means**

Table of Contents

2022 Crime in Utah Report Introduction	3
Acknowledgements	4
Non-Participating Agencies and County Coverage	7
Crime Factors	8
2022 Summary Analysis	9
National Incident Based Reporting (NIBRS)	10
Crimes Against Persons.....	11
Crimes Against Society.....	52
NIBRS Crimes Against Totals	68
Law Enforcement Officers Killed and Assaulted.....	76
Law Enforcement Employees per Agency	78
Glossary	80
Contact Information	89

2022 Crime in Utah Report Introduction

This *2022 Crime in Utah* report is published by the Utah Department of Public Safety's Bureau of Criminal Identification (BCI) to give governmental leaders and citizens a better understanding of criminal activity in the state. The report is a compilation of crime data reported by local law enforcement agencies throughout the state. The data is reported under the guidelines of the Uniform Crime Reporting (UCR) program, a national program which uses generic crime definitions to ensure that crime data is comparable across political boundaries. BCI forwards data collected from local Utah law enforcement agencies to the FBI, who in turn combines it with data from other states to compile and publish an annual report called *Crime in the United States*. National data may also be located on the FBI's [Crime Data Explorer](#).

Starting January 1, 2021, UCR data became solely collected in the "National Incident Based Reporting" (NIBRS) format which uses computerized data systems to collect more detailed information. Prior to January 1, 2021, Utah was what was known as a hybrid state, where local law enforcement agencies submitted their UCR data as either NIBRS or the retired Summary format. For more information on Summary reporting, please refer to the PDF Crime in Utah reports before 2021 located on the bci.utah.gov website.

In 2022, the Utah Bureau of Criminal Identification released a modernized view of the Uniform Crime Reporting data provided by local law enforcement agencies through the NIBRS system to the state repository. This dashboard, called the [Crime in Utah Dashboards](#), will replace the Crime in Utah PDF report as an avenue for trend data provided through the NIBRS data. 2021 will become a base starting point as the first year in which all law enforcement agencies in Utah were required to submit NIBRS data. With this change, trends will no longer be found in this report.

134 agencies in Utah submitted NIBRS data in 2022, accounting for 93.05% of the agencies and covering 99.26% of Utah's population. Some law enforcement agencies in Utah do not submit their crime statistics to BCI, but forward them directly to the FBI. Such entities include military installations, national parks, and tribal lands. To view the crime statistics for such agencies, please refer to the FBI's *Crime in the United States* publication.

The statistics presented in this report are only as accurate as the data provided by the local law enforcement agencies.

Acknowledgements

The Department of Public Safety would like to acknowledge and recognize the following law enforcement agencies for their dedication to the UCR NIBRS program. Without their efforts to provide BCI with their crime data, this report would not be possible.

Beaver County Agencies

Beaver County Sheriff

Box Elder County Agencies

Box Elder County Sheriff

Brigham City PD

Mantua PD

Perry PD

Tremonton Garland PD

Willard PD

Cache County Agencies

Cache County Sheriff

Cache-Rich Drug Task Force

Logan PD

North Park PD

Smithfield PD

Utah State University PD

Carbon County Agencies

Carbon County Sheriff

East Carbon PD

Helper PD

Price PD

Wellington PD

Daggett County Agencies

Daggett County Sheriff

Davis County Agencies

Bountiful PD

Centerville PD

Clearfield PD

Clinton PD

Davis County Sheriff

Davis County Task Force

Farmington PD

Kaysville PD

Layton PD

North Salt Lake PD

Sunset PD

Syracuse PD

West Bountiful PD

Woods Cross PD

Duchesne County Agencies

Duchesne County Sheriff

Roosevelt PD

Garfield County Agencies

Garfield County Sheriff

Grand County Agencies

Grand County Sheriff

Moab PD

Iron County Agencies

Brian Head Marshal

Cedar City PD

Enoch PD

Iron County Sheriff

Iron County Task Force

Parowan PD

Southern Utah University PD

Juab County Agencies

Juab County Sheriff

Nephi PD

Kane County Agencies

Kanab PD

Kane County Sheriff

Big Water Town Marshall

Millard County Agencies

Millard County Sheriff

Morgan County Agencies

Morgan County Sheriff

Rich County Agencies

Rich County Sheriff

Salt Lake County Agencies

Alta Marshal
Bluffdale PD
Cottonwood Heights PD
Draper PD
Granite School District PD
Herriman PD
Murray PD
Riverton PD
Salt Lake City PD
Sandy PD
South Jordan PD
South Salt Lake PD
Taylorsville PD
Unified Police Dept. of Greater Salt Lake
University of Utah PD
West Jordan PD
West Valley City PD

San Juan County Agencies

San Juan County Sheriff
Blanding PD

Sanpete County Agencies

Ephraim PD
Fairview PD
Mt. Pleasant PD
Sanpete County Sheriff
Snow College PD
Spring City PD

Sevier County Agencies

Richfield PD
Salina PD
Sevier County Sheriff

Summit County Agencies

Park City PD

Summit County Sheriff

Tooele County Agencies

Grantsville PD
Tooele County Sheriff
Tooele PD

Uintah County Agencies

Naples PD
Uintah County Sheriff
Vernal PD

Utah County Agencies

American Fork PD
Brigham Young University PD
Lehi
Lindon PD
Lone Peak PD
Mapleton PD
Orem DPS
Payson PD
Pleasant Grove PD
Provo PD
Salem PD
Santaquin PD
Saratoga Springs PD
Spanish Fork PD
Springville PD
Utah County Attorney Investigation Division
Utah County Major Crimes Task Force
Utah County Sheriff
Utah Valley University PD

Wasatch County Agencies

Heber City PD
Wasatch County Sheriff

Washington County Agencies

Hurricane PD
Hildale PD
La Verkin PD
Santa Clara-Ivins Public Safety
Springdale PD
St. George PD

Utah Tech University PD
Washington City PD
Washington County Sheriff

Weber County Agencies

Harrisville PD
North Ogden PD
Ogden PD
Pleasant View PD
Riverdale PD
Roy PD
South Ogden PD
Weber County Sheriff
Weber Morgan Narcotics Strike Force
Weber State University PD

State or Regional Agencies

Utah Division of Wildlife Resources
Utah Highway Patrol
Utah Motor Vehicle Enforcement Division
Utah State Parks and Recreation*
Utah Transit Authority PD

*Utah Department of Natural Resources- Outdoor Recreation separated from Utah State Parks and Recreation becoming their own separate agency as of July 2022.

Non-Participating Agencies and County Coverage

The population represented by the participating agencies listed on the previous pages constitutes 99.48% of the state while the population represented by non-participating agencies constitutes 0.52%.

County Coverage			
County Name	2022 Population	Population Covered by Submitting Agency	Percentage of Population
BEAVER COUNTY	7,392	7,392	100%
BOX ELDER COUNTY	61,245	61,245	100%
CACHE COUNTY	140,781	140,781	100%
CARBON COUNTY	20,187	20,187	100%
DAGGETT COUNTY	996	996	100%
DAVIS COUNTY	369,440	369,440	100%
DUCHESNE COUNTY	19,911	19,911	100%
EMERY COUNTY	10,053	0	0.00%
GARFIELD COUNTY	5,145	5,145	100%
GRAND COUNTY	9,601	9,601	100%
IRON COUNTY	63,255	63,255	100%
JUAB COUNTY	12,439	12,439	100%
KANE COUNTY	8,286	8,286	100%
MILLARD COUNTY	13,255	13,255	100%
MORGAN COUNTY	12,870	12,870	100%
PIUTE COUNTY	1,532	0	0.00%
RICH COUNTY	2,681	2,681	100%
SALT LAKE COUNTY	1,184,764	1,184,764	100%
SAN JUAN COUNTY	14,388	14,388	100%
SANPETE COUNTY	29,583	23,067	77.97%
SEVIER COUNTY	22,171	21,140	95.35%
SUMMIT COUNTY	43,546	41,296	94.83%
TOOELE COUNTY	79,791	78,652	98.57%
UINTAH COUNTY	36,634	36,634	100%
UTAH COUNTY	700,824	700,824	100%
WASATCH COUNTY	37,182	37,182	100%
WASHINGTON COUNTY	200,095	200,095	100%
WAYNE COUNTY	2,608	0	0.00%
WEBER COUNTY	270,145	270,145	100%
TOTAL	3,380,800	3,355,671	99.26%

Non-Participating Agencies	
County	Agency Name
CARBON	UTAH STATE UNIVERSITY-EASTERN
EMERY	EMERY COUNTY SHERIFF
PIUTE	PIUTE COUNTY SHERIFF
SANPETE	GUNNISON VALLEY PD
SANPETE	MORONI PD
SEVIER	AURORA PD
SUMMIT	KAMAS PD
TOOELE	WENDOVER
WAYNE	WAYNE COUNTY SHERIFF
STATE	Utah Dept. of Natural Resources-Outdoor Recreation

Crime Factors

In order to produce a meaningful statistical profile of crime within the State of Utah, each law enforcement agency is asked to participate in the UCR program, reporting data on crimes that became known to law enforcement within their jurisdiction. Utah uses the same offense classifications used in the national UCR program so that the resulting crime statistics are comparable to those compiled across the nation.

Crime rates in this publication are based on the stable population of the municipality. Although transient populations definitely impact the volume and nature of crime, it is impractical to base crime rate calculations on these fluctuating populations. Therefore, a municipality with high transient populations may have a higher crime rate than another municipality of similar size. *Characteristics of the community influence criminal activity and should be considered when attempting to interpret crime statistics presented herein.* Below are some factors which will affect the type and volume of crime that occurs and is subsequently reported in a given location.

- Density and size of the population of the community and of the surrounding area.
- Relative stability of the population, including seasonal, commuter, and other transient populations.
- Composition of the population, particularly with reference to age, sex, and socioeconomic status.
- Economic status, including job availability and mores of the population.
- Climate, including seasonal weather conditions.
- Cultural conditions such as educational levels, recreational opportunities, and religious characteristics.
- Effective strength of law enforcement, including cooperation of neighboring agencies, reservations and federal law enforcement agencies.
- Administrative and investigative emphasis and efficiency of the local law enforcement agency, including the degree of adherence to crime reporting standards.
- Policies of other components of the criminal justice system (i.e., prosecutorial, judicial, correctional, and probational).
- Attitudes of the public toward law enforcement and their crime reporting practices.

***This report reflects crime in Utah as far as it is completely
and accurately reported by local law enforcement agencies to
the Utah Bureau of Criminal Identification***

2022 Summary Analysis

The population figures used in this report are based on data received from the U.S. Census Bureau. The U.S. Census Bureau's website for population totals and the methodology used is located here: [U.S. Census Bureau QuickFacts: Utah](#)

The Utah Bureau of Criminal Identification with the Department of Public Safety launched a [Crime in Utah Dashboard](#) where the Uniform Crime Reporting data (NIBRS) will now be publicly available. It will be on these dashboards that the most up to date and current trends may be found. Please keep in mind when looking at the dashboard that agencies were not required to submit NIBRS data until January 1, 2021 so any previous years showing may not have the same number of agencies participating. You may always refer to the PDF Crime in Utah reports for a list of participating agencies for any given year.

With the transition to a fully NIBRS reporting state that occurred beginning January 2021, 2021 will become a new base year for crime statistics and comparison. Due to this change, this report will not have a traditional Summary Analysis. We encourage use of the Crime in Utah Dashboards for more detailed information.

National Incident Based Reporting (NIBRS)

The concept of National Incident Based Reporting System, also referred to as IBR or NIBRS, was developed by the FBI in the 1980s to provide more comprehensive data for the management of crime in our society. In a NIBRS system, computerized data systems are utilized to collect more detailed information about the crimes that occur. The availability of detailed information stored in a law enforcement agency's records management system database makes for a more comprehensive analysis of criminal activity. The Utah Incident Based Reporting System was implemented in 1991. In January 2021, all agencies were required to submit using the NIBRS format. 138 Utah agencies submitted NIBRS data for this report. The data accepted by the Utah repository is also forwarded to the FBI's NIBRS repository where it is used to depict criminal activity nationwide.

The data from the NIBRS system is not directly comparable to the data from the Summary reports which were retired at the end of 2020 and can be found in prior years' Crime in Utah reports located on the bci.utah.gov website. Information about each incident and arrest is collected for 24 offense categories comprised of 52 Group A offenses. All offenses that occur in a criminal episode are reported, not just the most serious offense (as opposed to the "hierarchy rule" that existed with Summary reporting).

NIBRS data belongs in one of three categories: Crimes Against Persons, Crimes Against Property, and Crimes Against Society.

Crimes Against Persons

Crimes Against Persons are those offenses collected in NIBRS whose victims are always individuals. One offense per victim is counted in a Crime Against Person.

Criminal incidents reported by the Utah Division of Wildlife Resources, Utah Highway Patrol, Utah State Parks and Recreation, Utah Motor Vehicle Enforcement Division, and the Utah Transit Authority PD may have occurred anywhere in the state where the agencies have jurisdiction.

NIBRS Crimes Against Persons - Table One										
Agency Name	Aggravated Assault	Simple Assault	Intimidation	Assault Offenses Total	Murder & Nonnegligent Manslaughter	Negligent Manslaughter	Homicide Offenses Total	Human Trafficking, Commercial Sex Acts	Human Trafficking, Involuntary Servitude	Human Trafficking Offenses Total
Beaver County Sheriff	6	23	7	36	0	0	0	0	0	0
Beaver County Total	6	23	7	36	0	0	0	0	0	0
Box Elder County Sheriff	1	48	17	66	1	0	1	0	1	1
Brigham City PD	12	116	96	224	0	0	0	0	3	3
Mantua PD	1	0	4	5	0	0	0	0	0	0
Willard PD	1	4	3	8	0	0	0	0	1	1
Perry PD	1	43	27	71	0	0	0	0	2	2
Tremonton Garland PD	6	95	49	150	0	0	0	0	3	3
Box Elder County Total	22	306	196	524	1	0	1	0	10	10
Cache County Sheriff	47	155	52	254	0	0	0	0	0	0
Logan PD	50	289	33	372	0	0	0	0	0	0
North Park PD	9	48	6	63	0	0	0	0	0	0
Smithfield PD	2	75	6	83	0	0	0	0	0	0
Utah State University PD	2	8	3	13	0	0	0	0	0	0
Cache-Rich Drug Task Force	0	15	0	15	0	0	0	0	0	0
Cache County Total	110	590	100	800	0	0	0	0	0	0

NIBRS Crimes Against Persons - Table One										
Agency Name	Aggravated Assault	Simple Assault	Intimidation	Assault Offenses Total	Murder & Nonnegligent Manslaughter	Negligent Manslaughter	Homicide Offenses Total	Human Trafficking, Commercial Sex Acts	Human Trafficking, Involuntary Servitude	Human Trafficking Offenses Total
Carbon County Sheriff	13	38	4	55	0	0	0	0	0	0
Price PD	16	59	3	78	0	0	0	0	0	0
Helper PD	2	21	3	26	0	0	0	0	0	0
Wellington PD	6	10	0	16	0	0	0	0	0	0
East Carbon PD	1	4	0	5	0	0	0	0	0	0
Utah State University - Eastern	No Data Reported									
Carbon County Totals	38	132	10	180	0	0	0	0	0	0
Daggett County Sheriff	0	0	0	0	0	0	0	0	0	0
Daggett County Total	0	0	0	0	0	0	0	0	0	0
Davis County Sheriff	6	67	28	101	0	0	0	0	0	0
Bountiful PD	25	121	36	182	0	0	0	0	0	0
Clearfield PD	42	272	34	348	1	0	1	0	0	0
Layton PD	73	354	312	739	0	0	0	0	0	0
Centerville PD	12	53	6	71	0	1	1	0	0	0
Farmington PD	12	50	39	101	0	0	0	0	0	0
Kaysville PD	8	42	31	81	0	0	0	0	0	0
North Salt Lake PD	13	99	30	142	0	0	0	0	0	0
Sunset PD	9	40	15	64	0	0	0	0	0	0
West Bountiful PD	7	38	1	46	0	0	0	0	0	0
Woods Cross PD	11	56	28	95	0	0	0	0	0	0
Clinton PD	16	54	37	107	0	0	0	0	0	0
Syracuse PD	12	71	25	108	0	0	0	0	0	0
Davis County Task Force	0	0	0	0	0	0	0	0	0	0
Davis County Total	246	1,317	622	2,185	1	1	2	0	0	0

NIBRS Crimes Against Persons - Table One										
Agency Name	Aggravated Assault	Simple Assault	Intimidation	Assault Offenses Total	Murder & Nonnegligent Manslaughter	Negligent Manslaughter	Homicide Offenses Total	Human Trafficking, Commercial Sex Acts	Human Trafficking, Involuntary Servitude	Human Trafficking Offenses Total
Duchesne County Sheriff	27	56	7	90	0	0	0	0	0	0
Roosevelt PD	13	74	16	103	0	0	0	0	0	0
Duchesne County Total	40	130	23	193	0	0	0	0	0	0
Emery County Sheriff	No Data Reported									
Emery County Total	No Data Reported									
Garfield County Sheriff	3	2	0	5	0	0	0	0	0	0
Garfield County Total	3	2	0	5	0	0	0	0	0	0
Grand County Sheriff	7	34	8	49	0	0	0	0	0	0
Moab PD	25	117	5	147	1	0	1	0	0	0
Grand County Total	32	151	13	196	1	0	1	0	0	0
Iron County Sheriff	8	65	38	111	0	0	0	0	0	0
Cedar City PD	14	148	72	234	0	0	0	0	0	0
Parowan PD	4	11	11	26	0	0	0	0	0	0
Southern Utah University PD	0	8	19	27	0	0	0	0	0	0
Brian Head Marshal	0	2	3	5	0	0	0	0	0	0
Iron County Task Force	0	0	0	0	0	0	0	0	0	0
Enoch PD	4	24	17	45	0	0	0	0	0	0
Iron County Total	30	258	160	448	0	0	0	0	0	0
Juab County Sheriff	2	5	2	9	0	0	0	0	0	0
Nephi PD	3	29	8	40	0	0	0	0	0	0
Juab County Total	5	34	10	49	0	0	0	0	0	0

NIBRS Crimes Against Persons - Table One										
Agency Name	Aggravated Assault	Simple Assault	Intimidation	Assault Offenses Total	Murder & Nonnegligent Manslaughter	Negligent Manslaughter	Homicide Offenses Total	Human Trafficking, Commercial Sex Acts	Human Trafficking, Involuntary Servitude	Human Trafficking Offenses Total
Kane County Sheriff	9	20	5	34	0	0	0	0	0	0
Kanab PD	7	9	12	28	0	0	0	0	0	0
Big Water Town Marshal	0	3	1	4	0	0	0	0	0	0
Kane County Total	16	32	18	66	0	0	0	0	0	0
Millard County Sheriff	16	57	41	114	0	1	1	0	0	0
Millard County Total	16	57	41	114	0	1	1	0	0	0
Morgan County Sheriff	2	6	2	10	0	0	0	0	0	0
Morgan County Total	2	6	2	10	0	0	0	0	0	0
Piute County Sheriff	No Data Reported									
Piute County Totals	No Data Reported									
Rich County Sheriff	2	1	0	3	0	0	0	0	0	0
Rich County Total	2	1	0	3	0	0	0	0	0	0
Unified Police Dept. of Greater Salt Lake	279	1,056	744	2,079	6	0	6	0	0	0
Murray PD	93	313	272	678	1	0	1	0	0	0
Salt Lake City PD	987	3,464	914	5,365	14	2	16	11	5	16
South Salt Lake PD	85	301	78	464	1	0	1	0	0	0
Sandy PD	101	412	128	641	1	0	1	0	0	0
West Jordan PD	203	389	204	796	3	1	4	0	0	0
University of Utah PD	6	201	80	287	0	0	0	0	0	0
Draper PD	25	174	91	290	2	1	3	0	0	0
Riverton PD	17	48	55	120	0	0	0	0	0	0

NIBRS Crimes Against Persons - Table One										
Agency Name	Aggravated Assault	Simple Assault	Intimidation	Assault Offenses Total	Murder & Nonnegligent Manslaughter	Negligent Manslaughter	Homicide Offenses Total	Human Trafficking, Commercial Sex Acts	Human Trafficking, Involuntary Servitude	Human Trafficking Offenses Total
South Jordan PD	20	167	145	332	0	1	1	0	0	0
Bluffdale PD	11	46	30	87	0	0	0	0	0	0
Alta Marshal	1	0	1	2	0	0	0	0	0	0
West Valley PD	371	870	311	1,552	7	3	10	0	0	0
Granite School District PD	5	217	1	223	0	0	0	0	2	2
Taylorsville PD	67	330	105	502	2	0	2	0	0	0
Cottonwood Heights PD	22	77	52	151	0	0	0	0	0	0
Herriman PD	27	89	139	255	0	0	0	0	0	0
Salt Lake County Total	2,320	8,154	3,350	13,824	37	8	45	11	7	18
San Juan County Sheriff	4	19	3	26	0	0	0	0	0	0
Blanding PD	2	23	7	32	0	0	0	0	0	0
San Juan County Total	6	42	10	58	0	0	0	0	0	0
Sanpete County Sheriff	9	32	1	42	0	0	0	0	0	0
Ephraim PD	1	10	0	11	0	0	0	0	0	0
Fairview PD	0	0	0	0	0	0	0	0	0	0
Moroni PD	No Data Reported									
Mt. Pleasant PD	2	9	0	11	0	0	0	0	0	0
Spring City PD	0	1	0	1	0	0	0	0	0	0
Snow College PD	0	1	0	1	0	0	0	0	0	0
Gunnison Valley PD	No Data Reported									
Sanpete County Total	12	53	1	66	0	0	0	0	0	0
Sevier County Sheriff	5	61	15	81	0	0	0	0	0	0
Richfield PD	14	65	43	122	0	0	0	0	0	0
Aurora PD	No Data Reported									

NIBRS Crimes Against Persons - Table One										
Agency Name	Aggravated Assault	Simple Assault	Intimidation	Assault Offenses Total	Murder & Nonnegligent Manslaughter	Negligent Manslaughter	Homicide Offenses Total	Human Trafficking, Commercial Sex Acts	Human Trafficking, Involuntary Servitude	Human Trafficking Offenses Total
Salina PD	1	1	1	3	0	0	0	0	0	0
Sevier County Total	20	127	59	206	0	0	0	0	0	0
Summit County Sheriff	17	90	21	128	1	0	1	0	0	0
Kamas PD	No Data Reported									
Park City PD	16	90	32	138	0	0	0	0	0	0
Summit County Total	33	180	53	266	1	0	1	0	0	0
Tooele County Sheriff	22	145	35	202	1	0	1	0	0	0
Tooele PD	87	272	84	443	3	2	5	0	0	0
Grantsville PD	17	76	44	137	1	0	1	0	0	0
Wendover PD	No Data Reported									
Tooele County Total	126	493	163	782	5	2	7	0	0	0
Uintah County Sheriff	15	68	10	93	0	0	0	0	0	0
Vernal PD	36	150	16	202	0	0	0	0	0	0
Naples PD	1	6	2	9	0	0	0	0	0	0
Uintah County Total	52	224	28	304	0	0	0	0	0	0
Utah County Sheriff	32	170	34	236	0	1	1	0	2	2
American Fork PD	18	155	40	213	0	0	0	0	0	0
Lehi PD	27	246	105	378	0	1	1	0	0	0
Orem DPS	59	375	125	559	3	0	3	0	0	0
Payson PD	10	87	40	137	0	0	0	0	0	0
Pleasant Grove PD	11	95	61	167	1	0	1	0	0	0
Provo PD	88	413	113	614	0	0	0	0	0	0
Spanish Fork PD	12	135	19	166	2	1	3	0	0	0

NIBRS Crimes Against Persons - Table One										
Agency Name	Aggravated Assault	Simple Assault	Intimidation	Assault Offenses Total	Murder & Nonnegligent Manslaughter	Negligent Manslaughter	Homicide Offenses Total	Human Trafficking, Commercial Sex Acts	Human Trafficking, Involuntary Servitude	Human Trafficking Offenses Total
Springville PD	13	123	33	169	3	0	3	0	0	0
Lone Peak PD	3	19	9	31	0	0	0	0	0	0
Salem PD	1	23	2	26	0	0	0	0	0	0
Santaquin PD	3	42	15	60	0	0	0	0	0	0
Brigham Young University PD	0	3	3	6	0	0	0	0	0	0
Lindon PD	4	18	13	35	1	0	1	0	0	0
Mapleton PD	3	22	6	31	0	0	0	0	0	0
Utah Valley University PD	0	0	0	0	0	0	0	0	0	0
Utah County Major Crimes Task Force	0	1	0	1	0	0	0	0	0	0
Utah County Atty - Investigations Division	0	0	0	0	0	0	0	0	0	0
Saratoga Springs PD	30	111	44	185	0	0	0	0	0	0
Utah County Total	314	2,038	662	3,014	10	3	13	0	2	2
Wasatch County Sheriff	21	52	0	73	0	0	0	0	0	0
Heber City PD	11	64	0	75	1	0	1	0	0	0
Wasatch County Total	32	116	0	148	1	0	1	0	0	0
Washington County Sheriff	11	73	12	96	0	0	0	0	0	0
St. George PD	97	471	89	657	3	0	3	0	0	0
Hurricane PD	24	145	68	237	0	0	0	0	0	0
La Verkin PD	5	26	9	40	0	0	0	0	0	0
Springdale PD	1	5	7	13	0	0	0	0	0	0
Washington City PD	26	79	70	175	1	0	1	0	0	0
Hildale PD	2	4	6	12	0	0	0	0	0	0
Utah Tech University PD	2	3	4	9	0	0	0	0	0	0
Santa Clara-Ivins Public Safety	6	6	13	25	0	0	0	0	0	0
Washington County Total	174	812	278	1,264	4	0	4	0	0	0

NIBRS Crimes Against Persons - Table One										
Agency Name	Aggravated Assault	Simple Assault	Intimidation	Assault Offenses Total	Murder & Nonnegligent Manslaughter	Negligent Manslaughter	Homicide Offenses Total	Human Trafficking, Commercial Sex Acts	Human Trafficking, Involuntary Servitude	Human Trafficking Offenses Total
Wayne County Sheriff	No Data Reported									
Wayne County Total	No Data Reported									
Weber County Sheriff	45	301	14	360	0	0	0	1	0	1
Ogden PD	290	1,114	47	1,451	3	2	5	0	2	2
Roy PD	39	301	6	346	0	0	0	0	0	0
South Ogden PD	14	108	2	124	0	0	0	0	0	0
North Ogden PD	9	84	2	95	0	0	0	0	0	0
Riverdale PD	11	70	4	85	0	0	0	0	0	0
Weber State University PD	2	8	9	19	0	0	0	0	0	0
Harrisville PD	3	33	0	36	0	0	0	0	0	0
Pleasant View PD	8	33	3	44	0	0	0	0	0	0
Weber Morgan Narcotics Strike Force	3	3	0	6	0	0	0	0	0	0
Weber County Total	424	2,055	87	2,566	3	2	5	1	2	3
Utah Transit PD	25	160	15	200	0	0	0	0	0	0
Utah Dept. of Natural Resources-Outdoor Rec.	No Data Reported									
Utah Division of Wildlife Resources	1	3	0	4	0	0	0	0	0	0
Utah State Parks and Recreation	4	6	0	10	0	0	0	0	0	0
Utah Highway Patrol	62	118	11	191	2	1	3	0	0	0
Utah Motor Vehicle Enforcement Division	0	0	0	0	0	0	0	0	0	0
Utah State Agencies	92	287	26	405	2	1	3	0	0	0
Totals	4,173	17,620	5,919	27,712	66	18	84	12	21	33

Crimes Against Person - Table Two									
Agency	Kidnapping/Abduction	Rape	Sodomy	Sexual Assault with an Object	Fondling	Forcible Sex Offenses Total	Incest	Statutory Rape	Non-Forcible Sex Offenses Total
Beaver County Sheriff	0	1	5	0	2	8	0	0	0
Beaver County Total	0	1	5	0	2	8	0	0	0
Box Elder County Sheriff	1	3	4	0	3	10	0	0	0
Brigham City PD	0	10	1	0	25	36	0	0	0
Mantua PD	0	0	0	0	0	0	0	0	0
Willard PD	0	0	0	0	1	1	0	0	0
Perry PD	0	1	0	0	4	5	0	0	0
Tremonton Garland PD	1	5	0	0	5	10	0	0	0
Box Elder County Total	2	19	5	0	38	62	0	0	0
Cache County Sheriff	21	9	3	2	40	54	0	1	1
Logan PD	30	36	2	0	78	116	0	0	0
North Park PD	6	6	3	0	23	32	0	0	0
Smithfield PD	0	0	0	0	10	10	0	0	0
Utah State University PD	0	2	0	0	12	14	0	0	0
Cache-Rich Drug Task Force	0	0	0	0	1	1	0	0	0
Cache County Total	57	53	8	2	164	227	0	1	1
Carbon County Sheriff	2	3	0	0	2	5	0	1	1
Price PD	0	4	1	1	5	11	0	1	1
Helper PD	0	0	1	0	1	2	0	0	0
Wellington PD	0	2	0	0	1	3	0	0	0
East Carbon PD	0	0	0	0	0	0	0	0	0
Utah State University - Eastern	No Data Submitted								
Carbon County Totals	2	9	2	1	9	21	0	2	2
Daggett County Sheriff	0	0	0	0	0	0	0	0	0
Daggett County Total	0	0	0	0	0	0	0	0	0

Crimes Against Person - Table Two									
Agency	Kidnapping/Abduction	Rape	Sodomy	Sexual Assault with an Object	Fondling	Forcible Sex Offenses Total	Incest	Statutory Rape	Non-Forcible Sex Offenses Total
Davis County Sheriff	5	9	1	1	33	44	0	0	0
Bountiful PD	3	16	4	5	14	39	0	0	0
Clearfield PD	0	18	0	0	67	85	0	0	0
Layton PD	7	28	5	6	77	116	0	4	4
Centerville PD	5	2	8	0	0	10	0	0	0
Farmington PD	1	7	7	0	26	40	0	0	0
Kaysville PD	0	9	3	0	23	35	0	0	0
North Salt Lake PD	1	8	5	0	26	39	0	1	1
Sunset PD	0	2	0	0	12	14	0	0	0
West Bountiful PD	6	3	3	1	0	7	0	1	1
Woods Cross PD	4	2	0	0	6	8	0	0	0
Clinton PD	4	6	0	0	42	48	0	0	0
Syracuse PD	2	8	3	0	12	23	0	0	0
Davis County Task Force	0	0	0	0	0	0	0	0	0
Davis County Total	38	118	39	13	338	508	0	6	6
Duchesne County Sheriff	5	6	8	4	15	33	0	9	9
Roosevelt PD	3	4	0	0	17	21	0	3	3
Duchesne County Total	8	10	8	4	32	54	0	12	12
Emery County Sheriff	No Data Submitted								
Emery County Total	No Data Submitted								
Garfield County Sheriff	1	2	1	0	1	4	0	0	0
Garfield County Total	1	2	1	0	1	4	0	0	0
Grand County Sheriff	4	4	2	0	0	6	0	0	0
Moab PD	15	7	6	1	4	18	0	2	2
Grand County Total	19	11	8	1	4	24	0	2	2

Crimes Against Person - Table Two									
Agency	Kidnapping/Abduction	Rape	Sodomy	Sexual Assault with an Object	Fondling	Forcible Sex Offenses Total	Incest	Statutory Rape	Non-Forcible Sex Offenses Total
Iron County Sheriff	5	6	1	3	26	36	0	4	4
Cedar City PD	7	11	2	1	48	62	0	2	2
Parowan PD	0	1	0	0	4	5	0	0	0
Southern Utah University PD	0	1	0	0	2	3	0	0	0
Brian Head Marshal	0	1	0	0	0	1	0	0	0
Iron County Task Force	0	0	0	0	0	0	0	0	0
Enoch PD	0	2	1	0	11	14	0	0	0
Iron County Total	12	22	4	4	91	121	0	6	6
Juab County Sheriff	0	4	1	0	6	11	0	0	0
Nephi PD	1	2	1	0	11	14	0	0	0
Juab County Total	1	6	2	0	17	25	0	0	0
Kane County Sheriff	0	0	1	0	6	7	0	0	0
Kanab PD	0	1	0	0	1	2	0	0	0
Big Water Town Marshal	0	0	0	0	0	0	0	0	0
Kane County Total	0	1	1	0	7	9	0	0	0
Millard County Sheriff	6	6	0	0	13	19	0	1	1
Millard County Total	6	6	0	0	13	19	0	1	1
Morgan County Sheriff	1	2	3	1	5	11	0	0	0
Morgan County Total	1	2	3	1	5	11	0	0	0
Piute County Sheriff	No Data Submitted								
Piute County Totals	No Data Submitted								
Rich County Sheriff	0	0	0	0	4	4	0	0	0
Rich County Total	0	0	0	0	4	4	0	0	0

Crimes Against Person - Table Two									
Agency	Kidnapping/Abduction	Rape	Sodomy	Sexual Assault with an Object	Fondling	Forcible Sex Offenses Total	Incest	Statutory Rape	Non-Forcible Sex Offenses Total
Unified Police Dept. of Greater Salt Lake	35	86	11	0	206	303	2	3	5
Murray PD	16	28	4	0	54	86	0	2	2
Salt Lake City PD	144	332	51	0	192	575	2	10	12
South Salt Lake PD	19	26	1	1	22	50	0	2	2
Sandy PD	38	34	5	0	69	108	0	0	0
West Jordan PD	121	85	23	0	103	211	2	5	7
University of Utah PD	0	7	0	0	16	23	0	0	0
Draper PD	5	14	2	0	34	50	0	3	3
Riverton PD	5	10	0	0	34	44	1	0	1
South Jordan PD	2	18	3	0	42	63	1	1	2
Bluffdale PD	5	7	2	0	10	19	0	0	0
Alta Marshal	0	0	0	0	0	0	0	0	0
West Valley PD	91	77	0	0	181	258	0	0	0
Granite School District PD	4	4	0	0	9	13	0	0	0
Taylorsville PD	2	13	3	0	50	66	0	1	1
Cottonwood Heights PD	6	4	4	0	20	28	0	1	1
Herriman PD	8	12	2	0	26	40	0	0	0
Salt Lake County Total	501	757	111	1	1,068	1,937	8	28	36
San Juan County Sheriff	1	0	0	0	2	2	0	0	0
Blanding PD	1	0	1	0	5	6	0	0	0
San Juan County Total	2	0	1	0	7	8	0	0	0
Sanpete County Sheriff	0	5	1	12	7	25	0	2	2
Ephraim PD	0	5	2	0	1	8	0	1	1
Fairview PD	0	0	0	0	0	0	0	0	0
Moroni PD	No Data Submitted								
Mt. Pleasant PD	0	3	0	0	3	6	0	0	0
Spring City PD	0	0	0	0	0	0	0	0	0
Snow College PD	0	1	0	1	2	4	0	0	0

Crimes Against Person - Table Two									
Agency	Kidnapping/Abduction	Rape	Sodomy	Sexual Assault with an Object	Fondling	Forcible Sex Offenses Total	Incest	Statutory Rape	Non-Forcible Sex Offenses Total
Gunnison Valley PD	No Data Submitted								
Sanpete County Total	0	14	3	13	13	43	0	3	3
Sevier County Sheriff	0	1	0	0	0	1	0	0	0
Richfield PD	0	1	0	0	8	9	0	0	0
Aurora PD	No Data Submitted								
Salina PD	0	1	0	0	0	1	0	0	0
Sevier County Total	0	3	0	0	8	11	0	0	0
Summit County Sheriff	1	37	1	0	0	38	0	0	0
Kamas PD	No Data Submitted								
Park City PD	3	22	0	0	0	22	0	1	1
Summit County Total	4	59	1	0	0	60	0	1	1
Tooele County Sheriff	10	9	3	7	14	33	0	7	7
Tooele PD	19	17	11	9	52	89	1	6	7
Grantsville PD	4	4	1	1	11	17	0	4	4
Wendover PD	No Data Submitted								
Tooele County Total	33	30	15	17	77	139	1	17	18
Uintah County Sheriff	0	3	0	1	17	21	0	0	0
Vernal PD	5	10	1	0	33	44	0	4	4
Naples PD	0	3	1	1	4	9	0	0	0
Uintah County Total	5	16	2	2	54	74	0	4	4
Utah County Sheriff	10	27	4	1	35	67	0	0	0
American Fork PD	8	18	0	1	54	73	0	0	0
Lehi PD	12	32	7	2	40	81	0	0	0
Orem DPS	32	77	6	3	175	261	0	0	0
Payson PD	0	5	0	1	27	33	0	0	0

Crimes Against Person - Table Two									
Agency	Kidnapping/Abduction	Rape	Sodomy	Sexual Assault with an Object	Fondling	Forcible Sex Offenses Total	Incest	Statutory Rape	Non-Forcible Sex Offenses Total
Pleasant Grove PD	11	13	2	0	20	35	0	0	0
Provo PD	26	35	7	5	99	146	0	0	0
Spanish Fork PD	3	13	3	3	50	69	0	0	0
Springville PD	9	10	4	0	20	34	0	0	0
Lone Peak PD	3	2	0	0	11	13	0	0	0
Salem PD	0	0	0	1	2	3	0	0	0
Santaquin PD	3	1	1	0	11	13	0	0	0
Brigham Young University PD	0	4	0	0	5	9	0	0	0
Lindon PD	3	2	1	0	7	10	0	0	0
Mapleton PD	1	9	0	0	1	10	0	0	0
Utah Valley University PD	0	0	0	0	2	2	0	0	0
Utah County Major Crimes Task Force	0	0	0	0	0	0	0	0	0
Utah County Atty - Investigations Division	0	0	0	0	2	2	0	0	0
Saratoga Springs PD	11	11	9	4	33	57	0	0	0
Utah County Total	132	259	44	21	594	918	0	0	0
Wasatch County Sheriff	3	5	1	0	6	12	1	1	2
Heber City PD	1	4	0	1	7	12	0	0	0
Wasatch County Total	4	9	1	1	13	24	1	1	2
Washington County Sheriff	6	11	0	3	15	29	0	2	2
St. George PD	34	35	4	0	62	101	1	7	8
Hurricane PD	4	8	4	0	21	33	0	5	5
La Verkin PD	0	3	2	2	5	12	0	0	0
Springdale PD	0	0	0	0	0	0	0	0	0
Washington City PD	5	16	2	2	28	48	0	1	1
Hildale PD	0	0	0	0	1	1	0	0	0
Utah Tech University PD	0	0	0	0	1	1	0	0	0
Santa Clara-Ivins Public Safety	0	3	1	0	7	11	0	0	0
Washington County Total	49	76	13	7	140	236	1	15	16

Crimes Against Person - Table Two									
Agency	Kidnapping/Abduction	Rape	Sodomy	Sexual Assault with an Object	Fondling	Forcible Sex Offenses Total	Incest	Statutory Rape	Non-Forcible Sex Offenses Total
Wayne County Sheriff	No Data Submitted								
Wayne County Total	No Data Submitted								
Weber County Sheriff	19	30	2	3	51	86	1	3	4
Ogden PD	114	74	20	8	79	181	1	7	8
Roy PD	20	10	3	1	79	93	1	1	2
South Ogden PD	11	10	1	1	10	22	1	2	3
North Ogden PD	8	4	0	0	23	27	0	1	1
Riverdale PD	5	6	2	0	3	11	0	4	4
Weber State University PD	1	0	0	1	1	2	0	0	0
Harrisville PD	2	2	0	0	10	12	0	1	1
Pleasant View PD	1	1	0	0	12	13	0	0	0
Weber Morgan Narcotics Strike Force	0	0	0	0	0	0	0	0	0
Weber County Total	181	137	28	14	268	447	4	19	23
Utah Transit PD	4	0	1	0	4	5	0	0	0
Utah Dept. of Natural Resources-Outdoor Rec.	No Data Submitted								
Utah Division of Wildlife Resources	0	0	0	0	0	0	0	0	0
Utah State Parks and Recreation	3	0	0	0	0	0	0	0	0
Utah Highway Patrol	15	3	1	8	6	18	0	0	0
Utah Motor Vehicle Enforcement Division	0	0	0	0	0	0	0	0	0
Utah State Agencies Total	22	3	2	8	10	23	0	0	0
Totals	1,080	1,623	307	110	2,977	5,017	15	118	133

Crimes Against Property

Crimes Against Property are offenses in which the object of the crime is to obtain something such as money, property, or some other benefit. Examples include Robbery, Bribery, and Burglary. One offense is counted for each distinct operation of a Crime Against Property except for Motor Vehicle Theft, where one offense is counted for each stolen vehicle.

Criminal incidents reported by the Utah Division of Wildlife Resources, Utah Highway Patrol, Utah State Parks and Recreation, Utah Motor Vehicle Enforcement Division, and the Utah Transit Authority PD may have occurred anywhere in the state where the agencies have jurisdiction.

NIBRS Crimes Against Property - Table One							
Agency Name	Arson	Bribery	Burglary/Breaking & Entering	Counterfeiting/Forgery	Destruction/Damage/Vandalism of Property	Embezzlement	Extortion/Blackmail
Beaver County Sheriff	0	0	12	1	16	0	0
Beaver County Total	0	0	12	1	16	0	0
Box Elder County Sheriff	0	0	23	0	38	0	1
Brigham City PD	3	0	62	0	133	0	3
Mantua PD	0	0	4	0	1	0	0
Willard PD	0	0	2	0	3	0	0
Perry PD	1	0	7	0	26	0	0
Tremonton Garland PD	2	0	20	3	66	0	0
Box Elder County Total	6	0	118	3	267	0	4
Cache County Sheriff	3	0	46	6	196	2	10
Logan PD	1	0	85	28	361	0	0
North Park PD	0	0	17	3	46	0	2
Smithfield PD	1	0	10	3	49	0	0

NIBRS Crimes Against Property - Table One							
Agency Name	Arson	Bribery	Burglary/Breaking & Entering	Counterfeiting/Forgery	Destruction/Damage/Vandalism of Property	Embezzlement	Extortion/Blackmail
Utah State University PD	0	0	1	1	13	0	1
Cache-Rich Drug Task Force	0	0	0	0	1	0	0
Cache County Total	5	0	159	41	666	2	13
Carbon County Sheriff	0	0	12	1	24	0	0
Price PD	1	0	22	3	51	0	1
Helper PD	0	0	4	0	29	0	0
Wellington PD	0	0	1	0	10	0	0
East Carbon PD	0	0	2	0	2	0	0
Utah State University - Eastern	No Data Submitted						
Carbon County Totals	1	0	41	4	116	0	1
Daggett County Sheriff	0	0	0	0	0	0	0
Daggett County Total	0	0	0	0	0	0	0
Davis County Sheriff	1	0	25	2	59	0	4
Bountiful PD	1	0	44	43	242	4	12
Clearfield PD	3	0	66	9	374	5	0
Layton PD	12	0	139	53	621	8	27
Centerville PD	7	0	28	27	90	0	0
Farmington PD	0	0	34	21	106	0	1
Kaysville PD	1	0	25	12	112	0	8
North Salt Lake PD	0	0	54	2	224	0	1
Sunset PD	0	0	12	1	31	0	0
West Bountiful PD	0	0	6	3	41	0	1
Woods Cross PD	0	0	22	12	64	0	0

NIBRS Crimes Against Property - Table One							
Agency Name	Arson	Bribery	Burglary/Breaking & Entering	Counterfeiting/Forgery	Destruction/Damage/Vandalism of Property	Embezzlement	Extortion/Blackmail
Clinton PD	0	0	13	4	86	0	0
Syracuse PD	4	0	26	7	109	0	20
Davis County Task Force	0	0	0	0	0	0	0
Davis County Total	29	0	494	196	2,159	17	74
Duchesne County Sheriff	3	0	66	6	92	0	4
Roosevelt PD	2	0	21	1	77	0	0
Duchesne County Total	5	0	87	7	169	0	4
Emery County Sheriff	No Data Submitted						
Emery County Total	No Data Submitted						
Garfield County Sheriff	0	0	2	0	14	0	0
Garfield County Total	0	0	2	0	14	0	0
Grand County Sheriff	0	0	5	0	47	0	0
Moab PD	0	0	6	2	65	0	0
Grand County Total	0	0	11	2	112	0	0
Iron County Sheriff	2	0	23	1	51	0	0
Cedar City PD	3	0	51	6	195	0	0
Parowan PD	0	0	6	0	11	0	0
Southern Utah University PD	0	0	0	0	28	0	0
Brian Head Marshal	0	0	0	0	0	0	0
Iron County Task Force	0	0	0	0	0	0	0
Enoch PD	0	0	4	0	12	0	0

NIBRS Crimes Against Property - Table One							
Agency Name	Arson	Bribery	Burglary/Breaking & Entering	Counterfeiting/Forgery	Destruction/Damage/Vandalism of Property	Embezzlement	Extortion/Blackmail
Iron County Total	5	0	84	7	297	0	0
Juab County Sheriff	0	0	4	0	16	0	0
Nephi PD	0	0	8	0	36	0	1
Juab County Total	0	0	12	0	52	0	1
Kane County Sheriff	0	1	4	1	4	0	0
Kanab PD	0	0	2	1	15	0	0
Big Water Town Marshal	0	0	0	0	0	0	0
Kane County Total	0	1	6	2	19	0	0
Millard County Sheriff	0	0	23	8	29	0	0
Millard County Total	0	0	23	8	29	0	0
Morgan County Sheriff	1	0	22	0	33	0	1
Morgan County Total	1	0	22	0	33	0	1
Piute County Sheriff	No Data Submitted						
Piute County Totals	No Data Submitted						
Rich County Sheriff	0	0	2	0	3	0	0
Rich County Total	0	0	2	0	3	0	0
Unified Police Dept. of Greater Salt Lake	7	0	552	89	1,690	1	25
Murray PD	17	0	214	40	604	1	9
Salt Lake City PD	65	4	1,319	246	3,460	9	60

NIBRS Crimes Against Property - Table One							
Agency Name	Arson	Bribery	Burglary/Breaking & Entering	Counterfeiting/Forgery	Destruction/Damage/Vandalism of Property	Embezzlement	Extortion/Blackmail
South Salt Lake PD	2	0	157	19	448	1	2
Sandy PD	6	0	285	78	508	8	13
West Jordan PD	4	0	202	97	847	2	2
University of Utah PD	0	0	26	5	150	0	7
Draper PD	6	0	136	34	271	1	6
Riverton PD	0	0	33	10	154	2	8
South Jordan PD	3	0	101	34	272	0	8
Bluffdale PD	0	0	21	2	72	0	9
Alta Marshal	0	0	0	0	4	0	0
West Valley PD	16	0	413	98	1,261	7	25
Granite School District PD	2	0	5	1	113	0	0
Taylorsville PD	4	0	108	47	320	4	6
Cottonwood Heights PD	0	0	58	21	178	0	6
Herriman PD	4	1	40	12	299	0	12
Salt Lake County Total	136	5	3,670	833	10,651	36	198
San Juan County Sheriff	0	0	0	0	1	0	0
Blanding PD	0	0	5	0	8	0	0
San Juan County Total	0	0	5	0	9	0	14
Sanpete County Sheriff	0	0	6	0	37	0	0
Ephraim PD	0	0	6	2	21	0	1
Fairview PD	0	0	0	0	1	0	0
Moroni PD	No Data Submitted						
Mt. Pleasant PD	0	0	0	0	12	0	0
Spring City PD	0	0	0	0	3	0	0

NIBRS Crimes Against Property - Table One							
Agency Name	Arson	Bribery	Burglary/Breaking & Entering	Counterfeiting/Forgery	Destruction/Damage/Vandalism of Property	Embezzlement	Extortion/Blackmail
Snow College PD	0	0	0	0	10	0	0
Gunnison Valley PD	No Data Submitted						
Sanpete County Total	0	0	12	2	84	0	1
Sevier County Sheriff	0	0	13	1	18	0	0
Richfield PD	1	0	15	7	72	0	0
Aurora PD	No Data Submitted						
Salina PD	0	0	0	0	0	0	0
Sevier County Total	1	0	28	8	90	0	127
Summit County Sheriff	0	0	46	1	104	0	0
Kamas PD	No Data Submitted						
Park City PD	0	0	19	6	170	0	0
Summit County Total	0	0	65	7	274	0	0
Tooele County Sheriff	3	0	35	14	193	0	4
Tooele PD	3	0	98	23	427	0	6
Grantsville PD	0	0	8	4	70	0	2
Wendover PD	No Data Submitted						
Tooele County Total	6	0	141	41	690	0	12
Uintah County Sheriff	0	0	13	4	49	0	0
Vernal PD	4	0	33	11	134	0	0
Naples PD	0	0	5	2	11	0	0
Uintah County Total	4	0	51	17	194	0	0

NIBRS Crimes Against Property - Table One							
Agency Name	Arson	Bribery	Burglary/Breaking & Entering	Counterfeiting/Forgery	Destruction/Damage/Vandalism of Property	Embezzlement	Extortion/Blackmail
Utah County Sheriff	1	0	31	13	227	0	5
American Fork PD	4	0	63	10	223	0	8
Lehi PD	1	0	74	15	263	0	4
Orem DPS	5	0	128	56	601	2	63
Payson PD	0	0	21	3	110	0	2
Pleasant Grove PD	0	0	62	25	210	1	14
Provo PD	32	0	155	32	619	0	12
Spanish Fork PD	1	0	19	9	250	0	5
Springville PD	1	0	28	5	144	0	3
Lone Peak PD	0	0	11	3	89	0	1
Salem PD	0	0	4	2	65	0	1
Santaquin PD	0	0	8	7	58	0	1
Brigham Young University PD	0	0	5	0	20	0	10
Lindon PD	0	0	31	3	79	2	4
Mapleton PD	0	0	6	0	29	0	0
Utah Valley University PD	0	0	3	0	17	0	0
Utah County Major Crimes Task Force	0	0	0	0	0	0	0
Utah County Atty - Investigations Division	0	0	0	0	0	0	0
Saratoga Springs PD	0	0	27	9	159	1	14
Utah County Total	45	0	676	192	3,163	6	147
Wasatch County Sheriff	0	0	14	0	52	0	0
Heber City PD	1	0	12	3	120	0	1
Wasatch County Total	1	0	26	3	172	0	1
Washington County Sheriff	1	1	15	2	60	1	1

NIBRS Crimes Against Property - Table One							
Agency Name	Arson	Bribery	Burglary/Breaking & Entering	Counterfeiting/Forgery	Destruction/Damage/Vandalism of Property	Embezzlement	Extortion/Blackmail
St. George PD	6	3	102	74	1,011	1	6
Hurricane PD	0	0	42	12	185	2	1
La Verkin PD	0	0	5	0	23	0	0
Springdale PD	0	0	1	1	16	0	0
Washington City PD	1	0	39	19	174	3	2
Hildale PD	1	0	2	0	5	0	0
Utah Tech University PD	0	0	1	0	10	0	1
Santa Clara-Ivins Public Safety	0	1	3	3	35	0	0
Washington County Total	9	5	210	111	1,519	7	11
Wayne County Sheriff	No Data Submitted						
Wayne County Total	No Data Submitted						
Weber County Sheriff	6	0	132	12	362	0	7
Ogden PD	9	0	284	42	1,037	2	15
Roy PD	0	0	79	10	210	0	8
South Ogden PD	1	0	36	8	111	4	0
North Ogden PD	0	0	42	2	107	0	6
Riverdale PD	1	0	29	6	84	0	0
Weber State University PD	0	0	5	0	10	0	1
Harrisville PD	1	0	6	2	57	0	1
Pleasant View PD	0	0	19	1	38	0	0
Weber Morgan Narcotics Strike Force	0	0	1	3	4	0	0
Weber County Total	18	0	633	86	2,020	6	38
Utah Transit PD	6	0	0	2	665	0	0

NIBRS Crimes Against Property - Table One							
Agency Name	Arson	Bribery	Burglary/Breaking & Entering	Counterfeiting/Forgery	Destruction/Damage/Vandalism of Property	Embezzlement	Extortion/Blackmail
Utah Dept. of Natural Resources-Outdoor Rec.	No Data Submitted						
Utah Division of Wildlife Resources	0	0	2	0	11	0	0
Utah State Parks and Recreation	0	0	1	0	8	0	0
Utah Highway Patrol	0	0	2	22	60	0	1
Utah Motor Vehicle Enforcement Division	0	0	1	6	1	0	0
Utah State Agencies Total	6	0	6	30	745	0	1
Totals	272	11	6,455	1,560	22,873	74	636

NIBRS Crimes Against Property - Table Two								
Agency Name	False Pretenses/Swindle/Confidence Game	Credit Card/Automatic Teller Machine Fraud	Impersonation	Welfare Fraud	Wire Fraud	Identity Theft	Hacking/Computer Invasion	Fraud Offenses Total
Beaver County Sheriff	27	1	1	0	0	0	0	29
Beaver County Total	27	1	1	0	0	0	0	29
Box Elder County Sheriff	24	2	0	0	0	5	0	31
Brigham City PD	44	16	2	1	4	16	1	84
Mantua PD	0	0	0	0	0	0	0	0
Willard PD	3	0	0	0	2	0	0	5
Perry PD	14	2	0	0	0	3	0	19
Tremonton Garland PD	10	5	2	1	1	4	1	24
Box Elder County Total	95	25	4	2	7	28	2	163
Cache County Sheriff	89	9	0	0	35	14	2	149
Logan PD	186	2	0	0	4	13	2	207
North Park PD	39	0	0	0	0	2	0	41
Smithfield PD	13	0	0	0	0	1	0	14
Utah State University PD	9	0	0	0	1	1	0	11
Cache-Rich Drug Task Force	3	0	0	0	0	0	0	3
Cache County Total	339	11	0	0	40	31	4	425
Carbon County Sheriff	11	4	0	0	2	0	0	17
Price PD	2	4	0	0	2	0	0	8
Helper PD	0	2	0	0	0	0	0	2
Wellington PD	0	0	0	0	2	0	0	2
East Carbon PD	0	0	0	0	0	0	0	0
Utah State University - Eastern	No Data Submitted							
Carbon County Totals	13	10	0	0	6	0	0	29

NIBRS Crimes Against Property - Table Two								
Agency Name	False Pretenses/Swindle/Confidence Game	Credit Card/Automatic Teller Machine Fraud	Impersonation	Welfare Fraud	Wire Fraud	Identity Theft	Hacking/Computer Invasion	Fraud Offenses Total
Daggett County Sheriff	0	0	0	0	0	0	0	0
Daggett County Total	0	0	0	0	0	0	0	0
Davis County Sheriff	0	72	9	0	0	2	0	83
Bountiful PD	47	39	1	0	90	46	5	228
Clearfield PD	88	0	1	0	0	0	0	89
Layton PD	88	118	79	1	11	0	0	297
Centerville PD	40	46	17	0	0	0	0	103
Farmington PD	0	70	15	0	0	0	0	85
Kaysville PD	0	45	5	0	0	0	0	50
North Salt Lake PD	1	95	6	0	4	1	0	107
Sunset PD	0	28	4	0	0	0	0	32
West Bountiful PD	26	11	0	0	0	0	0	37
Woods Cross PD	0	51	3	0	0	0	0	54
Clinton PD	0	85	0	0	0	0	0	85
Syracuse PD	6	77	21	0	1	8	0	113
Davis County Task Force	0	0	0	0	0	0	0	0
Davis County Total	296	737	161	1	106	57	5	1,363
Duchesne County Sheriff	35	15	9	1	2	0	0	62
Roosevelt PD	24	13	0	0	0	1	0	38
Duchesne County Total	59	28	9	1	2	1	0	100
Emery County Sheriff	No Data Submitted							
Emery County Total	No Data Submitted							

NIBRS Crimes Against Property - Table Two								
Agency Name	False Pretenses/Swindle/Confidence Game	Credit Card/Automatic Teller Machine Fraud	Impersonation	Welfare Fraud	Wire Fraud	Identity Theft	Hacking/Computer Invasion	Fraud Offenses Total
Garfield County Sheriff	3	0	0	0	1	0	0	4
Garfield County Total	3	0	0	0	1	0	0	4
Grand County Sheriff	8	0	3	0	0	0	0	11
Moab PD	12	5	2	0	0	0	0	19
Grand County Total	20	5	5	0	0	0	0	30
Iron County Sheriff	29	3	0	0	1	3	0	36
Cedar City PD	115	9	0	0	0	3	0	127
Parowan PD	3	0	0	0	0	0	0	3
Southern Utah University PD	6	0	0	0	0	0	0	6
Brian Head Marshal	0	0	0	0	0	0	0	0
Iron County Task Force	2	0	0	0	0	1	0	3
Enoch PD	14	0	0	0	0	1	0	15
Iron County Total	169	12	0	0	1	8	0	190
Juab County Sheriff	5	0	0	0	0	0	0	5
Nephi PD	21	0	0	0	0	0	0	21
Juab County Total	26	0	0	0	0	0	0	26
Kane County Sheriff	3	2	0	0	0	0	0	5
Kanab PD	8	2	0	0	0	0	0	10
Big Water Town Marshal	0	0	0	0	0	0	0	0
Kane County Total	11	4	0	0	0	0	0	15

NIBRS Crimes Against Property - Table Two								
Agency Name	False Pretenses/Swindle/Confidence Game	Credit Card/Automatic Teller Machine Fraud	Impersonation	Welfare Fraud	Wire Fraud	Identity Theft	Hacking/Computer Invasion	Fraud Offenses Total
Millard County Sheriff	2	36	0	0	0	0	0	38
Millard County Total	2	36	0	0	0	0	0	38
Morgan County Sheriff	9	5	6	0	0	0	0	20
Morgan County Total	9	5	6	0	0	0	0	20
Piute County Sheriff	No Data Submitted							
Piute County Totals	No Data Submitted							
Rich County Sheriff	0	0	0	0	0	0	0	0
Rich County Total	0	0	0	0	0	0	0	0
Unified Police Dept. of Greater Salt Lake	608	354	109	0	91	0	0	1,162
Murray PD	231	175	38	0	45	0	0	489
Salt Lake City PD	311	1,178	204	1	132	249	11	2,086
South Salt Lake PD	27	73	33	0	17	0	0	150
Sandy PD	134	251	113	0	49	0	0	547
West Jordan PD	264	213	90	0	92	0	0	659
University of Utah PD	18	6	0	0	0	2	0	26
Draper PD	80	58	9	0	9	0	0	156
Riverton PD	75	43	13	0	13	0	0	144
South Jordan PD	199	86	34	0	31	0	0	350
Bluffdale PD	42	1	5	0	0	0	0	48
Alta Marshal	0	1	0	0	0	0	0	1
West Valley PD	327	308	44	1	85	0	0	765
Granite School District PD	0	2	0	0	0	0	0	2

NIBRS Crimes Against Property - Table Two								
Agency Name	False Pretenses/Swindle/Confidence Game	Credit Card/Automatic Teller Machine Fraud	Impersonation	Welfare Fraud	Wire Fraud	Identity Theft	Hacking/Computer Invasion	Fraud Offenses Total
Taylorsville PD	173	130	20	0	32	0	0	355
Cottonwood Heights PD	92	73	13	0	30	0	0	208
Herriman PD	149	18	12	0	4	0	0	183
Salt Lake County Total	2,730	2,970	737	2	630	251	11	7,331
San Juan County Sheriff	4	0	0	0	0	0	0	4
Blanding PD	2	0	0	0	0	0	0	2
San Juan County Total	6	0	0	0	0	0	0	6
Sanpete County Sheriff	12	6	2	2	2	0	0	24
Ephraim PD	6	4	0	1	0	0	0	11
Fairview PD	0	0	0	0	0	0	0	0
Moroni PD	No Data Submitted							
Mt. Pleasant PD	8	0	0	0	1	0	0	9
Spring City PD	0	0	0	0	0	0	0	0
Snow College PD	5	1	0	0	0	0	0	6
Gunnison Valley PD	No Data Submitted							
Sanpete County Total	31	11	2	3	3	0	0	50
Sevier County Sheriff	20	4	0	0	0	0	0	24
Richfield PD	34	2	0	0	1	0	0	37
Aurora PD	No Data Submitted							
Salina PD	0	0	0	0	0	0	0	0
Sevier County Total	54	6	0	0	1	0	0	61
Summit County Sheriff	89	1	4	0	0	0	0	94

NIBRS Crimes Against Property - Table Two								
Agency Name	False Pretenses/Swindle/Confidence Game	Credit Card/Automatic Teller Machine Fraud	Impersonation	Welfare Fraud	Wire Fraud	Identity Theft	Hacking/Computer Invasion	Fraud Offenses Total
Kamas PD	No Data Submitted							
Park City PD	44	6	7	0	1	0	0	58
Summit County Total	133	7	11	0	1	0	0	152
Tooele County Sheriff	10	22	1	0	8	19	0	60
Tooele PD	64	45	0	0	39	42	1	191
Grantsville PD	51	12	0	0	2	5	0	70
Wendover PD	No Data Submitted							
Tooele County Total	125	79	1	0	49	66	1	321
Uintah County Sheriff	19	1	6	0	0	0	0	26
Vernal PD	29	12	6	0	0	0	0	47
Naples PD	7	1	3	0	0	0	0	11
Uintah County Total	55	14	15	0	0	0	0	84
Utah County Sheriff	97	5	1	0	0	0	0	103
American Fork PD	133	4	4	0	0	0	0	141
Lehi PD	248	18	2	0	0	0	0	268
Orem DPS	334	46	16	0	0	0	0	396
Payson PD	44	4	0	0	0	0	0	48
Pleasant Grove PD	101	6	13	0	0	0	0	120
Provo PD	198	26	43	0	0	0	0	267
Spanish Fork PD	127	2	12	0	0	0	0	141
Springville PD	105	10	2	0	0	0	0	117
Lone Peak PD	42	0	0	0	0	0	0	42
Salem PD	5	2	0	0	0	0	0	7

NIBRS Crimes Against Property - Table Two								
Agency Name	False Pretenses/Swindle/Confidence Game	Credit Card/Automatic Teller Machine Fraud	Impersonation	Welfare Fraud	Wire Fraud	Identity Theft	Hacking/Computer Invasion	Fraud Offenses Total
Santaquin PD	37	2	4	0	0	0	0	43
Brigham Young University PD	8	0	0	0	0	0	0	8
Lindon PD	36	2	3	0	0	0	0	41
Mapleton PD	14	0	1	0	0	0	0	15
Utah Valley University PD	3	0	0	0	0	0	0	3
Utah County Major Crimes Task Force	0	0	0	0	0	0	0	0
Utah County Atty - Investigations Division	1	0	0	0	0	0	0	1
Saratoga Springs PD	72	32	23	0	0	0	0	127
Utah County Total	1,605	159	124	0	0	0	0	1,888
Wasatch County Sheriff	0	0	6	0	0	0	0	6
Heber City PD	0	3	4	0	0	0	0	7
Wasatch County Total	0	3	10	0	0	0	0	13
Washington County Sheriff	13	7	6	0	2	0	0	28
St. George PD	150	49	71	0	4	0	0	274
Hurricane PD	36	25	8	0	7	0	0	76
La Verkin PD	8	6	1	0	0	0	0	15
Springdale PD	4	0	0	0	1	0	0	5
Washington City PD	39	46	21	1	5	0	0	112
Hildale PD	0	1	0	0	0	0	0	1
Utah Tech University PD	3	1	0	0	0	0	0	4
Santa Clara-Ivins Public Safety	7	11	1	0	0	0	0	19
Washington County Total	260	146	108	1	19	0	0	534
Wayne County Sheriff	No Data Submitted							

NIBRS Crimes Against Property - Table Two								
Agency Name	False Pretenses/Swindle/Confidence Game	Credit Card/Automatic Teller Machine Fraud	Impersonation	Welfare Fraud	Wire Fraud	Identity Theft	Hacking/Computer Invasion	Fraud Offenses Total
Wayne County Total	No Data Submitted							
Weber County Sheriff	102	26	52	0	18	2	0	200
Ogden PD	115	148	45	0	28	3	0	339
Roy PD	93	22	20	0	8	1	0	144
South Ogden PD	17	16	6	0	11	0	0	50
North Ogden PD	45	10	11	0	7	1	0	74
Riverdale PD	28	46	7	0	8	0	0	89
Weber State University PD	1	2	1	0	0	0	0	4
Harrisville PD	9	16	6	0	5	0	0	36
Pleasant View PD	13	3	5	0	2	0	0	23
Weber Morgan Narcotics Strike Force	7	5	2	0	0	1	0	15
Weber County Total	430	294	155	0	87	8	0	974
Utah Transit PD	16	39	2	0	0	3	0	60
Utah Dept. of Natural Resources-Outdoor Rec.	No Data Submitted							
Utah Division of Wildlife Resources	1	0	0	0	0	0	0	1
Utah State Parks and Recreation	3	0	0	0	0	0	0	3
Utah Highway Patrol	7	9	28	0	0	0	0	44
Utah Motor Vehicle Enforcement Division	48	0	0	0	21	0	0	69
State Agencies Total	75	48	30	0	21	3	0	177
Totals	6,573	4,611	1,379	10	974	453	23	14,023

NIBRS Crimes Against Property - Table Three												
Agency Names	Pocket-picking	Purse-snatching	Shoplifting	Theft From Building	Theft From Coin-Operated Machine or Device	Theft From Motor Vehicle	Theft of Motor Vehicle Parts or Accessories	All Other Larceny	Larceny/Theft Offenses Total	Motor Vehicle Theft	Robbery	Stolen Property Offenses
Beaver County Sheriff	0	0	8	0	0	2	0	29	39	5	0	0
Beaver County Total	0	0	8	0	0	2	0	29	39	5	0	0
Box Elder County Sheriff	0	0	0	0	0	20	0	42	62	6	0	2
Brigham City PD	0	0	19	1	0	78	1	136	235	25	1	0
Mantua PD	0	0	0	0	0	0	0	3	3	0	0	0
Willard PD	0	0	0	0	0	13	0	7	20	0	0	0
Perry PD	0	0	34	0	0	33	0	43	110	9	1	0
Tremonton Garland PD	0	0	4	0	0	67	0	79	150	7	0	0
Box Elder County Total	0	0	57	1	0	211	1	310	580	47	2	2
Cache County Sheriff	0	0	12	6	0	38	7	141	204	18	1	0
Logan PD	0	3	160	0	0	142	16	315	636	46	2	1
North Park PD	0	0	25	0	0	8	0	47	80	7	1	0
Smithfield PD	0	0	6	0	0	10	0	21	37	1	1	0
Utah State University PD	0	0	2	0	0	2	0	26	30	1	0	0
Cache-Rich Drug Task Force	0	0	2	0	0	0	0	1	3	0	0	0
Cache County Total	0	3	207	6	0	200	23	551	990	73	5	1
Carbon County Sheriff	0	1	0	9	0	9	1	28	48	5	0	0
Price PD	0	0	32	7	0	2	0	49	90	3	0	0
Helper PD	0	0	8	0	0	3	0	12	23	1	0	0
Wellington PD	0	0	0	0	0	0	0	6	6	1	0	0
East Carbon PD	0	0	1	1	0	0	0	4	6	0	0	0
Utah State University - Eastern	No Data Submitted											
Carbon County Totals	0	1	41	17	0	14	1	99	173	10	0	0

NIBRS Crimes Against Property - Table Three												
Agency Names	Pocket-picking	Purse-snatching	Shoplifting	Theft From Building	Theft From Coin-Operated Machine or Device	Theft From Motor Vehicle	Theft of Motor Vehicle Parts or Accessories	All Other Larceny	Larceny/Theft Offenses Total	Motor Vehicle Theft	Robbery	Stolen Property Offenses
Daggett County Sheriff	0	0	0	0	0	0	0	0	0	0	0	0
Daggett County Total	0	0	0	0	0	0	0	0	0	0	0	0
Davis County Sheriff	0	0	21	3	0	62	0	63	149	20	1	2
Bountiful PD	1	0	110	86	0	150	35	87	469	47	2	18
Clearfield PD	0	0	40	110	0	145	20	91	406	38	6	0
Layton PD	3	0	418	110	2	278	60	303	1,174	107	8	9
Centerville PD	0	0	85	0	0	57	0	171	313	22	1	9
Farmington PD	0	1	50	7	0	95	1	226	380	21	0	3
Kaysville PD	0	0	37	0	0	73	2	106	218	18	1	0
North Salt Lake PD	0	0	9	0	0	111	35	142	297	60	1	3
Sunset PD	0	0	12	0	0	12	0	38	62	10	0	0
West Bountiful PD	0	0	19	0	0	15	0	66	100	10	0	2
Woods Cross PD	0	0	8	1	0	31	9	102	151	37	2	0
Clinton PD	0	0	115	1	0	49	0	90	255	20	1	1
Syracuse PD	0	0	106	0	0	82	1	80	269	14	0	2
Davis County Task Force	0	0	0	0	0	0	0	0	0	0	0	0
Davis County Total	4	1	1,030	318	2	1,160	163	1,565	4,243	424	23	49
Duchesne County Sheriff	0	0	1	0	0	7	0	161	169	28	1	7
Roosevelt PD	0	0	54	0	0	19	0	82	155	13	1	8
Duchesne County Total	0	0	55	0	0	26	0	243	324	41	2	15
Emery County Sheriff	No Data Submitted											
Emery County Total	No Data Submitted											

NIBRS Crimes Against Property - Table Three												
Agency Names	Pocket-picking	Purse-snatching	Shoplifting	Theft From Building	Theft From Coin-Operated Machine or Device	Theft From Motor Vehicle	Theft of Motor Vehicle Parts or Accessories	All Other Larceny	Larceny/Theft Offenses Total	Motor Vehicle Theft	Robbery	Stolen Property Offenses
Garfield County Sheriff	0	0	1	1	0	0	0	29	31	6	0	1
Garfield County Total	0	0	1	1	0	0	0	29	31	6	0	1
Grand County Sheriff	0	0	0	0	0	4	0	41	45	8	0	3
Moab PD	0	0	4	0	0	11	0	85	100	9	0	1
Grand County Total	0	0	4	0	0	15	0	126	145	17	0	4
Iron County Sheriff	0	0	2	2	0	9	6	41	60	12	0	3
Cedar City PD	0	3	141	10	0	96	12	169	431	40	2	6
Parowan PD	0	0	1	1	0	1	0	10	13	2	0	0
Southern Utah University PD	0	0	0	1	0	2	0	16	19	0	0	0
Brian Head Marshal	0	0	0	0	0	1	0	12	13	0	0	0
Iron County Task Force	0	0	0	0	0	0	0	2	2	0	0	0
Enoch PD	0	0	1	0	0	4	0	14	19	1	0	0
Iron County Total	0	3	145	14	0	113	18	264	557	55	2	9
Juab County Sheriff	0	0	0	0	0	5	0	10	15	3	0	5
Nephi PD	0	0	7	0	0	7	2	21	37	7	0	8
Juab County Total	0	0	7	0	0	12	2	31	52	10	0	13
Kane County Sheriff	0	0	1	0	0	2	0	14	17	4	0	3
Kanab PD	0	0	0	0	0	1	0	32	33	2	0	1
Big Water Town Marshal	0	0	0	0	0	0	0	1	1	1	0	0
Kane County Total	0	0	1	0	0	3	0	47	51	7	0	4

NIBRS Crimes Against Property - Table Three												
Agency Names	Pocket-picking	Purse-snatching	Shoplifting	Theft From Building	Theft From Coin-Operated Machine or Device	Theft From Motor Vehicle	Theft of Motor Vehicle Parts or Accessories	All Other Larceny	Larceny/Theft Offenses Total	Motor Vehicle Theft	Robbery	Stolen Property Offenses
Millard County Sheriff	0	0	10	6	0	12	3	69	100	19	0	2
Millard County Total	0	0	10	6	0	12	3	69	100	19	0	2
Morgan County Sheriff	0	1	2	2	0	5	0	15	25	2	0	0
Morgan County Total	0	1	2	2	0	5	0	15	25	2	0	0
Piute County Sheriff	No Data Submitted											
Piute County Totals	No Data Submitted											
Rich County Sheriff	0	0	0	0	0	1	0	9	10	2	0	0
Rich County Total	0	0	0	0	0	1	0	9	10	2	0	0
Unified Police Dept. of Greater Salt Lake	19	17	733	337	2	1,457	390	1,087	4,042	662	84	121
Murray PD	2	13	368	47	1	645	197	717	1,990	342	34	52
Salt Lake City PD	57	113	2,017	1,343	1	3,281	1,298	2,320	10,430	1,729	417	517
South Salt Lake PD	1	7	304	26	1	286	62	367	1,054	230	41	6
Sandy PD	4	3	671	143	0	598	168	294	1,881	213	30	87
West Jordan PD	0	2	668	40	0	575	199	655	2,139	267	37	44
University of Utah PD	0	0	10	9	0	53	19	191	282	18	1	5
Draper PD	1	2	93	27	1	293	95	166	678	80	2	14
Riverton PD	2	7	122	15	0	169	32	84	431	38	5	14
South Jordan PD	2	10	197	32	1	356	44	289	931	106	9	38
Bluffdale PD	0	0	1	4	0	72	8	49	134	27	0	8
Alta Marshal	0	0	0	2	0	0	0	17	19	0	0	0
West Valley PD	0	0	771	67	0	818	366	1,085	3,107	616	98	218

NIBRS Crimes Against Property - Table Three												
Agency Names	Pocket-picking	Purse-snatching	Shoplifting	Theft From Building	Theft From Coin-Operated Machine or Device	Theft From Motor Vehicle	Theft of Motor Vehicle Parts or Accessories	All Other Larceny	Larceny/Theft Offenses Total	Motor Vehicle Theft	Robbery	Stolen Property Offenses
Granite School District PD	0	0	1	0	0	3	1	60	65	3	2	3
Taylorville PD	2	8	471	112	1	420	72	181	1,267	195	28	51
Cottonwood Heights PD	1	9	125	27	0	239	38	111	550	51	7	29
Herriman PD	3	0	40	20	0	140	25	158	386	51	6	4
Salt Lake County Total	94	191	6,592	2,251	8	9,405	3,014	7,831	29,386	4,628	801	1,211
San Juan County Sheriff	0	0	1	5	0	0	0	1	7	1	0	0
Blanding PD	0	0	6	18	0	0	0	2	26	1	0	0
San Juan County Total	0	0	7	23	0	0	0	3	33	2	0	0
Sanpete County Sheriff	0	0	4	3	0	6	3	32	48	3	0	1
Ephraim PD	0	0	23	2	0	0	0	13	38	0	0	1
Fairview PD	0	0	0	0	0	0	0	0	0	0	0	0
Moroni PD	No Data Submitted											
Mt. Pleasant PD	0	0	6	1	0	2	0	10	19	2	0	0
Spring City PD	0	0	1	0	0	0	0	0	1	1	0	0
Snow College PD	0	0	1	4	0	0	0	5	10	0	0	0
Gunnison Valley PD	No Data Submitted											
Sanpete County Total	0	0	35	10	0	8	3	60	116	6	0	6
Sevier County Sheriff	0	0	1	0	0	5	0	42	48	7	0	0
Richfield PD	0	0	79	0	0	11	1	142	233	11	0	0
Aurora PD	No Data Submitted											
Salina PD	0	0	0	0	0	0	0	0	0	0	0	0
Sevier County Total	0	0	80	0	0	16	1	184	281	18	0	0

NIBRS Crimes Against Property - Table Three												
Agency Names	Pocket-picking	Purse-snatching	Shoplifting	Theft From Building	Theft From Coin-Operated Machine or Device	Theft From Motor Vehicle	Theft of Motor Vehicle Parts or Accessories	All Other Larceny	Larceny/Theft Offenses Total	Motor Vehicle Theft	Robbery	Stolen Property Offenses
Summit County Sheriff	0	0	3	0	0	122	3	149	277	39	2	1
Kamas PD	No Data Submitted											
Park City PD	0	0	14	0	0	45	0	128	187	6	2	0
Summit County Total	0	0	17	0	0	167	3	277	464	45	4	1
Tooele County Sheriff	0	0	15	3	0	68	13	129	228	26	3	17
Tooele PD	0	0	139	14	0	127	10	275	565	63	12	26
Grantsville PD	0	0	9	7	0	17	1	63	97	19	0	6
Wendover PD	No Data Submitted											
Tooele County Total	0	0	163	24	0	212	24	467	890	108	15	49
Uintah County Sheriff	0	0	3	0	0	6	0	32	41	5	0	0
Vernal PD	1	0	168	0	0	23	0	149	341	11	1	4
Naples PD	0	0	2	0	0	1	1	15	19	3	0	1
Uintah County Total	1	0	173	0	0	30	1	196	401	19	1	5
Utah County Sheriff	0	0	21	4	0	109	6	128	268	34	1	19
American Fork PD	6	4	265	4	1	119	22	249	670	54	8	20
Lehi PD	1	2	64	14	0	232	9	276	598	78	4	8
Orem DPS	3	0	315	186	2	416	109	354	1,385	142	10	86
Payson PD	0	1	28	1	0	25	7	108	170	4	2	1
Pleasant Grove PD	0	0	16	11	0	108	21	119	275	32	4	11
Provo PD	0	0	172	177	3	351	89	519	1,311	138	14	93
Spanish Fork PD	0	3	92	1	0	86	7	208	397	32	4	4
Springville PD	0	1	81	5	0	68	4	182	341	27	7	20
Lone Peak PD	0	0	1	2	0	55	1	37	96	9	1	0

NIBRS Crimes Against Property - Table Three												
Agency Names	Pocket-picking	Purse-snatching	Shoplifting	Theft From Building	Theft From Coin-Operated Machine or Device	Theft From Motor Vehicle	Theft of Motor Vehicle Parts or Accessories	All Other Larceny	Larceny/Theft Offenses Total	Motor Vehicle Theft	Robbery	Stolen Property Offenses
Salem PD	0	0	3	4	0	11	0	20	38	3	0	0
Santaquin PD	0	0	7	0	0	19	5	22	53	4	2	3
Brigham Young University PD	0	0	3	11	0	12	8	75	109	6	0	0
Lindon PD	0	0	145	0	0	40	10	130	325	13	2	13
Mapleton PD	0	0	0	0	0	9	1	31	41	4	0	0
Utah Valley University PD	0	0	2	0	0	4	0	17	23	1	0	1
Utah County Major Crimes Task Force	0	0	0	0	0	0	0	2	2	1	0	11
Utah County Atty - Investigations Division	0	0	0	0	0	0	0	1	1	0	0	0
Saratoga Springs PD	0	0	118	23	1	67	7	98	314	17	1	11
Utah County Total	10	11	1,333	443	7	1,731	306	2,576	6,417	599	60	301
Wasatch County Sheriff	0	0	7	9	0	15	1	32	64	11	0	4
Heber City PD	0	0	32	13	0	11	6	62	124	8	0	4
Wasatch County Total	0	0	39	22	0	26	7	94	188	19	0	8
Washington County Sheriff	0	0	1	0	0	9	0	46	56	16	3	13
St. George PD	1	11	187	3	0	191	9	649	1,051	124	8	71
Hurricane PD	0	1	83	4	0	28	3	125	244	42	0	19
La Verkin PD	0	1	42	1	0	5	0	16	65	4	0	4
Springdale PD	0	0	0	0	0	1	0	13	14	1	0	0
Washington City PD	3	1	151	8	0	61	4	129	357	44	1	16
Hildale PD	0	0	1	0	0	0	0	3	4	1	1	0
Utah Tech University PD	0	0	2	0	0	0	1	11	14	0	0	1
Santa Clara-Ivins Public Safety	0	0	5	0	0	10	2	36	53	5	0	3

NIBRS Crimes Against Property - Table Three												
Agency Names	Pocket-picking	Purse-snatching	Shoplifting	Theft From Building	Theft From Coin-Operated Machine or Device	Theft From Motor Vehicle	Theft of Motor Vehicle Parts or Accessories	All Other Larceny	Larceny/Theft Offenses Total	Motor Vehicle Theft	Robbery	Stolen Property Offenses
Washington County Total	4	14	472	16	0	305	19	1,028	1,858	237	13	127
Wayne County Sheriff	No Data Submitted											
Wayne County Total	No Data Submitted											
Weber County Sheriff	3	9	60	52	0	164	22	183	493	64	5	10
Ogden PD	8	24	553	256	1	305	57	573	1,777	283	44	68
Roy PD	1	4	30	29	1	84	15	132	296	36	8	7
South Ogden PD	5	3	21	24	0	46	11	37	147	28	7	8
North Ogden PD	0	1	16	8	0	20	3	63	111	21	2	3
Riverdale PD	3	11	280	11	0	18	7	69	399	18	2	4
Weber State University PD	0	0	4	4	0	4	0	21	33	0	0	1
Harrisville PD	0	0	153	19	0	10	5	33	220	4	0	2
Pleasant View PD	0	0	0	4	0	19	3	29	55	11	0	5
Weber Morgan Narcotics Strike Force	0	0	1	0	0	0	0	1	2	0	1	5
Weber County Total	20	52	1,118	407	2	670	123	1,141	3,533	465	69	113
Utah Transit PD	2	6	0	0	0	42	20	1,412	1,482	30	14	5
Utah Dept. of Natural Resources- Outdoor Rec.	No Data Submitted											
Utah Division of Wildlife Resources	0	0	0	0	0	0	0	8	8	1	0	5
Utah State Parks and Recreation	0	0	0	0	0	8	0	12	20	2	2	7
Utah Highway Patrol	0	0	3	2	0	19	8	23	55	17	2	106

NIBRS Crimes Against Property - Table Three												
Agency Names	Pocket-picking	Purse-snatching	Shoplifting	Theft From Building	Theft From Coin-Operated Machine or Device	Theft From Motor Vehicle	Theft of Motor Vehicle Parts or Accessories	All Other Larceny	Larceny/Theft Offenses Total	Motor Vehicle Theft	Robbery	Stolen Property Offenses
Utah Motor Vehicle Enforcement Division	0	0	0	0	0	0	0	0	0	0	0	1
State Agencies Total	2	6	3	2	0	69	28	1,455	1,565	50	18	124
Totals	135	283	11,600	3,563	19	14,413	3,740	18,699	52,452	6,914	1,015	2,045

Crimes Against Society

Crimes Against Society are offenses that are classified as those that represent society's prohibition against engaging in certain types of activity. These are not crimes against persons because they do not actually involve an injured party; nor are they against property because property is not the object of the crime. This category includes things such as drug/narcotic offenses, gambling offenses, pornography/obscene material, and prostitution offenses.

Criminal incidents reported by the Utah Division of Wildlife Resources, Utah Highway Patrol, Utah State Parks and Recreation, Utah Motor Vehicle Enforcement Division, and the Utah Transit Authority PD may have occurred anywhere in the state where the agencies have jurisdiction.

NIBRS Crimes Against Society - Table One								
Agency Name	Animal Cruelty	Drug Equipment Violations	Drug/Narcotic Violations	Drug/Narcotic Offenses Total	Betting/Wagering	Gambling Equipment Violations	Operating/Promoting/Assisting	Gambling Offenses Total
Beaver County Sheriff	1	6	32	38	0	0	0	0
Beaver County Total	1	6	32	38	0	0	0	0
Box Elder County Sheriff	1	14	29	43	0	0	0	0
Brigham City PD	1	30	81	111	0	0	0	0
Mantua PD	0	3	8	11	0	0	0	0
Willard PD	0	0	1	1	0	0	0	0
Perry PD	1	8	66	74	0	0	0	0
Tremonton Garland PD	0	6	23	29	0	0	0	0
Box Elder County Total	3	61	208	269	0	0	0	0
Cache County Sheriff	0	103	161	264	0	0	0	0
Logan PD	3	288	400	688	0	0	0	0
North Park PD	1	12	13	25	0	0	0	0
Smithfield PD	1	7	9	16	0	0	0	0
Utah State University PD	0	4	9	13	0	0	0	0
Cache-Rich Drug Task Force	0	141	288	429	0	0	0	0
Cache County Total	5	555	880	1,435	0	0	0	0

NIBRS Crimes Against Society - Table One								
Agency Name	Animal Cruelty	Drug Equipment Violations	Drug/Narcotic Violations	Drug/Narcotic Offenses Total	Betting/Wagering	Gambling Equipment Violations	Operating/Promoting/Assisting	Gambling Offenses Total
Carbon County Sheriff	0	56	67	123	0	0	0	0
Price PD	0	87	163	250	0	0	0	0
Helper PD	0	46	45	91	0	0	0	0
Wellington PD	0	10	10	20	0	0	0	0
East Carbon PD	0	0	0	0	0	0	0	0
Utah State University - Eastern	No Data Submitted							
Carbon County Totals	0	199	285	484	0	0	0	0
Daggett County Sheriff	0	2	2	4	0	0	0	0
Daggett County Total	0	2	2	4	0	0	0	0
Davis County Sheriff	0	69	93	162	0	0	0	0
Bountiful PD	2	119	136	255	0	0	0	0
Clearfield PD	0	93	101	194	0	0	0	0
Layton PD	5	366	317	683	0	0	0	0
Centerville PD	0	70	66	136	0	0	0	0
Farmington PD	0	80	73	153	0	0	0	0
Kaysville PD	0	89	102	191	0	0	0	0
North Salt Lake PD	0	59	54	113	0	0	0	0
Sunset PD	0	64	53	117	0	0	0	0
West Bountiful PD	0	63	66	129	0	0	0	0
Woods Cross PD	0	69	66	135	0	0	0	0
Clinton PD	1	56	68	124	0	0	0	0
Syracuse PD	2	108	116	224	0	0	0	0
Davis County Task Force	0	21	113	134	0	0	0	0
Davis County Total	10	1,326	1,424	2,750	0	0	0	0
Duchesne County Sheriff	0	68	72	140	0	0	0	0
Roosevelt PD	0	123	124	247	0	0	0	0
Duchesne County Total	0	191	196	387	0	0	0	0

NIBRS Crimes Against Society - Table One								
Agency Name	Animal Cruelty	Drug Equipment Violations	Drug/Narcotic Violations	Drug/Narcotic Offenses Total	Betting/Wagering	Gambling Equipment Violations	Operating/Promoting/Assisting	Gambling Offenses Total
Emery County Sheriff	No Data Submitted							
Emery County Total	No Data Submitted							
Garfield County Sheriff	0	22	34	56	0	0	0	0
Garfield County Total	0	22	34	56	0	0	0	0
Grand County Sheriff	0	61	72	133	0	0	0	0
Moab PD	0	30	37	67	0	0	0	0
Grand County Total	0	91	109	200	0	0	0	0
Iron County Sheriff	2	123	145	268	0	0	0	0
Cedar City PD	0	130	165	295	0	0	0	0
Parowan PD	1	5	12	17	0	0	0	0
Southern Utah University PD	0	0	6	6	0	0	0	0
Brian Head Marshal	0	1	9	10	0	0	0	0
Iron County Task Force	0	18	62	80	0	0	0	0
Enoch PD	2	14	17	31	0	0	0	0
Iron County Total	5	291	416	707	0	0	0	0
Juab County Sheriff	0	43	60	103	0	0	0	0
Nephi PD	0	39	44	83	0	0	0	0
Juab County Total	0	82	104	186	0	0	0	0
Kane County Sheriff	0	66	78	144	0	0	0	0
Kanab PD	0	17	10	27	0	0	0	0
Big Water Town Marshal	0	2	1	3	0	0	0	0
Kane County Total	0	85	89	174	0	0	0	0
Millard County Sheriff	0	115	117	232	0	0	0	0

NIBRS Crimes Against Society - Table One								
Agency Name	Animal Cruelty	Drug Equipment Violations	Drug/Narcotic Violations	Drug/Narcotic Offenses Total	Betting/Wagering	Gambling Equipment Violations	Operating/Promoting/Assisting	Gambling Offenses Total
Millard County Total	0	115	117	232	0	0	0	0
Morgan County Sheriff	1	29	28	57	0	0	0	0
Morgan County Total	1	29	28	57	0	0	0	0
Piute County Sheriff	No Data Submitted							
Piute County Totals	No Data Submitted							
Rich County Sheriff	0	3	3	6	0	0	0	0
Rich County Total	0	3	3	6	0	0	0	0
Unified Police Dept. of Greater Salt Lake	0	403	724	1,127	0	0	0	0
Murray PD	0	201	252	453	0	0	0	0
Salt Lake City PD	24	1,529	1,694	3,223	0	1	3	4
South Salt Lake PD	2	832	410	1,242	0	0	0	0
Sandy PD	0	435	391	826	0	0	0	0
West Jordan PD	0	424	450	874	0	0	0	0
University of Utah PD	7	42	31	73	0	0	0	0
Draper PD	9	58	63	121	0	0	0	0
Riverton PD	0	37	72	109	0	0	0	0
South Jordan PD	0	111	150	261	0	0	0	0
Bluffdale PD	0	62	67	129	0	0	0	0
Alta Marshal	0	0	1	1	0	0	0	0
West Valley PD	0	663	633	1,296	0	0	0	0
Granite School District PD	0	57	296	353	0	0	0	0
Taylorsville PD	0	227	399	626	0	0	0	0
Cottonwood Heights PD	0	77	81	158	0	0	0	0
Herriman PD	0	48	69	117	0	0	0	0
Salt Lake County Total	42	5,206	5,783	10,989	0	1	3	4

NIBRS Crimes Against Society - Table One								
Agency Name	Animal Cruelty	Drug Equipment Violations	Drug/Narcotic Violations	Drug/Narcotic Offenses Total	Betting/Wagering	Gambling Equipment Violations	Operating/Promoting/Assisting	Gambling Offenses Total
San Juan County Sheriff	0	87	102	189	0	0	0	0
Blanding PD	0	58	63	121	0	0	0	0
San Juan County Total	0	145	165	310	0	0	0	0
Sanpete County Sheriff	0	20	53	73	0	0	0	0
Ephraim PD	0	16	25	41	0	0	0	0
Fairview PD	0	0	0	0	0	0	0	0
Moroni PD	No Data Submitted							
Mt. Pleasant PD	0	6	7	13	0	0	0	0
Spring City PD	0	0	1	1	0	0	0	0
Snow College PD	0	3	5	8	0	0	0	0
Gunnison Valley PD	No Data Submitted							
Sanpete County Total	0	45	91	136	0	0	0	0
Sevier County Sheriff	0	25	32	57	0	0	0	0
Richfield PD	0	81	113	194	0	0	0	0
Aurora PD	No Data Submitted							
Salina PD	0	0	0	0	0	0	0	0
Sevier County Total	0	106	145	251	0	0	0	0
Summit County Sheriff	0	66	115	181	0	0	0	0
Kamas PD	No Data Submitted							
Park City PD	0	21	43	64	0	0	0	0
Summit County Total	0	87	158	245	0	0	0	0
Tooele County Sheriff	4	96	106	202	0	0	0	0
Tooele PD	4	123	141	264	0	0	0	0
Grantsville PD	5	173	163	336	0	0	0	0
Wendover PD	No Data Submitted							

NIBRS Crimes Against Society - Table One								
Agency Name	Animal Cruelty	Drug Equipment Violations	Drug/Narcotic Violations	Drug/Narcotic Offenses Total	Betting/Wagering	Gambling Equipment Violations	Operating/Promoting/Assisting	Gambling Offenses Total
Tooele County Total	13	392	410	802	0	0	0	0
Uintah County Sheriff	0	65	74	139	0	0	0	0
Vernal PD	0	224	212	436	0	0	0	0
Naples PD	0	67	72	139	0	0	0	0
Uintah County Total	0	356	358	714	0	0	0	0
Utah County Sheriff	0	1,023	943	1,966	0	0	0	0
American Fork PD	0	358	345	703	0	0	0	0
Lehi PD	0	158	214	372	0	0	0	0
Orem DPS	0	514	487	1,001	0	0	0	0
Payson PD	0	100	97	197	0	0	0	0
Pleasant Grove PD	0	100	92	192	0	0	0	0
Provo PD	0	498	427	925	0	0	0	0
Spanish Fork PD	0	200	191	391	0	0	0	0
Springville PD	0	256	224	480	0	0	0	0
Lone Peak PD	0	48	45	93	0	0	0	0
Salem PD	0	30	40	70	0	0	0	0
Santaquin PD	0	41	37	78	0	0	0	0
Brigham Young University PD	0	3	6	9	0	0	0	0
Lindon PD	0	81	69	150	0	0	0	0
Mapleton PD	0	27	33	60	0	0	0	0
Utah Valley University PD	0	2	1	3	0	0	0	0
Utah County Major Crimes Task Force	0	209	215	424	0	0	0	0
Utah County Atty - Investigations Division	0	0	0	0	0	0	0	0
Saratoga Springs PD	0	156	155	311	0	0	0	0
Utah County Total	0	3,804	3,621	7,425	0	0	0	0
Wasatch County Sheriff	0	199	200	399	0	0	0	0

NIBRS Crimes Against Society - Table One								
Agency Name	Animal Cruelty	Drug Equipment Violations	Drug/Narcotic Violations	Drug/Narcotic Offenses Total	Betting/Wagering	Gambling Equipment Violations	Operating/Promoting/Assisting	Gambling Offenses Total
Heber City PD	0	117	119	236	0	0	0	0
Wasatch County Total	0	316	319	635	0	0	0	0
Washington County Sheriff	0	117	175	292	0	0	0	0
St. George PD	0	786	827	1,613	0	0	0	0
Hurricane PD	0	191	202	393	0	0	0	0
La Verkin PD	0	11	14	25	0	0	0	0
Springdale PD	0	9	14	23	0	0	0	0
Washington City PD	0	168	209	377	0	0	0	0
Hildale PD	0	6	7	13	0	0	0	0
Utah Tech University PD	0	2	1	3	0	0	0	0
Santa Clara-Ivins Public Safety	0	54	58	112	0	0	0	0
Washington County Total	0	1,344	1,507	2,851	0	0	0	0
Wayne County Sheriff	No Data Submitted							
Wayne County Total	No Data Submitted							
Weber County Sheriff	10	380	426	806	0	0	0	0
Ogden PD	15	938	783	1,721	0	0	0	0
Roy PD	13	120	131	251	0	0	1	1
South Ogden PD	6	168	161	329	0	0	0	0
North Ogden PD	6	96	113	209	0	0	0	0
Riverdale PD	5	55	55	110	0	0	0	0
Weber State University PD	0	9	14	23	0	0	0	0
Harrisville PD	0	42	47	89	0	0	0	0
Pleasant View PD	1	56	53	109	0	0	0	0
Weber Morgan Narcotics Strike Force	0	470	531	1,001	0	0	0	0
Weber County Total	56	2,334	2,314	4,648	0	0	1	1
Utah Transit PD	1	327	197	524	0	0	0	0

NIBRS Crimes Against Society - Table One								
Agency Name	Animal Cruelty	Drug Equipment Violations	Drug/Narcotic Violations	Drug/Narcotic Offenses Total	Betting/Wagering	Gambling Equipment Violations	Operating/Promoting/Assisting	Gambling Offenses Total
Utah Dept. of Natural Resources- Outdoor Rec.	No Data Submitted							
Utah Division of Wildlife Resources	0	13	20	33	0	0	0	0
Utah State Parks and Recreation	0	95	110	205	0	0	0	0
Utah Highway Patrol	0	2,661	3,008	5,669	1	0	0	1
Utah Motor Vehicle Enforcement Division	0	0	0	0	0	0	0	0
State Agencies Total	1	3,096	3,335	6,431	1	0	0	1
Totals								
	137	20,289	22,133	42,422	1	1	4	6

NIBRS Crimes Against Society - Table Two						
Agency Name	Pornography/Obscene Material	Prostitution	Assisting or Promoting Prostitution	Purchasing Prostitution	Prostitution Offenses Total	Weapon Law Violations
Beaver County Sheriff	3	0	0	0	0	11
Beaver County Total	3	0	0	0	0	11
Box Elder County Sheriff	0	0	0	0	0	6
Brigham City PD	12	1	0	0	1	17
Mantua PD	0	0	0	0	0	1
Willard PD	0	0	0	0	0	0
Perry PD	1	4	0	0	4	7
Tremonton Garland PD	2	0	0	0	0	7
Box Elder County Total	15	5	0	0	5	38
Cache County Sheriff	9	0	0	0	0	38
Logan PD	37	1	0	1	2	92
North Park PD	1	0	0	0	0	16
Smithfield PD	2	0	0	0	0	3
Utah State University PD	1	0	0	0	0	2
Cache-Rich Drug Task Force	0	0	0	0	0	38
Cache County Total	50	1	0	1	2	189
Carbon County Sheriff	4	0	0	0	0	4
Price PD	2	0	0	0	0	8
Helper PD	1	0	0	0	0	2
Wellington PD	2	0	0	0	0	2
East Carbon PD	0	0	0	0	0	0
Utah State University - Eastern	No Data Submitted					
Carbon County Totals	9	0	0	0	0	16
Daggett County Sheriff	0	0	0	0	0	0

NIBRS Crimes Against Society - Table Two						
Agency Name	Pornography/Obscene Material	Prostitution	Assisting or Promoting Prostitution	Purchasing Prostitution	Prostitution Offenses Total	Weapon Law Violations
Daggett County Total	0	0	0	0	0	0
Davis County Sheriff	15	1	0	0	1	33
Bountiful PD	15	1	0	0	1	18
Clearfield PD	14	0	0	0	0	42
Layton PD	36	7	0	0	7	124
Centerville PD	0	0	0	0	0	10
Farmington PD	7	0	0	0	0	26
Kaysville PD	9	1	0	0	1	7
North Salt Lake PD	2	1	0	0	1	12
Sunset PD	3	0	0	0	0	9
West Bountiful PD	0	0	0	0	0	1
Woods Cross PD	2	0	0	0	0	24
Clinton PD	2	0	0	0	0	7
Syracuse PD	10	0	0	0	0	7
Davis County Task Force	0	0	0	0	0	22
Davis County Total	115	11	0	0	11	342
Duchesne County Sheriff	17	0	0	0	0	35
Roosevelt PD	0	0	0	0	0	57
Duchesne County Total	17	0	0	0	0	92
Emery County Sheriff	No Data Submitted					
Emery County Total	No Data Submitted					
Garfield County Sheriff	0	0	0	0	0	6
Garfield County Total	0	0	0	0	0	6
Grand County Sheriff	1	0	0	0	0	6

NIBRS Crimes Against Society - Table Two						
Agency Name	Pornography/Obscene Material	Prostitution	Assisting or Promoting Prostitution	Purchasing Prostitution	Prostitution Offenses Total	Weapon Law Violations
Moab PD	0	0	0	0	0	0
Grand County Total	1	0	0	0	0	6
Iron County Sheriff	4	0	0	0	0	24
Cedar City PD	6	0	0	0	0	29
Parowan PD	0	0	0	0	0	3
Southern Utah University PD	0	0	0	0	0	0
Brian Head Marshal	0	0	0	0	0	1
Iron County Task Force	0	0	0	0	0	5
Enoch PD	2	0	0	0	0	2
Iron County Total	12	0	0	0	0	64
Juab County Sheriff	0	0	0	0	0	7
Nephi PD	1	0	0	0	0	10
Juab County Total	1	0	0	0	0	17
Kane County Sheriff	2	0	0	0	0	16
Kanab PD	0	0	0	0	0	3
Big Water Town Marshal	0	0	0	0	0	0
Kane County Total	2	0	0	0	0	19
Millard County Sheriff	7	0	0	0	0	17
Millard County Total	7	0	0	0	0	17
Morgan County Sheriff	0	0	0	0	0	6
Morgan County Total	0	0	0	0	0	6
Piute County Sheriff	No Data Submitted					
Piute County Totals	No Data Submitted					

NIBRS Crimes Against Society - Table Two						
Agency Name	Pornography/Obscene Material	Prostitution	Assisting or Promoting Prostitution	Purchasing Prostitution	Prostitution Offenses Total	Weapon Law Violations
Rich County Sheriff	0	0	0	0	0	1
Rich County Total	0	0	0	0	0	1
Unified Police Dept. of Greater Salt Lake	8	7	8	0	15	170
Murray PD	5	0	2	0	2	77
Salt Lake City PD	43	27	0	1	28	598
South Salt Lake PD	3	1	0	0	1	51
Sandy PD	16	0	4	0	4	118
West Jordan PD	58	0	0	0	0	151
University of Utah PD	0	0	0	0	0	3
Draper PD	5	0	0	0	0	21
Riverton PD	6	0	0	0	0	6
South Jordan PD	0	0	0	0	0	27
Bluffdale PD	3	0	0	0	0	10
Alta Marshal	0	0	0	0	0	0
West Valley PD	11	1	0	0	1	223
Granite School District PD	6	0	0	0	0	80
Taylorsville PD	7	0	1	0	1	91
Cottonwood Heights PD	0	0	0	0	0	16
Herriman PD	4	0	1	0	1	14
Salt Lake County Total	175	36	16	1	53	1,656
San Juan County Sheriff	0	0	0	0	0	14
Blanding PD	0	0	0	0	0	4
San Juan County Total	0	0	0	0	0	18
Sanpete County Sheriff	3	0	0	0	0	7
Ephraim PD	2	0	0	0	0	6

NIBRS Crimes Against Society - Table Two						
Agency Name	Pornography/Obscene Material	Prostitution	Assisting or Promoting Prostitution	Purchasing Prostitution	Prostitution Offenses Total	Weapon Law Violations
Fairview PD	0	0	0	0	0	0
Moroni PD	No Data Submitted					
Mt. Pleasant PD	1	0	0	0	0	0
Spring City PD	0	0	0	0	0	0
Snow College PD	0	0	0	0	0	0
Gunnison Valley PD	No Data Submitted					
Sanpete County Total	6	0	0	0	0	13
Sevier County Sheriff	0	0	0	0	0	6
Richfield PD	2	0	0	0	0	12
Aurora PD	No Data Submitted					
Salina PD	0	0	0	0	0	0
Sevier County Total	2	0	0	0	0	18
Summit County Sheriff	0	0	0	0	0	20
Kamas PD						
Park City PD	2	0	0	0	0	3
Summit County Total	2	0	0	0	0	23
Tooele County Sheriff	7	0	0	1	1	27
Tooele PD	13	2	0	1	3	35
Grantsville PD	8	0	0	0	0	24
Wendover PD	No Data Submitted					
Tooele County Total	28	2	0	2	4	86
Uintah County Sheriff	3	0	0	0	0	7
Vernal PD	5	1	0	0	1	36
Naples PD	3	0	0	0	0	12
Uintah County Total	11	1	0	0	1	55

NIBRS Crimes Against Society - Table Two						
Agency Name	Pornography/Obscene Material	Prostitution	Assisting or Promoting Prostitution	Purchasing Prostitution	Prostitution Offenses Total	Weapon Law Violations
Utah County Sheriff	5	5	0	0	5	104
American Fork PD	5	0	0	0	0	44
Lehi PD	8	0	0	0	0	57
Orem DPS	15	1	0	0	1	160
Payson PD	0	0	0	0	0	22
Pleasant Grove PD	11	1	0	0	1	35
Provo PD	10	1	0	0	1	109
Spanish Fork PD	5	0	0	0	0	22
Springville PD	3	0	0	0	0	39
Lone Peak PD	4	0	0	0	0	11
Salem PD	1	0	0	0	0	4
Santaquin PD	0	0	0	0	0	20
Brigham Young University PD	1	0	0	0	0	3
Lindon PD	0	0	0	0	0	15
Mapleton PD	0	0	0	0	0	4
Utah Valley University PD	0	0	0	0	0	0
Utah County Major Crimes Task Force	0	0	0	0	0	27
Utah County Atty - Investigations Division	0	0	0	0	0	0
Saratoga Springs PD	1	0	0	0	0	42
Utah County Total	69	8	0	0	8	718
Wasatch County Sheriff	2	0	0	0	0	14
Heber City PD	7	0	0	0	0	22
Wasatch County Total	9	0	0	0	0	36
Washington County Sheriff	3	0	0	0	0	20
St. George PD	15	2	0	0	2	110
Hurricane PD	11	0	0	0	0	25

NIBRS Crimes Against Society - Table Two						
Agency Name	Pornography/Obscene Material	Prostitution	Assisting or Promoting Prostitution	Purchasing Prostitution	Prostitution Offenses Total	Weapon Law Violations
La Verkin PD	0	0	0	0	0	1
Springdale PD	0	0	0	0	0	0
Washington City PD	4	1	0	0	1	30
Hildale PD	1	0	0	0	0	4
Utah Tech University PD	0	0	0	0	0	1
Santa Clara-Ivins Public Safety	0	0	0	0	0	5
Washington County Total	34	3	0	0	3	196
Wayne County Sheriff	No Data Submitted					
Wayne County Total	No Data Submitted					
Weber County Sheriff	15	2	0	0	2	77
Ogden PD	30	2	0	0	2	180
Roy PD	19	0	0	0	0	27
South Ogden PD	5	1	0	0	1	20
North Ogden PD	4	0	0	0	0	10
Riverdale PD	2	0	0	0	0	12
Weber State University PD	0	0	0	0	0	2
Harrisville PD	2	0	0	0	0	1
Pleasant View PD	1	0	0	0	0	4
Weber Morgan Narcotics Strike Force	0	0	0	0	0	106
Weber County Total	78	5	0	0	5	439
Utah Transit PD	0	0	0	0	0	8
Utah Dept. of Natural Resources-Outdoor Rec.	No Data Submitted					
Utah Division of Wildlife Resources	0	0	0	0	0	30
Utah State Parks and Recreation	1	0	0	0	0	12
Utah Highway Patrol	9	0	0	0	0	367
Utah Motor Vehicle Enforcement Division	0	0	0	0	0	0

NIBRS Crimes Against Society - Table Two						
Agency Name	Pornography/Obscene Material	Prostitution	Assisting or Promoting Prostitution	Purchasing Prostitution	Prostitution Offenses Total	Weapon Law Violations
State Agencies Total	10	0	0	0	0	417
Totals	656	72	16	4	92	4,499

NIBRS Crimes Against Totals

The following table shows each NIBRS Crime Categories' totals along with the population of an agency's jurisdiction. *The Crime Rate Per 1,000 shown in this table cannot be compared to that found in previous Crime in Utah reports where this information was calculated using both the population and the Summary form of reporting known as Index Crimes. The Index Crimes table only contained data for eight offenses whereas this table includes all offenses collected in each category of NIBRS.* Refer to the Introduction section of this report for further information.

Criminal incidents reported by the Utah Division of Wildlife Resources, Utah Highway Patrol, Utah State Parks and Recreation, Utah Motor Vehicle Enforcement Division, and the Utah Transit Authority PD may have occurred anywhere in the state where the agencies have jurisdiction. If the population field is blank that is because there is no designated population for those specific jurisdictions.

NIBRS Offenses						
Agency Name	Population	Crimes Against Persons Total	Crimes Against Property Total	Crimes Against Society Total	NIBRS Offenses Total	Crime Rate Per 1,000
Beaver County Sheriff	7,392	44	102	53	199	26.92
Beaver County Total	7,392	44	102	53	199	26.92
Box Elder County Sheriff	17,700	79	163	50	292	16.50
Brigham City PD	20,355	263	546	142	951	46.72
Mantua PD	1,336	5	8	12	25	18.71
Willard PD	2,251	10	30	1	41	18.21
Perry PD	5,921	78	173	87	338	57.08
Tremonton Garland PD	13,682	164	272	38	474	34.64
Box Elder County Total	61,245	599	1,192	330	2,121	34.63
Cache County Sheriff	53,155	330	635	311	1,276	24.01
Logan PD	56,267	518	1,367	822	2,707	48.11
North Park PD	16,904	101	197	43	341	20.17
Smithfield PD	14,455	93	116	22	231	15.98
Utah State University PD		27	58	16	101	
Cache-Rich Drug Task Force		16	7	467	490	

NIBRS Offenses						
Agency Name	Population	Crimes Against Persons Total	Crimes Against Property Total	Crimes Against Society Total	NIBRS Offenses Total	Crime Rate Per 1,000
Cache County Total	140,781	1,085	2,380	1,681	5,146	36.55
Carbon County Sheriff	6,757	63	107	131	301	44.55
Price PD	8,230	90	179	260	529	64.28
Helper PD	2,082	28	59	94	181	86.94
Wellington PD	1,587	19	20	24	63	39.70
East Carbon PD	1,531	5	10	0	15	9.80
Utah State University - Eastern		No Data Submitted				
Carbon County Totals	20,187	205	375	509	1,089	53.95
Daggett County Sheriff	996	0	0	4	4	4.02
Daggett County Total	996	0	0	4	4	4.02
Davis County Sheriff	28,261	150	346	211	707	25.02
Bountiful PD	45,098	224	1,110	291	1,625	36.03
Clearfield PD	32,586	434	996	250	1,680	51.56
Layton PD	84,636	866	2,455	855	4,176	49.34
Centerville PD	16,719	87	600	146	833	49.82
Farmington PD	24,935	142	651	186	979	39.26
Kaysville PD	33,004	116	445	208	769	23.30
North Salt Lake PD	22,679	183	749	128	1,060	46.74
Sunset PD	5,557	78	148	129	355	63.88
West Bountiful PD	5,981	60	200	130	390	65.21
Woods Cross PD	11,846	107	342	161	610	51.49
Clinton PD	23,784	159	465	134	758	31.87
Syracuse PD	34,354	133	564	243	940	27.36
Davis County Task Force		0	0	156	156	
Davis County Total	369,440	2,739	9,071	3,228	15,038	40.70
Duchesne County Sheriff	12,907	137	438	192	767	59.43
Roosevelt PD	7,004	130	316	304	750	107.08

NIBRS Offenses						
Agency Name	Population	Crimes Against Persons Total	Crimes Against Property Total	Crimes Against Society Total	NIBRS Offenses Total	Crime Rate Per 1,000
Duchesne County Total	19,911	267	754	496	1,517	76.19
Emery County Sheriff	10,053	No Data Submitted				
Emery County Total	10,053	No Data Submitted				
Garfield County Sheriff	5,145	10	58	62	130	25.27
Garfield County Total	5,145	10	58	62	130	25.27
Grand County Sheriff	4,338	59	119	140	318	73.31
Moab PD	5,263	183	202	67	452	85.88
Grand County Total	9,601	242	321	207	770	80.20
Iron County Sheriff	12,082	156	188	298	642	53.14
Cedar City PD	39,266	305	861	330	1,496	38.10
Parowan PD	3,230	31	35	21	87	26.93
Southern Utah University PD		30	53	6	89	
Brian Head Marshal	159	6	13	11	30	188.68
Iron County Task Force		0	5	85	90	
Enoch PD	8,518	59	51	37	147	17.26
Iron County Total	63,255	587	1,206	788	2,581	40.80
Juab County Sheriff	5,700	20	48	110	178	31.23
Nephi PD	6,739	55	118	94	267	39.62
Juab County Total	12,439	75	166	204	445	35.77
Kane County Sheriff	2,519	41	39	162	242	96.07
Kanab PD	5,324	30	64	30	124	23.29
Big Water Town Marshal	443	4	2	3	9	20.32
Kane County Total	8,286	75	105	195	375	45.26
Millard County Sheriff	13,255	141	219	256	616	46.47

NIBRS Offenses						
Agency Name	Population	Crimes Against Persons Total	Crimes Against Property Total	Crimes Against Society Total	NIBRS Offenses Total	Crime Rate Per 1,000
Millard County Total	13,255	141	219	256	616	46.47
Morgan County Sheriff	12,870	22	104	64	190	14.76
Morgan County Total	12,870	22	104	64	190	14.76
Piute County Sheriff	1,532	No Data Submitted				
Piute County Totals	1,532	No Data Submitted				
Rich County Sheriff	2,681	7	17	7	31	11.56
Rich County Total	2,681	7	17	7	31	11.56
Unified Police Dept. of Greater Salt Lake	210,254	2,428	8,435	1,320	12,183	57.94
Murray PD	48,884	783	3,792	537	5,112	104.57
Salt Lake City PD	201,373	6,128	20,342	3,920	30,390	150.91
South Salt Lake PD	26,021	536	2,110	1,299	3,945	151.61
Sandy PD	93,102	788	3,656	964	5,408	58.09
West Jordan PD	115,900	1,139	4,300	1,083	6,522	56.27
University of Utah PD		310	520	83	913	
Draper PD	53,049	351	1,384	156	1,891	35.65
Riverton PD	44,920	170	839	121	1,130	25.16
South Jordan PD	82,250	400	1,852	288	2,540	30.88
Bluffdale PD	20,386	111	321	142	574	28.16
Alta Marshal	217	2	24	1	27	124.42
West Valley PD	138,020	1,911	6,624	1,531	10,066	72.93
Granite School District PD		242	196	439	877	
Taylorsville PD	58,059	573	2,385	725	3,683	63.44
Cottonwood Heights PD	32,191	186	1,108	174	1,468	45.60
Herriman PD	60,138	303	998	136	1,437	23.90
Salt Lake County Total	1,184,764	16,361	58,886	12,919	88,166	74.42
San Juan County Sheriff	11,093	29	13	203	245	22.09

NIBRS Offenses						
Agency Name	Population	Crimes Against Persons Total	Crimes Against Property Total	Crimes Against Society Total	NIBRS Offenses Total	Crime Rate Per 1,000
Blanding PD	3,295	39	42	125	206	62.52
San Juan County Total	14,388	68	55	328	451	31.35
Sanpete County Sheriff	11,121	69	119	83	271	24.37
Ephraim PD	5,834	20	80	49	149	25.54
Fairview PD	1,278	0	1	0	1	0.78
Moroni PD	1,636	No Data Submitted				
Mt. Pleasant PD	3,836	17	42	14	73	19.03
Spring City PD	998	1	5	1	7	7.01
Snow College PD		5	26	8	39	
Gunnison Valley PD	4,880	No Data Submitted				
Sanpete County Total	29,583	112	273	155	540	18.25
Sevier County Sheriff	10,202	82	111	63	256	25.09
Richfield PD	8,379	131	376	208	715	85.33
Aurora PD	1,031	No Data Submitted				
Salina PD	2,559	4	0	0	4	1.56
Sevier County Total	22,171	217	487	271	975	43.98
Summit County Sheriff	32,796	168	564	201	933	28.45
Kamas PD	2,250	No Data Submitted				
Park City PD	8,516	164	448	69	681	79.97
Summit County Total	43,562	332	1,012	270	1,614	37.05
Tooele County Sheriff	25,903	253	583	241	1,077	41.58
Tooele PD	38,318	563	1,414	319	2,296	59.92
Grantsville PD	14,431	163	276	373	812	56.27
Wendover PD	1,139	No Data Submitted				
Tooele County Total	79,791	979	2,273	933	4,185	52.45
Uintah County Sheriff	23,883	114	138	149	401	16.79

NIBRS Offenses						
Agency Name	Population	Crimes Against Persons Total	Crimes Against Property Total	Crimes Against Society Total	NIBRS Offenses Total	Crime Rate Per 1,000
Vernal PD	10,368	255	586	478	1,319	127.22
Naples PD	2,383	18	52	154	224	94.00
Uintah County Total	36,634	387	776	781	1,944	53.07
Utah County Sheriff	82,546	316	702	2,080	3,098	37.53
American Fork PD	45,310	294	1,201	752	2,247	49.59
Lehi PD	83,071	472	1,313	437	2,222	26.75
Orem DPS	97,430	855	2,874	1,177	4,906	50.35
Payson PD	22,989	170	361	219	750	32.62
Pleasant Grove PD	38,095	214	754	239	1,207	31.68
Provo PD	114,120	786	2,673	1,045	4,504	39.47
Spanish Fork PD	45,005	241	862	418	1,521	33.80
Springville PD	36,907	215	693	522	1,430	38.75
Lone Peak PD	30,258	47	252	108	407	13.45
Salem PD	10,308	29	120	75	224	21.73
Santaquin PD	18,598	76	179	98	353	18.98
Brigham Young University PD		15	158	13	186	
Lindon PD	11,922	49	513	165	727	60.98
Mapleton PD	13,415	42	95	64	201	14.98
Utah Valley University PD		2	48	3	53	
Utah County Major Crimes Task Force		1	14	451	466	
Utah County Atty - Investigations Division		2	2	0	4	
Saratoga Springs PD	50,850	253	680	354	1,287	25.31
Utah County Total	700,824	4,079	13,494	8,220	25,793	36.80
Wasatch County Sheriff	19,507	90	151	415	656	33.63
Heber City PD	17,659	89	280	265	634	35.90
Wasatch County Total	37,166	179	431	680	1,290	34.71
Washington County Sheriff	14,151	133	197	315	645	45.58
St. George PD	104,158	803	2,731	1,740	5,274	50.63

NIBRS Offenses						
Agency Name	Population	Crimes Against Persons Total	Crimes Against Property Total	Crimes Against Society Total	NIBRS Offenses Total	Crime Rate Per 1,000
Hurricane PD	23,607	279	623	429	1,331	56.38
La Verkin PD	4,582	52	116	26	194	42.34
Springdale PD	589	13	38	23	74	125.64
Washington City PD	33,535	230	768	412	1,410	42.05
Hildale PD	1,198	13	15	18	46	38.40
Utah Tech University PD		10	31	4	45	
Santa Clara-Ivins Public Safety	18,275	36	122	117	275	15.05
Washington County Total	200,095	1,569	4,641	3,084	9,294	46.45
Wayne County Sheriff	2,608	No Data Submitted				
Wayne County Total	2,608	No Data Submitted				
Weber County Sheriff	76,818	470	1,291	910	2,671	34.77
Ogden PD	86,870	1,761	3,900	1,948	7,609	87.59
Roy PD	39,305	461	798	311	1,570	39.94
South Ogden PD	17,585	160	400	361	921	52.37
North Ogden PD	21,977	131	368	229	728	33.13
Riverdale PD	9,408	105	632	129	866	92.05
Weber State University PD		22	54	25	101	
Harrisville PD	6,948	51	329	92	472	67.93
Pleasant View PD	11,234	58	152	115	325	28.93
Weber Morgan Narcotics Strike Force		6	31	1,107	1,144	
Weber County Total	270,145	3,225	7,955	5,227	16,407	60.73
Utah Transit PD		209	2,264	533	3,006	
Utah Dept. of Natural Resources-Outdoor Rec.		No Data Submitted				
Utah Division of Wildlife Resources		4	28	63	95	
Utah State Parks and Recreation		13	43	218	274	
Utah Highway Patrol		227	309	6,046	6,582	
Utah Motor Vehicle Enforcement Division		0	78	0	78	
State Agency Totals		453	2,722	6,860	10,035	

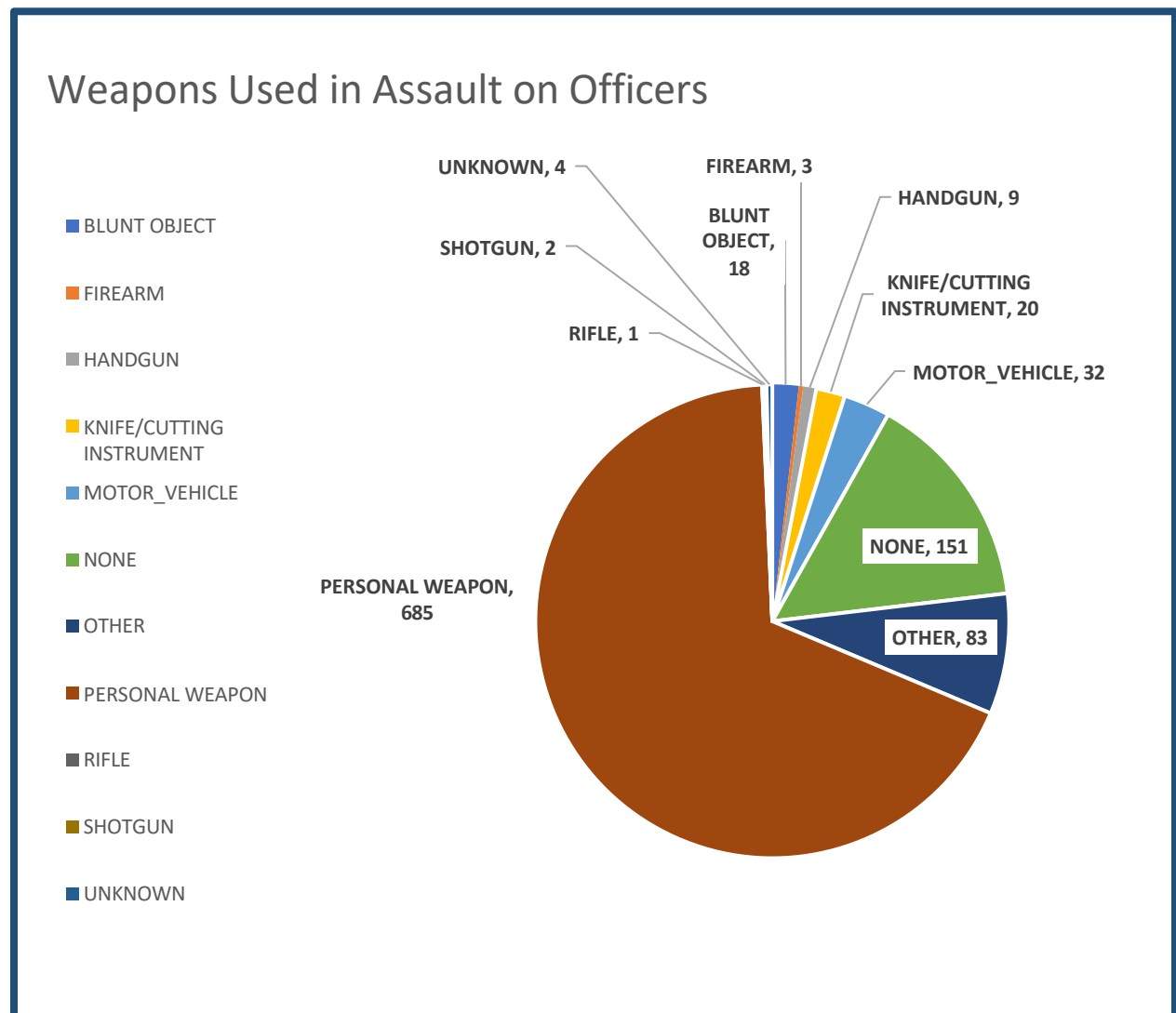
NIBRS Offenses						
Agency Name	Population	Crimes Against Persons Total	Crimes Against Property Total	Crimes Against Society Total	NIBRS Offenses Total	Crime Rate Per 1,000
Total	3,380,800	34,059	109,075	47,812	190,946	56.48

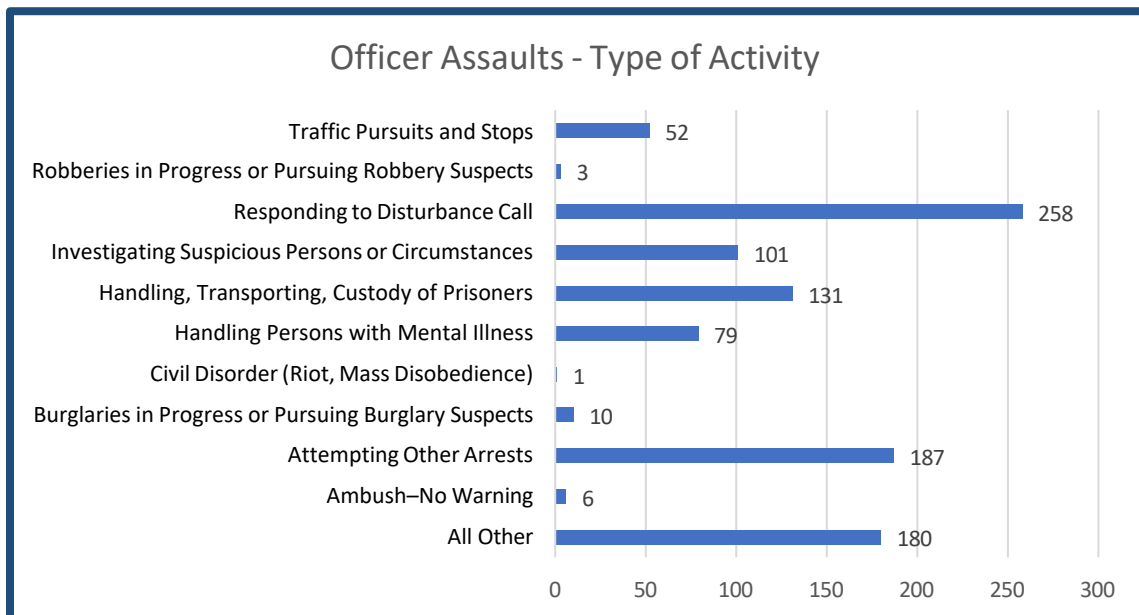
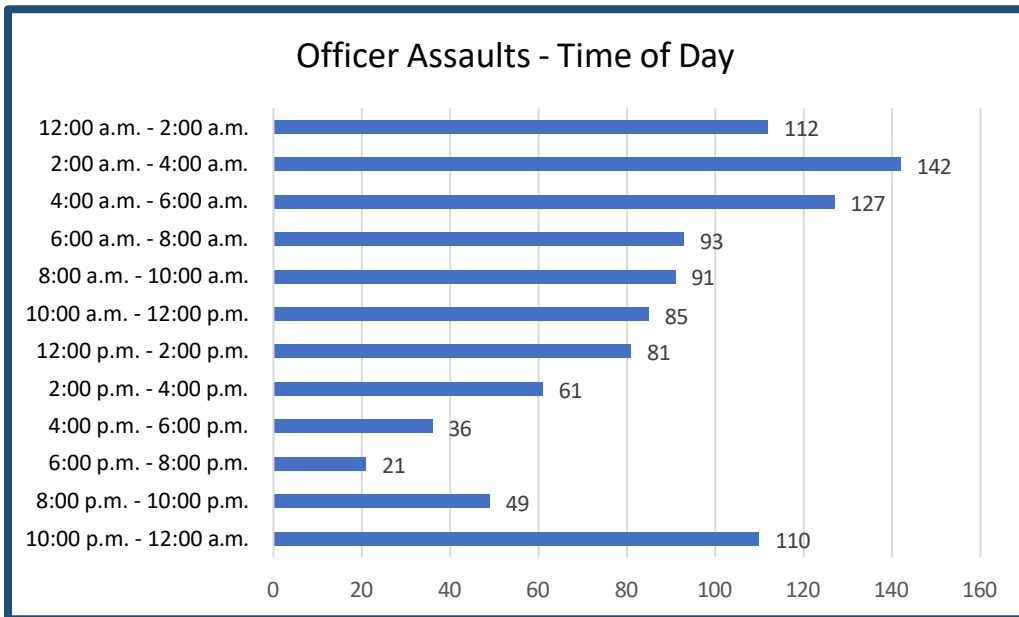
Law Enforcement Officers Killed and Assaulted

When reviewing the information on Law Enforcement Officers Killed and Assaulted (LEOKA) the following needs to be considered:

- The data in the tables and charts reflect the number of victim officers, not the number of incidents or weapons used.
- The UCR program considers any part of the body that can be used as weapons (such as hands, fists, or feet) to be personal weapons and designates them as such in its data.
- Not all agencies submit data on the number of officers assaulted in their jurisdiction.

More information pertaining to this data may be found on the [Crime in Utah Dashboards](#).





Law Enforcement Employees per Agency

Because of law enforcement's varying service requirements and functions as well as the diverse demographic traits and characteristics of jurisdictions, use caution when drawing comparisons between agency staffing levels based upon police employment data from the UCR program. It must be remembered that the totals given for sworn officers for any particular agency reflect not only the patrol officers on the street but also officers assigned to various other duties such as those in administrative and investigative positions as well as those assigned to special teams.

Data Collection:

- Each year, law enforcement agencies in Utah report the total number of sworn law enforcement officers and civilians in their agency as of October 31st to the UCR program.
- The UCR program defines law enforcement officers as full-time, sworn personnel that possess full arrest powers, and carry a weapon. Their primary duties include responding to routine calls for police service, emergency situations, or crime scenes; performing routine patrol; rendering emergency services, enforcing criminal laws and traffic regulations; and investigating violations of criminal laws and traffic accidents. These employees' salaries are paid from law enforcement funds. In addition, correctional officers and police cadets are included in the officer counts *only* if they are sworn and possess full arrest powers.
- Civilian counts are inclusive of all full-time employees of the agency, e.g., dispatchers, clerks, and meter attendants. These employees' salaries are paid from law enforcement funds. Furthermore, correctional officers or jailers that have no police or arrest powers outside the jail are counted as civilians as long as their salaries are paid from the funds of the law enforcement agency.

Overview:

- In 2022, sworn officers accounted for 70.48% of all law enforcement personnel in Utah.
- The number of full-time law enforcement employees (civilian and sworn) per 1,000 inhabitants in Utah for 2022 was 2.28; the rate of sworn officers was 1.61 per 1,000. The UCR program computes these rates by taking the number of employees, dividing by the population of an agency's jurisdiction, and multiplying by 1,000. These numbers do not include the agencies that did not submit employee data in 2022.
- Female employees accounted for 56.48% of all full-time civilian law enforcement employees in 2022.
- Males accounted for 91.15% of all full-time sworn law enforcement officers in 2022.

As of October 31, 2022, there were 5,437 sworn law enforcement officers in Utah. Female officers made up 8.85% (481 officers) with male officers making up 91.15% (4,956) of the sworn law enforcement officers employed full-time in Utah. *These numbers do not include the agencies that did not submit employee data in 2022.*

*Some task forces report their employee counts under the originating or home agency.

Law Enforcement Employees Per Agency					
Agency Name	Population	Fulltime Employee Per 1,000	Total Officer	Total Civilian	Total Employee
Beaver County Sheriff	7,392	10.55	23	55	78
Beaver County Total	7,392	10.55	23	55	78
Box Elder County Sheriff	17,700	4.35	26	51	77
Brigham City PD	20,355	No Data Submitted			
Mantua PD	1,336	No Data Submitted			
Willard PD	2,251	0.89	2	0	2
Perry PD	5,921	1.35	7	1	8
Tremonton Garland PD	13,682	1.17	14	2	16
Box Elder County Total	61,245	1.68	49	54	103
Cache County Sheriff	53,155	2.92	134	21	155
Logan PD	56,267	1.44	52	29	81
North Park PD	16,904	No Data Submitted			
Smithfield PD	14,455	0.83	12	0	12
Utah State University PD	0	0	17	12	29
Cache-Rich Drug Task Force	0	0	5	0	5
Cache County Total	140,781	2.00	220	62	282
Carbon County Sheriff	6,757	7.40	25	25	50
Price PD	8,230	2.43	16	4	20
Helper PD	2,082	2.40	5	0	5
Wellington PD	1,587	1.89	3	0	3
East Carbon PD	1,531	2.61	4	0	4
Utah State University - Eastern	0	No Data Submitted			
Carbon County Totals	20,187	4.06	53	29	82
Daggett County Sheriff	996	6.02	5	1	6
Daggett County Total	996	6.02	5	1	6

Law Enforcement Employees Per Agency					
Agency Name	Population	Fulltime Employee Per 1,000	Total Officer	Total Civilian	Total Employee
Davis County Sheriff	28,261	10.23	82	207	289
Bountiful PD	45,098	1.26	38	19	57
Clearfield PD	32,586	1.32	30	13	43
Layton PD	84,636	1.31	84	27	111
Centerville PD	16,719	1.38	20	3	23
Farmington PD	24,935	1.04	24	2	26
Kaysville PD	33,004	1.06	32	3	35
North Salt Lake PD	22,679	1.37	27	4	31
Sunset PD	5,557	1.44	7	1	8
West Bountiful PD	5,981	No Data Submitted			
Woods Cross PD	11,846	1.60	18	1	19
Clinton PD	23,784	1.01	23	1	24
Syracuse PD	34,354	0.73	23	2	25
Davis County Task Force	0	0	0	1	1
Davis County Total	369,440	1.87	408	284	692
Duchesne County Sheriff	12,907	4.96	24	40	64
Roosevelt PD	7,004	2.43	15	2	17
Duchesne County Total	19,911	4.07	39	42	81
Emery County Sheriff	10,053	3.58	24	12	36
Emery County Total	10,053	3.58	24	12	36
Garfield County Sheriff	5,145	6.22	14	18	32
Garfield County Total	5,145	6.22	14	18	32
Grand County Sheriff	4,338	9.22	18	22	40
Moab PD	5,263	4.56	15	9	24
Grand County Total	9,601	6.67	33	31	64
Iron County Sheriff	12,082	7.28	35	53	88
Cedar City PD	39,266	1.27	42	8	50
Parowan PD	3,230	1.86	5	1	6

Law Enforcement Employees Per Agency					
Agency Name	Population	Fulltime Employee Per 1,000	Total Officer	Total Civilian	Total Employee
Southern Utah University PD	0	0	6	1	7
Brian Head Marshal	159	No Data Submitted			
Iron County Task Force	0	No Data Submitted			
Enoch PD	8,518	1.06	7	2	9
Iron County Total	63,255	2.53	95	65	160
Juab County Sheriff	5,700	4.91	14	14	28
Nephi PD	6,739	2.08	11	3	14
Juab County Total	12,439	3.38	25	17	42
Kane County Sheriff	2,519	21.04	27	26	53
Kanab PD	5,324	1.69	8	1	9
Big Water Town Marshal	443	2.26	1	0	1
Kane County Total	8,286	7.60	36	27	63
Millard County Sheriff	13,255	4.00	28	25	53
Millard County Total	13,255	4.00	28	25	53
Morgan County Sheriff	12,870	1.24	14	2	16
Morgan County Total	12,870	1.24	14	2	16
Piute County Sheriff	1,532	3.92	5	1	6
Piute County Total	1,532	3.92	5	1	6
Rich County Sheriff	2,681	No Data Submitted			
Rich County Total	2,681	No Data Submitted			
Unified Police Dept. of Greater Salt Lake	210,254	1.91	320	82	402
Murray PD	48,884	1.88	78	14	92
Salt Lake City PD	201,373	3.38	554	127	681
South Salt Lake PD	26,021	3.11	64	17	81
Sandy PD	93,102	1.61	118	32	150
West Jordan PD	115,900	1.36	124	34	158

Law Enforcement Employees Per Agency					
Agency Name	Population	Fulltime Employee Per 1,000	Total Officer	Total Civilian	Total Employee
University of Utah PD	0	0	46	4	50
Draper PD	53,049	No Data Submitted			
Riverton PD	44,920	0.89	36	4	40
South Jordan PD	82,250	0.84	60	9	69
Bluffdale PD	20,386	0.74	15	0	15
Alta Marshal	217	No Data Submitted			
West Valley PD	138,020	2.04	229	53	282
Granite School District PD	0	0	22	8	30
Taylorsville PD	58,059	No Data Submitted			
Cottonwood Heights PD	32,191	1.43	39	7	46
Herriman PD	60,138	No Data Submitted			
Salt Lake County Total	1,184,764	1.77	1,705	391	2,096
San Juan County Sheriff	11,093	No Data Submitted			
Blanding PD	3,295	1.82	5	1	6
San Juan County Total	14,388	0.42	5	1	6
Sanpete County Sheriff	11,121	5.66	29	34	63
Ephraim PD	5,834	1.54	8	1	9
Fairview PD	1,278	No Data Submitted			
Moroni	1,636	No Data Submitted			
Mt. Pleasant PD	3,836	1.30	5	0	5
Spring City PD	998	1.00	1	0	1
Snow College PD	0	No Data Submitted			
Gunnison Valley PD	4,880	1.02	4	1	5
Sanpete County Total	29,583	2.81	47	36	83
Sevier County Sheriff	10,202	5.88	48	12	60
Richfield PD	8,379	2.15	16	2	18
Aurora PD	1,031	No Data Submitted			
Salina PD	2,559	1.56	3	1	4
Sevier County Total	22,171	3.70	67	15	82

Law Enforcement Employees Per Agency					
Agency Name	Population	Fulltime Employee Per 1,000	Total Officer	Total Civilian	Total Employee
Summit County Sheriff	32,796	3.38	66	45	111
Kamas PD	2,250	No Data Submitted			
Park City PD	8,516	4.46	33	5	38
Summit County Total	43,562	3.42	99	50	149
Tooele County Sheriff	25,903	3.44	26	63	89
Tooele PD	38,318	1.33	42	9	51
Grantsville PD	14,431	1.59	20	3	23
Wendover PD	1,139	No Data Submitted			
Tooele County Total	79,791	2.04	88	75	163
Uintah County Sheriff	23,883	3.89	29	64	93
Vernal PD	10,368	2.51	23	3	26
Naples PD	2,383	2.52	5	1	6
Uintah County Total	36,634	3.41	57	68	125
Utah County Sheriff	82,546	5.10	178	243	421
American Fork PD	45,310	1.28	51	7	58
Lehi PD	83,071	0.82	62	6	68
Orem DPS	97,430	1.26	96	27	123
Payson PD	22,989	1.09	22	3	25
Pleasant Grove PD	38,095	0.84	28	4	32
Provo PD	114,120	1.25	114	29	143
Spanish Fork PD	45,005	1.00	41	4	45
Springville PD	36,907	1.14	31	11	42
Lone Peak PD	30,258	0.63	16	3	19
Salem PD	10,308	1.36	13	1	14
Santaquin PD	18,598	0.91	15	2	17
Brigham Young University PD	0	0	19	4	23
Lindon PD	11,922	1.43	15	2	17
Mapleton PD	13,415	0.89	11	1	12
Utah Valley University PD	0	0	20	15	35
Utah County Major Crimes Task Force	0	0	0	1	1

Law Enforcement Employees Per Agency					
Agency Name	Population	Fulltime Employee Per 1,000	Total Officer	Total Civilian	Total Employee
Utah County Atty - Investigations Division	0	0	7	2	9
Saratoga Springs PD	50,850	0.63	27	5	32
Utah County Total	700,824	1.62	766	370	1,136
Wasatch County Sheriff	19,507	3.79	38	36	74
Heber City PD	17,659	1.64	23	6	29
Wasatch County Total	37,166	2.77	61	42	103
Washington County Sheriff	14,151	11.45	43	119	162
St. George PD	104,158	No Data Submitted			
Hurricane PD	23,607	1.65	36	3	39
La Verkin PD	4,582	No Data Submitted			
Springdale PD	589	18.68	10	1	11
Washington City PD	33,535	1.28	34	9	43
Hildale PD	1,198	19.20	10	13	23
Utah Tech University PD	0	0	7	1	8
Santa Clara-Ivins Public Safety	18,275	0.98	15	3	18
Washington County Total	200,095	1.52	155	149	304
Wayne County Sheriff	2,608	1.92	4	1	5
Wayne County Total	2,608	1.92	4	1	5
Weber County Sheriff	76,818	4.06	224	88	312
Ogden PD	86,870	2.11	144	39	183
Roy PD	39,305	1.20	39	8	47
South Ogden PD	17,585	1.48	21	5	26
North Ogden PD	21,977	1.27	22	6	28
Riverdale PD	9,408	No Data Submitted			
Weber State University PD	0	No Data Submitted			
Harrisville PD	6,948	1.58	10	1	11
Pleasant View PD	11,234	1.25	12	2	14
Weber Morgan Narcotics Strike Force	0	0	0	0	0
Weber County Total	270,145	2.30	472	149	621

Law Enforcement Employees Per Agency					
Agency Name	Population	Fulltime Employee Per 1,000	Total Officer	Total Civilian	Total Employee
Utah Transit PD	0	0	76	6	82
Utah Dept. of Natural Resources-Outdoor Rec.	0	0	8	3	11
Utah Division of Wildlife Resources	0	0	76	10	86
Utah State Parks and Recreation	0	0	63	1	64
Utah Highway Patrol	0	0	600	169	769
Utah Motor Vehicle Enforcement Division	0	0	17	16	33
State Agencies Totals	0	0	840	205	1,045
Total	3,380,800	2.28	5,437	2,277	7,714

Glossary

The following terms are defined according to the FBI's Uniform Crime Reporting program. These definitions may be found in the FBI's NIBRS User Manual located at ucr.fbi.gov.

Adult: An individual 18 years of age or older.

Aggravated Assault: An unlawful attack by one person upon another wherein the offender uses a weapon or displays it in a threatening manner, or the victim suffers obvious severe or aggravated bodily injury involving apparent broken bones, loss of teeth, possible internal injury, severe laceration, or loss of consciousness.

All Other Offenses: All crimes that are not Group A offenses and not included in one of the specifically named Group B crime categories, excluding traffic offenses. Agencies that submit Summary based data record all arrests that cannot be categorized under any other Part II category in "All Other Offenses".

American Indian or Alaska Native- Race: A person having origins in any of the original peoples of North and South America (including Central America) and who maintains cultural identification through tribal affiliation or community recognition. The other four categories of race are Asian, Black or African American, Native Hawaiian or Other Pacific Islander, and White.

Arson: To unlawfully and intentionally damage or attempt to damage any real or personal property by fire or incendiary device.

Asian- Race: A person having origins in any of the original peoples of the Far East, Southeast Asia, the Indian subcontinent including, for example, Cambodia, China, India, Japan, Korea, Malaysia, Pakistan, the Philippine Islands, Thailand, and Vietnam. The other four categories of race are American Indian or Alaska Native, Black or African American, Native Hawaiian or Other Pacific Islander, and White.

Bad Checks: Knowingly and intentionally writing and/or negotiating checks drawn against insufficient or nonexistent funds. Does not include counterfeit checks or forged checks.

Black or African American- Race: A person having origins in any of the black racial groups of Africa. The other four categories of race are American Indian or Alaska Native, Asian, Native Hawaiian or Other Pacific Islander, and White.

Blackmail: see Extortion/Blackmail

Bribery: The offering, giving, receiving, or soliciting of anything of value (e.g. a bribe, gratuity, or kickback) to sway the judgment or action of a person in a position of trust or influence.

Burglary/Breaking and Entering: The unlawful entry into a building or other structure with the intent to commit a felony or a theft.

Clearance: Incidents may be cleared by arrest or by exceptional means:

Clearance by arrest: An offense is cleared by arrest or solved for crime reporting purposes when at least one person is 1) arrested, 2) charged with the commission of the offense; and then turned over to the court for prosecution (whether following arrest, court summons, or police notice). Although no physical arrest is made, a clearance may occur when the offender is a person under 18 years of age and is cited to appear in juvenile court or before other juvenile authorities.

Clearance by Exception: The FBI's Uniform Crime Reporting Program states that "in certain situations, law enforcement is not able to follow the three outlined steps under 'clearance by arrest' to clear offenses known to them". However, "if the following questions can be answered 'yes', the offense is considered to be 'Cleared by Exception':

1. Has the investigation definitely established the identity of the offender?
2. Is there enough information to support an arrest, charge, and turning over to the court for prosecution?
3. Is the exact location of the offender known so that the subject could be taken into custody now?
4. Is there some reason outside law enforcement control that precludes arresting, charging, and prosecuting the offender?

Some examples of exceptional clearance situations (these examples are not all inclusive):

- Death of the offender (suicide, killed by law enforcement, murder-suicide situation, natural causes)
- Deathbed confession by offender
- Offender already in custody or serving sentence for another offense
- Extradition denied
- Victim refuses to cooperate in prosecution
- The handing over of a juvenile offender to his/her parents in instances involving minor offenses where no referral is made to juvenile court

Consumable Goods: Expendable items used by humans for nutrition, enjoyment, or hygiene (e.g., food, non-alcoholic beverages, grooming products, cigarettes, firewood, etc.)

Counterfeiting/Forgery: The altering, copying, or imitation of something, without authority or right, with the intent to deceive or defraud by passing the copy or thing altered or imitated as that which is original or genuine; or, the selling, buying, or possession of an altered, copied, or imitated thing with the intent to deceive or defraud.

Crime Rate Per 1,000: Number of crimes committed for every 1,000 residents. Breaking down the number of crimes by size of population is one way to gauge how an agency's crime rates compare with those of other agencies. Crime Rate per 1,000 is calculated by dividing the

agency's number of crimes by the agency's population and multiplying the result by 1,000.
 ((Crimes/Population) *1,000)

Curfew/Loitering/Vagrancy Violations: The violation of a court order, regulation, ordinance, or law requiring the withdrawal of persons from the streets or other specified areas; prohibiting persons from remaining in an area or place in an idle or aimless manner; or prohibiting persons from going place to place without visible means of support.

Dangerous Nonnarcotic Drugs: The drug category "Dangerous Non-narcotic Drugs" includes drugs such as barbiturates, Benzedrine, etc.

Destruction/Damage/Vandalism of Property: To willfully or maliciously destroy, damage, deface, or otherwise injure real or personal property without the consent of the owner or the person having custody or control of it.

Disorderly Conduct: Any behavior that tends to disturb the public peace or decorum, scandalize the community, or shock the public sense of morality.

Driving Under the Influence: Driving or operating a motor vehicle or common carrier while mentally or physically impaired as the result of consuming an alcoholic beverage or using a drug or narcotic. This offense includes driving while intoxicated and operating an airplane, boat, bus, streetcar, train, etc., while under the influence.

Drug/Narcotic Offenses: The violation of laws prohibiting the production, distribution, and/or use of certain controlled substances and the equipment or devices utilized in their preparation and/or use.

Drug/Narcotic Violations: The unlawful cultivation, manufacture, distribution, sale, purchase, use, possession, transportation, or importation of any controlled drug or narcotic substance.

Drug Equipment Violations: The unlawful manufacture, sale, purchase, possession, or transportation of equipment or devices utilized in preparing and/or using drugs or narcotics.

Drunkness: To drink alcoholic beverages to the extent that one's mental faculties and physical coordination are substantially impaired. This offense does not include Driving Under the Influence, but does include drunk and disorderly, common drunkard, habitual drunkard, and intoxication.

Embezzlement: The unlawful misappropriation by an offender to his/her own use or purpose of money, property, or some other thing of value entrusted to his/her care, custody, or control.

Extortion/Blackmail: To unlawfully obtain money, property, or any other thing of value, either tangible or intangible, through the use or threat of force, misuse of authority, threat of criminal prosecution, threat of destruction of reputation or social standing, or through other coercive means.

Family Offenses, Nonviolent: Unlawful, nonviolent acts by a family member (or legal guardian) that threaten the physical, mental, or economic well-being or morals of another family member and that are not classifiable as other offenses, such as Assault, Incest, and Statutory Rape. This offense includes: abandonment, desertion, neglect, nonsupport, nonviolent abuse, and nonviolent cruelty to other family members. It also includes the nonpayment of court-ordered alimony, as long as it is not illegal within the reporting jurisdiction.

Firearms: Weapons that fire a projectile by force of an explosion, e.g., handguns, rifles, shotguns, assault rifles, semiautomatics, homemade guns, flare guns, etc. This does not include “BB,” pellet, or gas-powered guns.

Fondling: The touching of the private body parts of another person for the purpose of sexual gratification, without the consent of the victim, including instances where the victim is incapable of giving consent because of his/her age or because of his/her temporary or permanent mental or physical incapacity. For NIBRS purposes, this falls under the category of “Sex Offenses”.

Fraud: The intentional perversion of the truth for the purpose of inducing another person or other entity in reliance upon it to part with something of value or to surrender a legal right.

Gambling Offenses: To unlawfully bet or wager money or something else of value; assist, promote, or operate a game of chance for money or some other stake; possess or transmit wagering information; manufacture, sell purchase, possess, or transport gambling equipment, devices, or goods; or tamper with the outcome of a sporting event or contest to gain a gambling advantage.

Group A Offenses: Agencies that submit data using the National Incident Based Reporting (NIBRS) system submit detailed data on 24 “Group A” Offenses, which include: Arson, Assault Offenses, Bribery, Burglary, Counterfeiting/Forgery, Destruction/Damage/Vandalism of Property, Drug/Narcotic Offenses, Embezzlement, Extortion/Blackmail, Fraud Offenses, Gambling Offenses, Homicide Offenses, Kidnapping/Abduction, Larceny/Theft Offenses, Motor Vehicle Theft, Pornography/Obscene Material, Prostitution Offenses, Robbery, Sex Offenses (Forcible), Sex Offenses (Non-forcible), Stolen Property Offenses, and Weapon Law Violations. In contrast, agencies that submit data using the Summary Based Reporting system only submit detailed data on the eight “Index Crimes”.

Group B Offenses: Agencies that submit data using the National Incident Based Reporting (NIBRS) system submit arrest data on the 10 “Group B Offenses” of Bad Checks, Curfew/Loitering/Vagrancy Violations, Disorderly Conduct, DUI, Drunkenness, Family Offenses (Nonviolent), Liquor Law Violations, Peeping Tom, Trespass, and All Other Offenses.

Hate Crime: A criminal offense committed against a person or property which is motivated, in whole or in part, by the offender's bias against a race, religion, ethnic/national origin group, sexual orientation group, or disability.

Hispanic- Ethnicity: All persons of Mexican, Puerto Rican, Cuban, Central or South American, or other Spanish culture or origin, regardless of race. The other category of ethnicity is Non-Hispanic.

Homicide (Murder and Non-Negligent Manslaughter): The willful non-negligent killing of one human being by another.

Household Goods: Items normally used to furnish a residence; furniture, appliances, utensils, air conditioning/heating equipment, mailboxes, household lighting, etc. This does not include radios, televisions, DVD or CD players, etc.

Incest: Non-forcible sexual intercourse between persons who are related to each other within the degrees wherein marriage is prohibited by law. For NIBRS purposes, this falls under the category of "Sex Offenses, Non-Forcible/Consensual".

Index Crimes: "Index Crimes" (also referred to as "Part I Crimes") are the offenses of Homicide, Rape, Robbery, Aggravated Assault, Burglary, Larceny/Theft, Motor Vehicle Theft, and Arson.

Intimidation: To unlawfully place another person in reasonable fear of bodily harm through the use of threatening words and/or other conduct but without displaying a weapon or subjecting the victim to actual physical attack. This offense includes stalking. An offender can make threats associated with intimidation in person, over the phone, or in writing.

Jewelry/Precious Metals: Articles made of gold, silver, precious stones, etc. used for personal adornment e.g. bracelets, necklaces, rings, watches, platinum, loose gems, etc.

Juvenile: An individual 17 years of age or younger.

Kidnapping/abduction: The unlawful seizure, transportation, and/or detention of a person against his/her will or of a minor without the consent of his/her custodial parent(s) or legal guardian. This offense includes hostage and parental abduction situations.

Knife/Cutting Instrument: Any device that may be used as a knife or a cutting instrument, including, but not limited to: knives, razors, hatchets, axes, cleavers, scissors, glass, broken bottles, ice picks, etc.

Larceny/Theft: The unlawful taking, carrying, leading, or riding away of property from the possession or constructive possession of another person.

Liquor Law Violations: The violation of laws or ordinances prohibiting the manufacture, sale, purchase, transportation, possession, or use of alcoholic beverages. Does not include the separate offenses of Driving Under the Influence or Drunkenness.

Livestock: Domesticated animals raised for home use or profit e.g. cattle, chickens, hogs, horses, sheep, and bees. Household pets such as dogs and cats are only classified under this

category if they are commercially raised for profit. Animals raised and/or used for illegal gambling, e.g., dogs, roosters, etc. would also fall under this designation.

Motor Vehicle: A self-propelled vehicle that runs on the surface of land and not on rails e.g., automobiles, buses, recreational vehicles, trucks, motorcycles, etc.

Motor Vehicle Theft: The theft of a motor vehicle.

Murder: see Homicide

National Incident Based Reporting (NIBRS): Incident Based Reporting (IBR or NIBRS) uses computerized data systems to collect details about the offenses, victims, offenders, property, and arrests involved in each crime incident. Because it gathers more detailed data than the traditional Summary reporting program, it is possible to analyze various aspects of the crime which is occurring in our society, and provide law enforcement administrators, elected officials, and other planners and policy makers with the precise information they need.

Native Hawaiian or Other Pacific Islander- Race: A person having origins in any of the original peoples of Hawaii, Guam, Samoa, or other Pacific Islands, e.g., individuals who are Carolinian, Fijian, Kosraean, Melanesian, Micronesian, Northern Mariana Islander, Palauan, Papua New Guinean, Ponapean (Pohnpelan), Polynesian, Solomon Islander, Tahitian, Tarawa Islander, Tokelauan, Tongan, Trukese (Chuukese), and Yapese. The other four categories of race are American Indian or Alaska Native, Asian, Black or African American, and White.

Negligent Manslaughter (Manslaughter by Negligence): The killing of another person through negligence. Includes killings resulting from hunting accidents, gun cleaning, children playing with guns etc., but does not include deaths of persons due to their own negligence, accidental deaths not resulting from gross negligence, and accidental traffic fatalities.

Non-Hispanic- Ethnicity: All persons, regardless of race, who do not fit the definition of the Hispanic ethnic group.

Opium or Cocaine and their Derivatives: The drug category “Opium or Cocaine and their Derivatives” includes the drugs of opium, cocaine, morphine, heroin, codeine, and other similar narcotics.

Part I Crimes: Part I Crimes (also referred to as “Index Crimes”) are the offenses of Homicide, Rape, Robbery, Aggravated Assault, Burglary, Larceny/Theft, Motor Vehicle Theft, and Arson.

Part II Crimes: Part II Crimes encompass all other crime classifications outside those defined as Part I Crimes. Agencies that submit Summary based data collect only arrest data for Part II Crimes. Part II crimes include: Simple Assaults, Counterfeiting/Forgery, Fraud, Embezzlement, Stolen Property Offenses, Vandalism, Weapons Offenses, Prostitution and Commercialized Vice, Sex Offenses (except rape, prostitution), Drug Abuse Violations, Gambling, Family Offenses (non-violent), DUI, Liquor Laws, Drunkenness, Disorderly Conduct, Vagrancy, Curfew and Loitering, and All Other Offenses.

Peeping Tom: To secretly look through a window, doorway, keyhole, or other aperture for the purpose of voyeurism.

Personal Weapons: Hands, fists, feet, arms, teeth, etc.

Pornography/Obscene Material: The violation of laws or ordinances prohibiting the manufacture, publishing, sale, purchase, or possession of sexually explicit material, e.g., literature or photographs.

Property Crimes: The offenses of Burglary, Larceny/Theft, Motor Vehicle Theft, and Arson.

Prostitution: To engage in commercial sex acts for anything of value.

Prostitution- Assisting or Promoting: To solicit customers or transport persons for prostitution purposes; to own, manage, or operate a dwelling or other establishment for the purpose of providing a place where prostitution is performed; or to otherwise assist or promote prostitution.

Prostitution Offenses: To unlawfully engage in or promote sexual activities for anything of value.

Rape: The carnal knowledge of a person, without the consent of the victim, including incidents where the victim is incapable of giving consent because of his/her age or because of his/her temporary or permanent mental or physical incapacity. As defined by the FBI UCR Program, rape is the penetration, no matter how slight, of the vaginal or anus with any body part or object, or oral penetration by a sex organ of another person, without the consent of the victim.

Robbery: The taking or attempting to take anything of value under confrontational circumstances from the control, custody, or care of another person by force or threat of force or violence and/or by putting the victim in fear of immediate harm.

Runaway: A person under 18 years of age who has left home without the permission of his/her parent(s) or legal guardian. **The FBI no longer collects runaway data as part of the FBI's UCR program.**

Sex Offenses: Any sexual act directed against another person, without the consent of the victim, including instances where the victim is incapable of giving consent. In NIBRS this includes the categories of Rape, Sodomy, Sexual Assault with an Object, and Fondling.

Sex Offenses, Non-Forcible or Consensual: Unlawful, non-forcible sexual intercourse. In NIBRS this includes the categories of Incest and Statutory Rape.

Sexual Assault with an Object: To use an object or instrument to unlawfully penetrate, however slightly, the genital or anal opening of the body of another person, without the consent of the victim, including instances where the victim is incapable of giving consent

because of his/her age or because of his/her temporary or permanent mental or physical incapacity. For NIBRS purposes, this falls under the category of “Sex Offenses”.

Simple Assault: An unlawful physical attack by one person upon another where neither the offender displays a weapon, nor the victim suffers obvious severe or aggravated bodily injury involving apparent broken bones, loss of teeth, possible internal injury, severe laceration, or loss of consciousness.

Simple Assault is NOT considered an “Index Crime” and simple assaults are not included in the breakdowns of “Index Crimes” or analyses of aggravated assaults. See the definition of Aggravated Assault.

Sodomy: Oral or anal sexual intercourse with another person, without the consent of the victim, including instances where the victim is incapable of giving consent because of his/her age or because of his/her temporary or permanent mental or physical incapacity. For NIBRS purposes, this falls under the category of “Sex Offenses”.

Statutory Rape: Non-forcible sexual intercourse with a person who is under the statutory age of consent. For NIBRS purposes, this falls under the category of “Sex Offenses, Non-Forcible”.

Stolen Property Offenses: Receiving, buying, selling, possessing, concealing, or transporting any property with the knowledge that it has been unlawfully taken, as by burglary, embezzlement, fraud, larceny, robbery, etc.

Synthetic Narcotics: The drug category “Synthetic Narcotics” includes all manufactured narcotics which can cause true drug addiction (Demerol, methadone, etc.).

Theft: see Larceny/Theft

Total Crime Index: Total number of “Index Crimes” or “Part I Crimes” reported by an agency.

Trespass of Real Property: To unlawfully enter land, a dwelling, or other real property.

Uniform Crime Reporting (UCR): The FBI’s UCR program is a nationwide, cooperative statistical effort of law enforcement agencies reporting data on offenses reported or known. The UCR program provides a nationwide view of crime based on the submission of statistics by law enforcement agencies throughout the country. Data submitted in the Summary based program is mostly limited to the reporting of known “Index Crimes” and criminal arrest data. Data submitted in the National Incident Based Reporting (NIBRS) program gathers more detailed data than does the Summary based program. The FBI has determined to transition to a solely NIBRS reporting system by January 1, 2021.

Vagrancy: see Curfew/Loitering/Vagrancy Violations.

Vandalism: see Destruction/Damage/Vandalism of Property.

Violent Crimes: The offenses of Homicide, Rape, Robbery, and Aggravated Assault.

Weapon Law Violations: The violation of laws or ordinances prohibiting the manufacture, sale, purchase, transportation, possession, concealment, or use of firearms, cutting instruments, explosives, incendiary devices, or other deadly weapons.

White- Race: A person having origins in any of the original peoples of Europe, the Middle East, or North Africa. The other four categories of race are American Indian or Alaska Native, Asian, Black or African American, and Native Hawaiian or Other Pacific Islander.

Contact Information



Utah Department of Public Safety

Utah Bureau of Criminal Identification

4315 South 2700 West Suite 1300
Taylorsville, UT 84129

Website
bci.utah.gov