

CRIME IN UTAH

2023

Utah Department of Public Safety

Utah Bureau of Criminal Identification

Jess L. Anderson, Commissioner

Greg Willmore, Director

Table of Contents

2023 Crime in Utah Report Introduction	3
Acknowledgements	4
Non-Participating Agencies and County Coverage	7
Crime Factors	8
2023 Summary Analysis	9
National Incident Based Reporting (NIBRS)	10
Crimes Against Persons	11
Crimes Against Property	26
Crimes Against Society	51
NIBRS Crimes Against Totals	67
Law Enforcement Officers Killed and Assaulted	75
Law Enforcement Employees per Agency	77
Glossary	85
Contact Information	94

2023 Crime in Utah Report Introduction

This *2023 Crime in Utah* report is published by the Utah Department of Public Safety's Bureau of Criminal Identification (BCI) to give governmental leaders and citizens a better understanding of criminal activity in the state. The report is a compilation of crime data reported by local law enforcement agencies throughout the state. The data is reported under the guidelines of the Uniform Crime Reporting (UCR) program, a national program which uses generic crime definitions to ensure that crime data is comparable across political boundaries. BCI forwards data collected from local Utah law enforcement agencies to the FBI, who in turn combines it with data from other states to compile and publish an annual report called *Crime in the United States*. National data may also be located on the FBI's [Crime Data Explorer](#).

Starting January 1, 2021, UCR data became solely collected in the "National Incident Based Reporting" (NIBRS) format which uses computerized data systems to collect more detailed information. Prior to January 1, 2021, Utah was what was known as a hybrid state, where local law enforcement agencies submitted their UCR data as either NIBRS or the retired Summary format. For more information on Summary reporting, please refer to the PDF Crime in Utah reports before 2021 located on the bci.utah.gov website.

In 2022, the Utah Bureau of Criminal Identification released a modernized view of the Uniform Crime Reporting data provided by local law enforcement agencies through the NIBRS system to the state repository. This dashboard, called the [Crime in Utah Dashboards](#), will replace the Crime in Utah PDF report as an avenue for trend data provided through the NIBRS data. 2021 will become a base starting point as the first year in which all law enforcement agencies in Utah were required to submit NIBRS data. With this change, trends will no longer be found in this report.

138 agencies in Utah submitted NIBRS data in 2023, accounting for 96.5% of the agencies and covering 99.76% of Utah's population. Some law enforcement agencies in Utah do not submit their crime statistics to BCI but forward them directly to the FBI. Such entities include military installations, national parks, and tribal lands. To view the crime statistics for such agencies, please refer to the FBI's *Crime in the United States* publication.

The statistics presented in this report are only as accurate as the data provided by the local law enforcement agencies.

Acknowledgements

The Department of Public Safety would like to acknowledge and recognize the following law enforcement agencies for their dedication to the UCR NIBRS program. Without their efforts to provide BCI with their crime data, this report would not be possible.

Beaver County Agencies

Beaver County Sheriff

Syracuse PD

West Bountiful PD

Woods Cross PD

Box Elder County Agencies

Box Elder County Sheriff

Brigham City PD

Mantua PD

Perry PD

Tremonton Garland PD

Willard PD

Duchesne County Agencies

Duchesne County Sheriff

Roosevelt PD

Emery County Agencies

Emery County Sheriff

Cache County Agencies

Cache County Sheriff

Cache-Rich Drug Task Force

Logan PD

North Park PD

Smithfield PD

Utah State University PD

Garfield County Agencies

Garfield County Sheriff

Grand County Agencies

Grand County Sheriff

Moab PD

Carbon County Agencies

Carbon County Sheriff

East Carbon PD

Helper PD

Price PD

Utah State University- Eastern

Wellington PD

Iron County Agencies

Brian Head Marshal

Cedar City PD

Enoch PD

Iron County Sheriff

Iron County Task Force

Parowan PD

Southern Utah University PD

Davis County Agencies

Bountiful PD

Centerville PD

Clearfield PD

Clinton PD

Davis County Sheriff

Davis County Task Force

Farmington PD

Kaysville PD

Layton PD

North Salt Lake PD

Sunset PD

Juab County Agencies

Juab County Sheriff

Nephi PD

Kane County Agencies

Kanab PD

Kane County Sheriff

Big Water Town Marshall

Millard County Agencies

Millard County Sheriff

Morgan County Agencies

Morgan County Sheriff

Piute County Agencies

Piute County Sheriff

Rich County Agencies

Rich County Sheriff

Salt Lake County Agencies

Alta Marshal
Bluffdale PD
Cottonwood Heights PD
Draper PD
Granite School District PD
Herriman PD
Murray PD
Riverton PD
Salt Lake City PD
Sandy PD
South Jordan PD
South Salt Lake PD
Taylorsville PD
Salt Lake County Sheriff (UPD)
University of Utah PD
West Jordan PD
West Valley City PD

San Juan County Agencies

San Juan County Sheriff
Blanding PD

Sanpete County Agencies

Ephraim PD
Fairview PD
Gunnison Valley PD
Mt. Pleasant PD
Sanpete County Sheriff
Snow College PD
Spring City PD

Sevier County Agencies

Richfield PD
Salina PD

Sevier County Sheriff

Summit County Agencies

Park City PD
Summit County Sheriff

Tooele County Agencies

Grantsville PD
Tooele County Sheriff
Tooele PD

Uintah County Agencies

Naples PD
Uintah County Sheriff
Vernal PD

Utah County Agencies

American Fork PD
Brigham Young University PD
Lehi
Lindon PD
Lone Peak PD
Mapleton PD
Orem DPS
Payson PD
Pleasant Grove PD
Provo PD
Salem PD
Santaquin PD
Saratoga Springs PD
Spanish Fork PD
Springville PD
Utah County Attorney Investigation Division
Utah County Major Crimes Task Force
Utah County Sheriff
Utah Valley University PD

Wasatch County Agencies

Heber City PD
Wasatch County Sheriff

Washington County Agencies

Hurricane PD
Hildale PD
La Verkin PD
Santa Clara-Ivins Public Safety
Springdale PD
St. George PD
Utah Tech University PD
Washington City PD
Washington County Sheriff

Weber County Agencies

Harrisville PD
North Ogden PD
Ogden PD
Pleasant View PD
Riverdale PD
Roy PD
South Ogden PD
Weber County Sheriff

Weber Morgan Narcotics Strike Force
Weber State University PD

State or Regional Agencies

Dept of Natural Resources- Outdoor Rec
Utah Division of Wildlife Resources
Utah Highway Patrol
Utah Motor Vehicle Enforcement Division
Utah State Parks and Recreation
Utah Transit Authority PD

Non-Participating Agencies and County Coverage

The population represented by the participating agencies listed on the previous pages constitutes 99.76% of the state while the population represented by non-participating agencies constitutes 0.24%.

County Coverage			
County Name	2023 Population	Population Covered by Submitting Agency	Percentage of Population
Beaver County	7,420	7,420	100%
Box Elder County	63,101	63,101	100%
Cache County	142,993	142,993	100%
Carbon County	20,530	20,530	100%
Daggett County	1,043	0	0.00%
Davis County	371,595	371,595	100%
Duchesne County	20,357	20,357	100%
Emery County	10,189	10,189	100%
Garfield County	5,348	5,348	100%
Grand County	9,777	9,777	100%
Iron County	64,675	64,675	100%
Juab County	12,907	12,907	100%
Kane County	8,477	8,477	100%
Millard County	13,419	13,419	100%
Morgan County	13,012	13,012	100%
Piute County	1,509	1,509	100%
Rich County	2,684	2,684	100%
Salt Lake County	1,184,558	1,184,558	100%
San Juan County	1,4224	1,4224	100%
Sanpete County	30,222	30,222	100%
Sevier County	22,239	21,190	95.28%
Summit County	43,159	40,935	94.85%
Tooele County	83,117	81,975	98.63%
Uintah County	37,747	37,747	100%
Utah County	716,445	716,445	100%
Wasatch County	37,260	37,260	100%
Washington County	205,199	205,199	100%
Wayne County	2,705	0	0.00%
Weber County	271,823	271,823	100%
Total	3,417,734	3,409,571	99.76%

Non-Participating Agencies	
County	Agency Name
Dagget	Dagget County Sheriff
Sevier	Aurora PD
Summit	Kamas PD
Tooele	Wendover PD
Wayne	Wayne County Sheriff

Crime Factors

In order to produce a meaningful statistical profile of crime within the State of Utah, each law enforcement agency is asked to participate in the UCR program, reporting data on crimes that became known to law enforcement within their jurisdiction. Utah uses the same offense classifications used in the national UCR program so that the resulting crime statistics are comparable to those compiled across the nation.

Crime rates in this publication are based on the stable population of the municipality. Although transient populations impact the volume and nature of crime, it is impractical to base crime rate calculations on these fluctuating populations. Therefore, a municipality with high transient populations may have a higher crime rate than another municipality of similar size.

Characteristics of the community influence criminal activity and should be considered when attempting to interpret crime statistics presented herein. Below are some factors which will affect the type and volume of crime that occurs and is subsequently reported in a given location.

- Density and size of the population of the community and of the surrounding area.
- Relative stability of the population, including seasonal, commuter, and other transient populations.
- Composition of the population, particularly with reference to age, sex, and socioeconomic status.
- Economic status, including job availability and mores of the population.
- Climate, including seasonal weather conditions.
- Cultural conditions such as educational levels, recreational opportunities, and religious characteristics.
- Effective strength of law enforcement, including cooperation of neighboring agencies, reservations and federal law enforcement agencies.
- Administrative and investigative emphasis and efficiency of the local law enforcement agency, including the degree of adherence to crime reporting standards.
- Policies of other components of the criminal justice system (i.e., prosecutorial, judicial, correctional, and probational).
- Attitudes of the public toward law enforcement and their crime reporting practices.

***This report reflects crime in Utah as far as it is completely
and accurately reported by local law enforcement agencies to
the Utah Bureau of Criminal Identification***

2023 Summary Analysis

The population figures used in this report are based on data received from the U.S. Census Bureau. The U.S. Census Bureau's website for population totals and the methodology used is located here: [U.S. Census Bureau QuickFacts: Utah](#)

The Utah Bureau of Criminal Identification with the Department of Public Safety launched a [Crime in Utah Dashboard](#) where the Uniform Crime Reporting data (NIBRS) will now be publicly available. It will be on these Dashboards that the most up to date and current trends may be found. Please keep in mind when looking at the Crime in Utah Dashboard that agencies were not required to submit NIBRS data until January 1, 2021 so any previous years showing may not have the same number of agencies participating. You may always refer to the PDF Crime in Utah reports for a list of participating agencies for any given year.

With the transition to a fully NIBRS reporting state that occurred beginning January 2021, 2021 will become a new base year for crime statistics and comparison. Due to this change, this report no longer has a traditional Summary Analysis. We encourage use of the Crime in Utah Dashboard for more detailed information.

National Incident Based Reporting (NIBRS)

The concept of National Incident Based Reporting System, also referred to as IBR or NIBRS, was developed by the FBI in the 1980s to provide more comprehensive data for the management of crime in our society. In a NIBRS system, computerized data systems are utilized to collect more detailed information about the crimes that occur. The availability of detailed information stored in a law enforcement agency's records management system database makes for a more comprehensive analysis of criminal activity. The Utah Incident Based Reporting System was implemented in 1991. In January 2021, all agencies were required to submit using the NIBRS format. 138 Utah agencies submitted NIBRS data for this report. The data accepted by the Utah repository is also forwarded to the FBI's NIBRS repository where it is used to depict criminal activity nationwide.

The data from the NIBRS system is not directly comparable to the data from the Summary reports which were retired at the end of 2020 and can be found in prior years' Crime in Utah reports located on the bci.utah.gov website. Information about each incident and arrest is collected for 24 offense categories comprised of 52 Group A offenses. All offenses that occur in a criminal episode are reported, not just the most serious offense (as opposed to the "hierarchy rule" that existed with Summary reporting).

NIBRS data belongs in one of three categories: Crimes Against Persons, Crimes Against Property, and Crimes Against Society.

Crimes Against Persons

Crimes Against Persons are those offenses collected in NIBRS whose victims are always individuals. One offense per victim is counted in a Crime Against Person.

Criminal incidents reported by the Utah Division of Wildlife Resources, Utah Highway Patrol, Utah State Parks and Recreation, Utah Motor Vehicle Enforcement Division, and the Utah Transit Authority PD may have occurred anywhere in the state where the agencies have jurisdiction.

NIBRS Crimes Against Person - Table One										
Agency	Aggravated Assault	Simple Assault	Intimidation	Assault Offenses Total	Murder & Nonnegligent Manslaughter	Negligent Manslaughter	Homicide Offenses Total	Human Trafficking, Commercial Sex Acts	Human Trafficking, Involuntary Servitude	Human Trafficking Offenses Total
Beaver County Sheriff	3	19	5	27	0	0	0	0	0	0
Beaver County Total	3	19	5	27	0	0	0	0	0	0
Box Elder County Sheriff	4	37	9	50	0	0	0	0	0	0
Brigham City PD	12	104	74	190	0	0	0	0	6	6
Mantua PD	1	4	1	6	0	0	0	0	0	0
Willard PD	2	20	6	28	0	0	0	0	1	1
Perry PD	5	29	28	62	0	0	0	0	2	2
Tremonton Garland PD	8	60	36	104	0	0	0	0	3	3
Box Elder County Total	32	254	154	440	0	0	0	0	12	12
Cache County Sheriff	49	144	54	247	2	0	2	0	0	0
Logan PD	58	275	49	382	0	0	0	0	0	0
North Park PD	10	64	6	80	0	0	0	0	0	0
Smithfield PD	3	62	6	71	0	0	0	0	0	0
Utah State University PD	1	5	2	8	0	0	0	0	0	0
Cache-Rich Drug Task Force	0	12	2	14	0	0	0	0	0	0
Cache County Total	121	562	119	802	2	0	2	0	0	0

NIBRS Crimes Against Person - Table One										
Agency	Aggravated Assault	Simple Assault	Intimidation	Assault Offenses Total	Murder & Nonnegligent Manslaughter	Negligent Manslaughter	Homicide Offenses Total	Human Trafficking, Commercial Sex Acts	Human Trafficking, Involuntary Servitude	Human Trafficking Offenses Total
Carbon County Sheriff	12	27	2	41	0	0	0	0	0	0
Price PD	15	87	1	103	0	0	0	0	0	0
Helper PD	2	16	2	20	0	0	0	0	0	0
Wellington PD	1	9	0	10	0	0	0	0	0	0
East Carbon PD	1	19	0	20	0	0	0	0	0	0
Utah State University - Eastern	0	0	0	0	0	0	0	0	0	0
Carbon County Total	31	158	5	194	0	0	0	0	0	0
Daggett County Sheriff	No Data Reported									
Daggett County Total	No Data Reported									
Davis County Sheriff	17	70	47	134	0	0	0	2	0	2
Bountiful PD	11	54	16	81	0	0	0	0	0	0
Clearfield PD	43	350	49	442	0	0	0	0	0	0
Layton PD	51	351	291	693	1	1	2	9	0	9
Centerville PD	7	42	5	54	0	0		1	0	1
Farmington PD	9	62	25	96	1	0	1	0	0	0
Kaysville PD	11	48	27	86	0	0	0	0	0	0
North Salt Lake PD	15	103	26	144	0	0	0	2	0	2
Sunset PD	4	54	29	87	0	0	0	0	0	0
West Bountiful PD	3	32	4	39	1	0	1	0	0	0
Woods Cross PD	6	83	21	110	0	0	0	0	0	0
Clinton PD	9	48	39	96	0	0	0	0	0	0
Syracuse PD	12	82	39	133	0	0	0	0	0	0
Davis County Task Force	0	0	0	0	0	0	0	0	0	0
Davis County Total	198	1379	618	2195	3	1	4	14	0	14

NIBRS Crimes Against Person - Table One										
Agency	Aggravated Assault	Simple Assault	Intimidation	Assault Offenses Total	Murder & Nonnegligent Manslaughter	Negligent Manslaughter	Homicide Offenses Total	Human Trafficking, Commercial Sex Acts	Human Trafficking, Involuntary Servitude	Human Trafficking Offenses Total
Duchesne County Sheriff	33	63	5	101	2	0	2	0	0	0
Roosevelt PD	20	71	9	100	0	0	0	0	0	0
Duchesne County Total	53	134	14	201	2	0	2	0	0	0
Emery County Sheriff	8	58	27	93	1	0	1	0	0	0
Emery County Total	8	58	27	93	1	0	1	0	0	0
Garfield County Sheriff	7	20	27	27	0	1	1	0	0	0
Garfield County Total	7	20	27	27	0	1	1	0	0	0
Grand County Sheriff	10	33	4	47	0	0	0	0	0	0
Moab PD	18	79	16	113	0	0	0	0	0	0
Grand County Total	28	112	20	160	0	0	0	0	0	0
Iron County Sheriff	26	66	42	134	1	0	1	0	0	0
Cedar City PD	41	198	91	330	0	0	0	0	0	0
Parowan PD	7	11	18	36	0	0	0	0	0	0
Southern Utah University PD	0	4	9	13	0	0	0	0	0	0
Brian Head Marshal	1	3	2	6	0	0	0	0	0	0
Iron County Task Force	0	0	0	0	0	0	0	0	0	0
Enoch PD	2	18	11	31	1	0	1	0	0	0
Iron County Total	77	300	173	550	2	0	2	0	0	0
Juab County Sheriff	3	13	5	21	1	0	1	0	0	0
Nephi PD	2	35	10	47	0	0	0	0	0	0
Juab County Total	5	48	15	68	0	0	0	0	0	0
Kane County Sheriff	9	15	0	24	0	0	0	0	0	0

NIBRS Crimes Against Person - Table One										
Agency	Aggravated Assault	Simple Assault	Intimidation	Assault Offenses Total	Murder & Nonnegligent Manslaughter	Negligent Manslaughter	Homicide Offenses Total	Human Trafficking, Commercial Sex Acts	Human Trafficking, Involuntary Servitude	Human Trafficking Offenses Total
Kanab PD	2	20	16	38	0	0	0	0	0	0
Big Water Town Marshal	1	3	0	4	0	0	0	0	0	0
Kane County Total	12	38	16	66	0	0	0	0	0	0
Millard County Sheriff	17	83	27	127	0	1	1	0	0	0
Millard County Total	17	83	27	127	0	1	1	0	0	0
Morgan County Sheriff	2	16	1	19	0	1	1	0	0	0
Morgan County Total	2	16	1	19	0	1	1	0	0	0
Piute County Sheriff	0	2	1	3	0	0	0	0	0	0
Piute County Total	0	2	1	3	0	0	0	0	0	0
Rich County Sheriff	1	2	3	3	0	0	0	0	0	0
Rich County Total	1	2	3	3	0	0	0	0	0	0
Salt Lake County Sheriff	251	1069	617	1937	1	0	1	0	0	0
Murray PD	71	248	354	673	1	0	1	0	0	0
Salt Lake City PD	923	3600	849	5372	16	0	16	13	2	15
South Salt Lake PD	84	409	83	576	0	0	0	0	0	0
Sandy PD	82	461	114	657	0	0	0	0	0	0
West Jordan PD	213	489	251	953	0	0	0	0	0	0
University of Utah PD	4	217	91	312	0	0	0	0	0	0
Draper PD	48	174	71	293	0	0	0	0	0	0
Riverton PD	17	75	41	133	0	0	0	0	0	0
South Jordan PD	40	177	89	306	0	0	0	0	0	0
Bluffdale PD	19	74	26	119	0	0	0	0	0	0
Alta Marshal	0	0	0	0	0	0	0	0	0	0

NIBRS Crimes Against Person - Table One										
Agency	Aggravated Assault	Simple Assault	Intimidation	Assault Offenses Total	Murder & Nonnegligent Manslaughter	Negligent Manslaughter	Homicide Offenses Total	Human Trafficking, Commercial Sex Acts	Human Trafficking, Involuntary Servitude	Human Trafficking Offenses Total
West Valley PD	385	991	327	1703	5	1	6	0	0	0
Granite School District PD	6	200	0	206	0	0	0	0	0	0
Taylorville PD	53	195	80	328	1	0	1	0	0	0
Cottonwood Heights PD	10	77	37	124	0	0	0	0	0	0
Herriman PD	21	86	144	251	0	0	0	0	0	0
Salt Lake County Total	2227	8542	3174	13943	24	1	25	13	2	15
San Juan County Sheriff	9	24	0	33	1	0	1	0	0	0
Blanding PD	8	49	8	65	0	0	0	0	0	0
San Juan County Total	17	73	8	98	1	0	1	0	0	0
Sanpete County Sheriff	8	49	1	58	0	0	0	0	0	0
Ephraim PD	6	19	1	26	0	0	0	0	0	0
Fairview PD	0	0	0	0	0	0	0	0	0	0
Mt. Pleasant PD	3	10	0	13	0	0	0	0	0	0
Spring City PD	0	2	0	2	0	0	0	0	0	0
Snow College PD	2	2	0	4	0	0	0	0	0	0
Gunnison Valley PD	0	0	0	0	0	0	0	0	0	0
Sanpete County Total	19	82	2	103	0	0	0	0	0	0
Sevier County Sheriff	5	47	11	63	0	0	0	0	0	0
Richfield PD	13	90	86	189	0	0	0	0	0	0
Aurora PD	No Data Reported									
Salina PD	4	21	20	45	0	0	0	0	0	0
Sevier County Total	22	158	117	297	0	0	0	0	0	0
Summit County Sheriff	19	105	26	150	0	0	0	0	0	0
Kamas PD	No Data Reported									

NIBRS Crimes Against Person - Table One										
Agency	Aggravated Assault	Simple Assault	Intimidation	Assault Offenses Total	Murder & Nonnegligent Manslaughter	Negligent Manslaughter	Homicide Offenses Total	Human Trafficking, Commercial Sex Acts	Human Trafficking, Involuntary Servitude	Human Trafficking Offenses Total
Park City PD	12	64	26	102	0	0	0	0	0	0
Summit County Total	31	169	52	252	0	0	0	0	0	0
Tooele County Sheriff	26	172	21	219	0	0	0	0	0	0
Tooele PD	78	272	69	419	3	0	3	0	0	0
Grantsville PD	15	86	40	141	0	0	0	1	0	1
Wendover PD	No Data Reported									
Tooele County Total	119	530	130	779	3	0	3	1	0	1
Uintah County Sheriff	25	85	13	123	0	1	1	0	0	0
Vernal PD	12	48	10	70	0	0	0	0	0	0
Naples PD	1	12	5	18	1	0	1	0	0	0
Uintah County Total	38	145	28	211	1	1	2	0	0	0
Utah County Sheriff	39	188	55	282	1	1	2	0	0	0
American Fork PD	27	203	64	294	0	1	1	0	0	0
Lehi PD	33	245	95	373	1	0	1	0	0	0
Orem DPS	65	431	136	632	0	0	0	0	0	0
Payson PD	16	76	29	121	1	0	1	0	0	0
Pleasant Grove PD	29	114	69	212	0	0	0	0	0	0
Provo PD	93	411	90	594	0	1	1	0	0	0
Spanish Fork PD	14	103	21	138	1	0	1	0	0	0
Springville PD	21	149	30	200	2	0	2	0	0	0
Lone Peak PD	2	32	8	42	0	0	0	0	0	0
Salem PD	2	21	7	30	0	0	0	0	0	0
Santaquin PD	10	58	20	88	0	0	0	0	0	0
Brigham Young University PD	2	5	4	11	0	0	0	0	0	0
Lindon PD	3	27	15	45	0	0	0	0	0	0

NIBRS Crimes Against Person - Table One										
Agency	Aggravated Assault	Simple Assault	Intimidation	Assault Offenses Total	Murder & Nonnegligent Manslaughter	Negligent Manslaughter	Homicide Offenses Total	Human Trafficking, Commercial Sex Acts	Human Trafficking, Involuntary Servitude	Human Trafficking Offenses Total
Mapleton PD	4	37	7	48	0	0	0	0	0	0
Utah Valley University PD	0	6	3	9	0	0	0	0	0	0
Utah County Major Crimes Task Force	0	1	1	2	0	0	0	0	0	0
Utah County Atty - Investigations Division	0	0	1	1	0	0	0	0	0	0
Saratoga Springs PD	29	128	37	194	0	0	0	0	0	0
Utah County Total	389	2235	692	3316	6	3	9	0	0	0
Wasatch County Sheriff	20	39	0	59	1	0	1	0	0	0
Heber City PD	22	90	1	113	0	0	0	0	0	0
Wasatch County Total	42	129	1	172	1	0	1	0	0	0
Washington County Sheriff	23	114	17	154	0	0		0	0	0
St. George PD	90	579	138	807	1	0	1	0	0	0
Hurricane PD	31	129	55	215	1	0	1	0	0	0
La Verkin PD	2	20	6	28	0	0		0	0	0
Springdale PD	1	6	9	16	0	0		0	0	0
Washington City PD	22	88	74	184	0	2	2	0	0	0
Hildale PD	3	11	3	17	0	0	0	0	0	0
Utah Tech University PD	0	4	4	8	0	0	0	0	0	0
Santa Clara-Ivins Public Safety	12	23	23	58	0	0	0	0	0	0
Washington County Total	184	974	329	1487	2	2	4	0	0	0
Wayne County Sheriff	No Data Reported									
Wayne County Total	No Data Reported									

NIBRS Crimes Against Person - Table One										
Agency	Aggravated Assault	Simple Assault	Intimidation	Assault Offenses Total	Murder & Nonnegligent Manslaughter	Negligent Manslaughter	Homicide Offenses Total	Human Trafficking, Commercial Sex Acts	Human Trafficking, Involuntary Servitude	Human Trafficking Offenses Total
Weber County Sheriff	55	242	17	314	2	0	2	0	0	0
Ogden PD	273	1117	73	1463	7	0	7	1	0	1
Roy PD	42	312	10	364	1	1	2	0	0	0
South Ogden PD	19	119	11	149	0	0	0	0	0	0
North Ogden PD	15	88	4	107	1	0	1	0	0	0
Riverdale PD	8	77	0	85	0	0	0	0	0	0
Weber State University PD	0	2	8	10	0	0	0	0	0	0
Harrisville PD	5	23	4	32	0	0	0	0	0	0
Pleasant View PD	5	22	2	29	0	0	0	0	0	0
Weber Morgan Narcotics Strike Force	1	2	0	3	0	0	0	0	0	0
Weber County Total	423	2004	129	2556	11	1	12	1	0	1
Utah Transit Authority PD	22	176	31	229	0	0	0	0	0	0
Dept of Natural Resources - Outdoor Rec	1	0	0	1	0	0	0	0	0	0
Utah Division of Wildlife Resources	3	4	0	7	0	0	0	0	0	0
Utah State Parks and Recreation	2	10	0	12	0	0	0	0	0	0
Utah Highway Patrol	53	170	15	238	4	0	4	0	0	0
Utah Motor Vehicle Enforcement Division	0	0	0	0	0	0	0	0	0	0
State Agency Total	81	360	46	487	4	0	4	0	0	0
Totals	3764	18586	5933	28676	63	12	75	29	14	43

Crimes Against Person - Table Two									
Agency	Kidnapping/Abduction	Rape	Sodomy	Sexual Assault with an Object	Fondling	Forcible Sex Offenses Total	Incest	Statutory Rape	Non-Forcible Sex Offenses Total
Beaver County Sheriff	2	3	0	0	3	8	0	2	2
Beaver County Total	2	3	0	0	3	8	0	2	2
Box Elder County Sheriff	0	3	1	1	5	10	0	0	0
Brigham City PD	1	8	3	0	21	33	0	0	0
Mantua PD	0	0	0	0	0	0	0	0	0
Willard PD	0	0	0	0	0	0	0	0	0
Perry PD	0	4	0	0	3	7	0	0	0
Tremonton Garland PD	0	5	0	0	5	10	0	0	0
Box Elder County Total	1	20	4	1	34	60	0	0	0
Cache County Sheriff	12	13	2	0	27	54	0	1	1
Logan PD	24	36	9	0	103	172	0	0	0
North Park PD	4	2	2	0	21	29	0	0	0
Smithfield PD	3	1	1	0	18	23	0	0	0
Utah State University PD	0	1	0	0	2	3	0	0	0
Cache-Rich Drug Task Force	0	0	0	0	0	0	0	0	0
Cache County Total	43	53	14	0	171	281	0	1	1
Carbon County Sheriff	2	0	3	1	2	8	0	3	3
Price PD	2	1	0	0	4	7	0	4	4
Helper PD	0	0	1	0	1	2	1	0	1
Wellington PD	0	1	0	1	2	4	0	0	0
East Carbon PD	0	1	1	0	2	4	0	1	1
Utah State University - Eastern	0	0	0	0	0	0	0	0	0
Carbon County Total	4	3	5	2	11	25	1	8	9
Daggett County Sheriff	No Data Reported								

Crimes Against Person - Table Two									
Agency	Kidnapping/Abduction	Rape	Sodomy	Sexual Assault with an Object	Fondling	Forcible Sex Offenses Total	Incest	Statutory Rape	Non-Forcible Sex Offenses Total
Daggett County Total	No Data Reported								
Davis County Sheriff	2	14	4	1	32	53	0	0	0
Bountiful PD	1	0	0	0	8	9	0	0	0
Clearfield PD	6	15	0	0	65	86	0	0	0
Layton PD	14	33	8	2	71	128	3	0	3
Centerville PD	4	1	5	0	4	14	0	0	0
Farmington PD	2	8	2	0	30	42	0	0	0
Kaysville PD	2	10	6	0	16	34	0	0	0
North Salt Lake PD	6	8	1	0	9	24	0	0	0
Sunset PD	0	7	2	0	8	17	0	0	0
West Bountiful PD	2	6	0	0	2	10	0	0	0
Woods Cross PD	3	0	0	0	2	5	0	0	0
Clinton PD	3	1	1	0	14	19	0	0	0
Syracuse PD	6	9	2	0	21	38	0	0	0
Davis County Task Force	0	0	0	0	0	0	0	0	0
Davis County Total	51	112	31	3	282	479	3	0	3
Duchesne County Sheriff	8	6	4	1	32	51	0	5	5
Roosevelt PD	1	2	1	4	17	25	1	2	3
Duchesne County Total	9	8	5	5	49	76	1	7	8
Emery County Sheriff	2	2	0	0	0	4	0	0	0
Emery County Total	2	2	0	0	0	4	0	0	0
Garfield County Sheriff	0	2	0	0	3	5	0	1	1
Garfield County Total	0	2	0	0	3	5	0	1	1
Grand County Sheriff	0	8	1	0	4	13	1	1	2
Moab PD	6	6	1	0	3	16	0	1	1

Crimes Against Person - Table Two									
Agency	Kidnapping/Abduction	Rape	Sodomy	Sexual Assault with an Object	Fondling	Forcible Sex Offenses Total	Incest	Statutory Rape	Non-Forcible Sex Offenses Total
Grand County Total	6	14	2	0	7	29	1	2	3
Iron County Sheriff	2	3	1	0	23	29	0	0	0
Cedar City PD	5	15	1	1	55	77	1	0	1
Parowan PD	0	0	0	0	6	6	0	0	0
Southern Utah University PD	0	1	0	0	2	3	0	0	0
Brian Head Marshal	0	0	0	0	0	0	0	0	0
Iron County Task Force	0	0	0	0	0	0	0	0	0
Enoch PD	0	0	0	0	12	12	0	0	0
Iron County Total	7	19	2	1	98	127	1	0	1
Juab County Sheriff	1	2	0	0	4	7	0	0	0
Nephi PD	1	3	1	0	8	13	1	0	1
Juab County Total	2	5	1	0	12	20	1	0	1
Kane County Sheriff	1	1	0	0	3	5	0	0	0
Kanab PD	0	2	0	0	0	2	0	0	0
Big Water Town Marshal	0	0	0	0	0	0	0	0	0
Kane County Total	1	3	0	0	3	7	0	0	0
Millard County Sheriff	0	5	0	1	21	27	0	0	0
Millard County Total	0	5	0	1	21	27	0	0	0
Morgan County Sheriff	2	1	0	0	4	7	0	0	0
Morgan County Total	2	1	0	0	4	7	0	0	0
Piute County Sheriff	0	0	0	0	0	0	0	0	0
Piute County Total	0	0	0	0	0	0	0	0	0
Rich County Sheriff	0	0	0	0	2	2	0	0	0

Crimes Against Person - Table Two									
Agency	Kidnapping/Abduction	Rape	Sodomy	Sexual Assault with an Object	Fondling	Forcible Sex Offenses Total	Incest	Statutory Rape	Non-Forcible Sex Offenses Total
Rich County Total	0	0	0	0	2	2	0	0	0
Salt Lake County Sheriff	47	71	13	0	145	276	2	2	4
Murray PD	30	23	2	0	36	91	0	3	3
Salt Lake City PD	145	276	70	0	234	725	0	5	5
South Salt Lake PD	17	32	4	2	23	78	0	3	3
Sandy PD	37	32	5	0	61	135	0	0	0
West Jordan PD	69	50	27	0	112	258	0	6	6
University of Utah PD	2	6	0	0	14	22	0	0	0
Draper PD	12	16	1	1	37	67	0	0	0
Riverton PD	4	4	1	0	20	29	2	0	2
South Jordan PD	4	21	5	0	47	77	1	0	1
Bluffdale PD	6	5	1	0	4	16	0	0	0
Alta Marshal	0	0	0	0	1	1	0	0	0
West Valley PD	103	92	0	0	135	330	0	0	0
Granite School District PD	4	1	2	0	5	12	0	0	0
Taylorville PD	4	18	2	0	41	65	0	1	1
Cottonwood Heights PD	4	6	0	0	13	23	0	0	0
Herriman PD	7	12	0	0	22	41	0	0	0
Salt Lake County Total	495	665	133	3	950	2246	5	20	25
San Juan County Sheriff	1	1	0	0	2	4	0	0	0
Blanding PD	0	0	0	0	3	3	0	0	0
San Juan County Total	1	1	0	0	5	7	0	0	0
Sanpete County Sheriff	0	2	1	5	7	15	0	1	1
Ephraim PD	0	1	0	0	4	5	0	0	0
Fairview PD	0	0	0	0	0	0	0	0	0
Mt. Pleasant PD	0	1	0	2	3	6	0	0	0
Spring City PD	0	0	0	0	1	1	0	0	0

Crimes Against Person - Table Two									
Agency	Kidnapping/Abduction	Rape	Sodomy	Sexual Assault with an Object	Fondling	Forcible Sex Offenses Total	Incest	Statutory Rape	Non-Forcible Sex Offenses Total
Snow College PD	0	0	0	1	1	2	0	0	0
Gunnison Valley PD	0	0	0	0	0	0	0	0	0
Sanpete County Total	0	4	1	8	16	29	0	1	1
Sevier County Sheriff	0	0	1	0	0	1	0	0	0
Richfield PD	0	4	1	0	3	8	0	0	0
Aurora PD	No Data Reported								
Salina PD	0	2	0	0	2	4	0	0	0
Sevier County Total	0	6	2	0	5	13	0	0	0
Summit County Sheriff	3	35	0	1	0	39	0	0	0
Kamas PD	No Data Reported								
Park City PD	4	31	0	0	2	37	0	0	0
Summit County Total	7	66	0	1	2	76	0	0	0
Tooele County Sheriff	9	16	8	5	16	54	0	3	3
Tooele PD	9	25	8	3	38	83	0	5	5
Grantsville PD	10	5	0	1	6	22	0	1	1
Wendover PD	No Data Reported								
Tooele County Total	28	46	16	9	60	159	0	9	9
Uintah County Sheriff	1	6	1	1	19	28	0	1	1
Vernal PD	1	1	1	0	14	17	0	1	1
Naples PD	1	2	0	0	3	6	0	1	1
Uintah County Total	3	9	2	1	36	51	0	3	3
Utah County Sheriff	20	25	3	2	70	120	0	0	0
American Fork PD	8	23	1	0	58	90	0	0	0
Lehi PD	18	25	6	2	38	89	0	0	0
Orem DPS	44	51	9	1	224	329	0	0	0

Crimes Against Person - Table Two									
Agency	Kidnapping/Abduction	Rape	Sodomy	Sexual Assault with an Object	Fondling	Forcible Sex Offenses Total	Incest	Statutory Rape	Non-Forcible Sex Offenses Total
Payson PD	2	5	1	1	13	22	0	0	0
Pleasant Grove PD	14	18	3	4	25	64	0	0	0
Provo PD	38	43	13	10	82	186	0	0	0
Spanish Fork PD	4	14	0	0	38	56	0	0	0
Springville PD	11	13	1	1	26	52	0	0	0
Lone Peak PD	1	1	0	0	8	10	0	0	0
Salem PD	0	1	0	0	5	6	0	0	0
Santaquin PD	5	0	0	0	10	15	0	0	0
Brigham Young University PD	1	1	0	0	1	3	0	0	0
Lindon PD	0	1	0	0	11	12	0	0	0
Mapleton PD	0	2	0	0	4	6	0	0	0
Utah Valley University PD	0	0	0	0	2	2	0	0	0
Utah County Major Crimes Task Force	0	0	0	0	0	0	0	0	0
Utah County Atty - Investigations Division	0	1	0	0	0	1	0	0	0
Saratoga Springs PD	11	14	9	4	31	69	0	0	0
Utah County Total	177	238	46	25	646	1132	0	0	0
Wasatch County Sheriff	5	9	1	0	18	33	0	0	0
Heber City PD	1	5	1	0	6	13	0	0	0
Wasatch County Total	6	14	2	0	24	46	0	0	0
Washington County Sheriff	0	6	1	0	13	20	0	2	2
St. George PD	37	50	8	1	113	209	1	12	13
Hurricane PD	5	8	3	0	22	38	0	0	0
La Verkin PD	0	1	0	0	6	7	0	0	0
Springdale PD	1	0	0	0	0	1	0	0	0
Washington City PD	7	5	0	2	35	49	0	2	2
Hildale PD	1	3	0	1	1	6	0	0	0
Utah Tech University PD	0	0	0	0	2	2	0	0	0

Crimes Against Person - Table Two									
Agency	Kidnapping/Abduction	Rape	Sodomy	Sexual Assault with an Object	Fondling	Forcible Sex Offenses Total	Incest	Statutory Rape	Non-Forcible Sex Offenses Total
Santa Clara-Ivins Public Safety	2	7	0	0	6	15	1	0	1
Washington County Total	53	80	12	4	198	347	2	16	18
Wayne County Sheriff	No Data Reported								
Wayne County Total	No Data Reported								
Weber County Sheriff	18	31	4	3	38	94	0	1	1
Ogden PD	106	78	12	0	114	310	3	5	8
Roy PD	39	15	5	2	66	127	1	5	6
South Ogden PD	9	7	1	2	24	43	0	3	3
North Ogden PD	9	7	1	0	10	27	0	1	1
Riverdale PD	8	6	3	0	7	24	0	1	1
Weber State University PD	1	4	0	0	1	6	0	0	0
Harrisville PD	0	0	0	1	5	6	1	0	1
Pleasant View PD	1	0	0	0	5	6	0	0	0
Weber Morgan Narcotics Strike Force	0	0	0	0	0	0	0	0	0
Weber County Total	191	148	26	8	270	643	5	16	21
Utah Transit Authority PD	2	0	0	0	3	5	0	0	0
Dept of Natural Resources - Outdoor Rec	0	0	0	0	0	0	0	0	0
Utah Division of Wildlife Resources	0	0	0	0	0	0	0	0	0
Utah State Parks and Recreation	0	0	0	0	0	0	0	0	0
Utah Highway Patrol	10	4	0	12	4	30	0	0	0
Utah Motor Vehicle Enforcement Division	0	0	0	0	0	0	0	0	0
State Agency Total	12	4	0	12	7	35	0	0	0
Totals	1103	1531	304	84	2919	5941	20	86	106

Crimes Against Property

Crimes Against Property are offenses in which the object of the crime is to obtain something such as money, property, or some other benefit. Examples include Robbery, Bribery, and Burglary. One offense is counted for each distinct operation of a Crime Against Property except for Motor Vehicle Theft, where one offense is counted for each stolen vehicle.

Criminal incidents reported by the Utah Division of Wildlife Resources, Utah Highway Patrol, Utah State Parks and Recreation, Utah Motor Vehicle Enforcement Division, and the Utah Transit Authority PD may have occurred anywhere in the state where the agencies have jurisdiction.

NIBRS Crimes Against Property - Table One							
Agency	Arson	Bribery	Burglary/Breaking & Entering	Counterfeiting/Forgery	Destruction/Damage/Vandalism of Property	Embezzlement	Extortion/Blackmail
Beaver County Sheriff	0	0	11	0	16	0	1
Beaver County Total	0	0	11	0	16	0	1
Box Elder County Sheriff	2	0	20	3	43	1	4
Brigham City PD	3	0	35	5	88	0	2
Mantua PD	0	0	1	0	1	0	0
Willard PD	0	0	18	0	9	0	0
Perry PD	0	0	6	0	33	0	0
Tremonton Garland PD	1	1	14	5	36	0	0
Box Elder County Total	6	1	94	13	210	1	6
Cache County Sheriff	2	0	22	6	155	1	8
Logan PD	0	1	74	26	372	1	0
North Park PD	0	0	12	2	45	0	0

NIBRS Crimes Against Property - Table One							
Agency	Arson	Bribery	Burglary/Breaking & Entering	Counterfeiting/Forgery	Destruction/Damage/Vandalism of Property	Embezzlement	Extortion/Blackmail
Smithfield PD	0	0	12	2	38	0	0
Utah State University PD	0	0	1	0	14	0	0
Cache-Rich Drug Task Force	0	0	0	2	1	0	0
Cache County Total	2	1	121	38	625	2	8
Carbon County Sheriff	0	0	6	2	18	0	1
Price PD	0	0	16	2	50	0	0
Helper PD	1	0	8	3	20	0	0
Wellington PD	0	1	4	0	18	0	0
East Carbon PD	1	0	10	1	5	0	0
Utah State University - Eastern	0	0	0	0	1	0	0
Carbon County Total	2	1	44	8	112	0	1
Daggett County Sheriff	No Data Reported						
Daggett County Total	No Data Reported						
Davis County Sheriff	1	0	20	4	70	0	18
Bountiful PD	0	0	10	11	79	2	8
Clearfield PD	3	0	54	11	321	4	1
Layton PD	9	2	93	49	471	1	32
Centerville PD	2	0	14	23	66	0	3
Farmington PD	0	0	19	13	89	1	1
Kaysville PD	0	0	23	15	102	0	13
North Salt Lake PD	1	0	39	3	143	0	1
Sunset PD	3	0	9	0	27	0	0
West Bountiful PD	0	0	7	4	33	0	2

NIBRS Crimes Against Property - Table One							
Agency	Arson	Bribery	Burglary/Breaking & Entering	Counterfeiting/Forgery	Destruction/Damage/Vandalism of Property	Embezzlement	Extortion/Blackmail
Woods Cross PD	0	0	13	10	63	0	2
Clinton PD	1	0	8	3	52	0	0
Syracuse PD	1	0	21	4	108	0	26
Davis County Task Force	0	0	0	1	0	0	0
Davis County Total	21	2	330	151	1624	8	107
Duchesne County Sheriff	1	0	29	2	75	0	1
Roosevelt PD	1	0	18	5	77	0	0
Duchesne County Total	2	0	47	7	152	0	1
Emery County Sheriff	0	0	12	0	4	0	16
Emery County Total	0	0	12	0	4	0	16
Garfield County Sheriff	2	0	4	0	21	0	27
Garfield County Total	2	0	4	0	21	0	27
Grand County Sheriff	0	2	11	2	37	0	0
Moab PD	0	0	7	4	46	0	1
Grand County Total	0	2	18	6	83	0	1
Iron County Sheriff	1	0	39	3	81	0	1
Cedar City PD	1	0	73	16	232	0	0
Parowan PD	0	0	8	0	12	0	0
Southern Utah University PD	0	0	1	0	22	0	2
Brian Head Marshal	0	0	2	0	4	0	0
Iron County Task Force	0	0	0	0	0	0	0

NIBRS Crimes Against Property - Table One							
Agency	Arson	Bribery	Burglary/Breaking & Entering	Counterfeiting/Forgery	Destruction/Damage/Vandalism of Property	Embezzlement	Extortion/Blackmail
Enoch PD	0	0	2	1	17	0	0
Iron County Total	2	0	125	20	368	0	3
Juab County Sheriff	0	0	2	2	11	0	15
Nephi PD	0	0	12	1	36	0	49
Juab County Total	0	0	14	3	47	0	64
Kane County Sheriff	0	0	2	0	2	0	4
Kanab PD	0	0	7	0	10	0	17
Big Water Town Marshal	0	0	0	0	0	0	0
Kane County Total	0	0	9	0	12	0	21
Millard County Sheriff	1	0	22	5	31	0	59
Millard County Total	1	0	22	5	31	0	59
Morgan County Sheriff	1	0	8	4	19	0	32
Morgan County Total	1	0	8	4	19	0	32
Piute County Sheriff	0	0	0	0	1	0	0
Piute County Total	0	0	0	0	1	0	0
Rich County Sheriff	0	0	1	0	1	0	0
Rich County Total	0	0	1	0	1	0	0
Salt Lake County Sheriff	14	2	496	78	1671	3	33
Murray PD	27	0	171	15	552	1	10

NIBRS Crimes Against Property - Table One							
Agency	Arson	Bribery	Burglary/Breaking & Entering	Counterfeiting/Forgery	Destruction/Damage/Vandalism of Property	Embezzlement	Extortion/Blackmail
Salt Lake City PD	67	1	1139	194	3378	17	80
South Salt Lake PD	3	0	168	27	494	0	7
Sandy PD	8	1	247	92	522	7	43
West Jordan PD	6	0	200	96	838	3	14
University of Utah PD	0	0	29	15	160	1	8
Draper PD	5	0	94	34	277	5	8
Riverton PD	1	0	36	18	155	1	6
South Jordan PD	6	0	81	34	301	0	22
Bluffdale PD	0	0	15	4	83	0	8
Alta Marshal	0	0	2	1	2	0	0
West Valley PD	9	0	305	67	1176	3	26
Granite School District PD	9	0	8	0	83	0	0
Taylorsville PD	3	0	99	39	364	0	10
Cottonwood Heights PD	0	0	28	11	151	2	1
Herriman PD	2	0	39	12	255	1	22
Salt Lake County Total	160	4	3157	737	10462	44	298
San Juan County Sheriff	0	1	0	0	0	0	0
Blanding PD	0	0	3	0	8	0	0
San Juan County Total	0	1	3	0	8	0	0
Sanpete County Sheriff	0	0	1	1	29	0	0
Ephraim PD	0	0	3	0	19	0	0
Fairview PD	0	0	0	0	1	0	0
Mt. Pleasant PD	0	0	2	0	12	0	0
Spring City PD	0	0	0	0	5	0	0

NIBRS Crimes Against Property - Table One							
Agency	Arson	Bribery	Burglary/Breaking & Entering	Counterfeiting/Forgery	Destruction/Damage/Vandalism of Property	Embezzlement	Extortion/Blackmail
Snow College PD	0	0	0	0	14	0	0
Gunnison Valley PD	0	0	0	0	0	0	0
Sanpete County Total	0	0	6	1	80	0	0
Sevier County Sheriff	0	0	6	1	11	0	0
Richfield PD	0	0	16	5	55	0	0
Aurora PD	No Data Reported						
Salina PD	0	0	4	0	10	0	0
Sevier County Total	0	0	26	6	76	0	0
Summit County Sheriff	0	0	25	2	66	0	0
Kamas PD	No Data Reported						
Park City PD	0	0	15	4	111	0	1
Summit County Total	0	0	40	6	177	0	1
Tooele County Sheriff	1	0	23	12	204	1	8
Tooele PD	4	0	79	27	295	6	8
Grantsville PD	0	0	10	5	64	1	3
Wendover PD	No Data Reported						
Tooele County Total	5	0	112	44	563	8	19
Uintah County Sheriff	1	0	8	5	71	0	2
Vernal PD	1	0	6	1	36	0	1
Naples PD	0	0	3	1	12	0	2
Uintah County Total	2	0	17	7	119	0	5

NIBRS Crimes Against Property - Table One							
Agency	Arson	Bribery	Burglary/Breaking & Entering	Counterfeiting/Forgery	Destruction/Damage/Vandalism of Property	Embezzlement	Extortion/Blackmail
Utah County Sheriff	1	0	36	6	263	0	4
American Fork PD	6	0	59	11	248	0	5
Lehi PD	2	0	74	12	295	1	10
Orem DPS	5	0	90	42	558	0	82
Payson PD	1	0	15	3	88	0	4
Pleasant Grove PD	3	1	63	33	198	0	23
Provo PD	13	0	118	43	571	0	12
Spanish Fork PD	0	0	27	2	200	0	5
Springville PD	2	0	20	6	112	0	4
Lone Peak PD	0	0	8	2	62	0	2
Salem PD	0	0	5	2	51	0	0
Santaquin PD	0	0	7	6	63	0	1
Brigham Young University PD	0	0	3	0	21	0	2
Lindon PD	0	0	15	2	63	0	6
Mapleton PD	0	0	3	0	33	0	1
Utah Valley University PD	1	0	1	1	29	0	0
Utah County Major Crimes Task Force	0	0	0	1	0	0	0
Utah County Atty - Investigations Division	0	0	0	0	0	0	0
Saratoga Springs PD	1	0	24	17	184	0	15
Utah County Total	35	1	568	189	3039	1	176
Wasatch County Sheriff	1	0	11	3	48	0	0
Heber City PD	1	0	8	4	160	0	0
Wasatch County Total	2	0	19	7	208	0	0
Washington County Sheriff	0	0	17	8	75	3	1

NIBRS Crimes Against Property - Table One							
Agency	Arson	Bribery	Burglary/Breaking & Entering	Counterfeiting/Forgery	Destruction/Damage/Vandalism of Property	Embezzlement	Extortion/Blackmail
St. George PD	1	1	117	71	1072	1	24
Hurricane PD	0	0	27	8	106	1	2
La Verkin PD	0	0	2	1	19	0	0
Springdale PD	0	0	0	0	9	0	0
Washington City PD	1	0	41	9	193	0	1
Hildale PD	0	0	5	1	16	0	0
Utah Tech University PD	0	0	1	0	20	0	1
Santa Clara-Ivins Public Safety	1	0	28	8	68	0	0
Washington County Total	3	1	238	106	1578	5	29
Wayne County Sheriff	No Data Reported						
Wayne County Total	No Data Reported						
Weber County Sheriff	0	1	90	13	305	0	12
Ogden PD	6	0	220	50	946	4	24
Roy PD	2	0	58	19	208	0	10
South Ogden PD	2	0	32	8	120	0	1
North Ogden PD	1	0	22	2	84	0	6
Riverdale PD	1	0	29	9	82	0	1
Weber State University PD	0	0	3	0	17	0	0
Harrisville PD	1	0	23	9	74	0	2
Pleasant View PD	0	0	10	1	33	0	1
Weber Morgan Narcotics Strike Force	0	0	0	1	2	0	0
Weber County Total	13	1	487	112	1871	4	57
Utah Transit Authority PD	10	0	2	5	612	0	0

NIBRS Crimes Against Property - Table One							
Agency	Arson	Bribery	Burglary/Breaking & Entering	Counterfeiting/Forgery	Destruction/Damage/Vandalism of Property	Embezzlement	Extortion/Blackmail
Dept of Natural Resources - Outdoor Rec	0	0	1	0	0	0	0
Utah Division of Wildlife Resources	1	0	0	0	13	0	0
Utah State Parks and Recreation	1	0	0	0	8	0	0
Utah Highway Patrol	1	0	3	38	60	0	1
Utah Motor Vehicle Enforcement Division	0	0	0	10	0	1	0
State Agency Total	13	0	6	53	693	1	1
Totals	272	15	5539	1523	22200	74	933

NIBRS Crimes Against Property - Table Two								
Agency	False Pretenses/Swindle/Confidence Game	Credit Card/Automatic Teller Machine Fraud	Impersonation	Welfare Fraud	Wire Fraud	Identity Theft	Hacking/Computer Invasion	Fraud Offenses Total
Beaver County Sheriff	19	0	1	0	0	1	0	21
Beaver County Total	19	0	1	0	0	1	0	21
Box Elder County Sheriff	38	1	0	0	0	7	2	48
Brigham City PD	44	24	7	0	9	13	6	103
Mantua PD	0	0	0	0	0	0	0	0
Willard PD	4	2	0	0	0	2	0	8
Perry PD	9	2	1	0	0	1	0	13
Tremonton Garland PD	15	5	0	0	0	5	0	25
Box Elder County Total	110	34	8	0	9	28	8	197
Cache County Sheriff	48	16	0	1	32	29	0	126
Logan PD	173	3	0	0	7	12	1	196
North Park PD	25	0	0	0	1	1	0	27
Smithfield PD	22	0	0	0	2	0	0	24
Utah State University PD	6	0	1	0	1	1	0	9
Cache-Rich Drug Task Force	3	0	0	0	0	0	0	3
Cache County Total	277	19	1	1	43	43	1	385
Carbon County Sheriff	13	3	1	0	2	0	0	19
Price PD	10	9	3	0	1	0	0	23
Helper PD	2	2	0	0	0	0	0	4
Wellington PD	0	0	1	0	0	0	0	1
East Carbon PD	2	1	1	0	1	0	0	5
Utah State University - Eastern	0	0	0	0	0	0	0	0
Carbon County Total	27	15	6	0	4	0	0	52

NIBRS Crimes Against Property - Table Two								
Agency	False Pretenses/Swindle/Confidence Game	Credit Card/Automatic Teller Machine Fraud	Impersonation	Welfare Fraud	Wire Fraud	Identity Theft	Hacking/Computer Invasion	Fraud Offenses Total
Daggett County Sheriff	No Data Reported							
Daggett County Total	No Data Reported							
Davis County Sheriff	1	73	12	0	0	15	2	103
Bountiful PD	19	11	2	0	34	8	3	77
Clearfield PD	147	0	4	0	15	0	0	166
Layton PD	117	163	69	0	33	15	2	399
Centerville PD	23	44	5	0	1	6	3	82
Farmington PD	11	103	14	0	0	5	1	134
Kaysville PD	6	51	2	0	1	0	0	60
North Salt Lake PD	7	60	4	0	3	8	2	84
Sunset PD	3	9	5	0	0	2	0	19
West Bountiful PD	9	12	0	0	0	1	0	22
Woods Cross PD	8	44	2	0	2	3	0	59
Clinton PD	9	57	1	0	0	3	0	70
Syracuse PD	14	51	20	0	45	9	0	139
Davis County Task Force	0	0	0	0	0	0	0	0
Davis County Total	374	678	140	0	134	75	13	1414
Duchesne County Sheriff	42	20	7	0	5	0	0	74
Roosevelt PD	17	6	1	0	0	5	0	29
Duchesne County Total	59	26	8	0	5	5	0	103
Emery County Sheriff	11	0	1	0	1	0	0	13
Emery County Total	11	0	1	0	1	0	0	13
Garfield County Sheriff	5	2	2	0	1	1	0	11

NIBRS Crimes Against Property - Table Two								
Agency	False Pretenses/Swindle/Confidence Game	Credit Card/Automatic Teller Machine Fraud	Impersonation	Welfare Fraud	Wire Fraud	Identity Theft	Hacking/Computer Invasion	Fraud Offenses Total
Garfield County Total	5	2	2	0	1	1	0	11
Grand County Sheriff	0	0	1	0	0	0	0	1
Moab PD	7	2	2	0	0	0	0	11
Grand County Total	7	2	3	0	0	0	0	12
Iron County Sheriff	30	7	0	0	0	5	0	42
Cedar City PD	119	7	0	0	0	4	1	131
Parowan PD	12	0	0	0	0	0	0	12
Southern Utah University PD	7	0	0	0	0	0	0	7
Brian Head Marshal	2	0	0	0	0	0	0	2
Iron County Task Force	0	0	0	0	0	0	0	0
Enoch PD	20	2	0	0	0	1	1	24
Iron County Total	190	16	0	0	0	10	2	218
Juab County Sheriff	14	2	0	0	0	0	0	16
Nephi PD	18	2	0	0	0	0	0	20
Juab County Total	32	4	0	0	0	0	0	36
Kane County Sheriff	0	0	0	0	0	0	0	0
Kanab PD	4	2	1	0	0	0	0	7
Big Water Town Marshal	1	0	0	0	0	0	0	1
Kane County Total	5	2	1	0	0	0	0	8
Millard County Sheriff	1	69	2	0	3	1	0	76
Millard County Total	1	69	2	0	3	1	0	76

NIBRS Crimes Against Property - Table Two								
Agency	False Pretenses/Swindle/Confidence Game	Credit Card/Automatic Teller Machine Fraud	Impersonation	Welfare Fraud	Wire Fraud	Identity Theft	Hacking/Computer Invasion	Fraud Offenses Total
Morgan County Sheriff	4	3	1	0	2	3	0	13
Morgan County Total	4	3	1	0	2	3	0	13
Piute County Sheriff	0	0	0	0	0	0	0	0
Piute County Total	0	0	0	0	0	0	0	0
Rich County Sheriff	0	0	0	0	0	0	0	0
Rich County Total	0	0	0	0	0	0	0	0
Salt Lake County Sheriff	596	296	126	1	109	0	0	1128
Murray PD	218	161	33	0	31	0	0	443
Salt Lake City PD	254	1042	200	1	137	305	13	1952
South Salt Lake PD	33	73	43	2	37	1	0	189
Sandy PD	175	187	87	0	66	0	0	515
West Jordan PD	178	148	46	0	108	12	0	492
University of Utah PD	24	6	0	0	0	0	0	30
Draper PD	126	61	5	0	16	0	0	208
Riverton PD	88	54	24	0	4	0	0	170
South Jordan PD	223	65	26	0	48	0	0	362
Bluffdale PD	48	5	1	0	0	2	0	56
Alta Marshal	0	0	0	0	0	0	1	1
West Valley PD	366	262	41	2	67	0	0	738
Granite School District PD	0	4	0	0	0	0	0	4
Taylorsville PD	184	107	24	0	23	0	0	338
Cottonwood Heights PD	79	53	10	0	24	0	0	166
Herriman PD	92	28	23	0	10	15	0	168
Salt Lake County Total	2684	2552	689	6	680	335	14	6960

NIBRS Crimes Against Property - Table Two								
Agency	False Pretenses/Swindle/Confidence Game	Credit Card/Automatic Teller Machine Fraud	Impersonation	Welfare Fraud	Wire Fraud	Identity Theft	Hacking/Computer Invasion	Fraud Offenses Total
San Juan County Sheriff	0	0	0	0	0	0	0	0
Blanding PD	6	0	0	0	0	1	1	8
San Juan County Total	6	0	0	0	0	1	1	8
Sanpete County Sheriff	15	2	0	1	5	4	1	28
Ephraim PD	12	3	3	0	1	0	0	19
Fairview PD	1	0	0	0	0	0	0	1
Mt. Pleasant PD	6	0	0	0	0	0	0	6
Spring City PD	1	1	0	0	0	0	0	2
Snow College PD	3	0	0	0	0	0	0	3
Gunnison Valley PD	0	0	0	0	0	0	0	0
Sanpete County Total	38	6	3	1	6	4	1	59
Sevier County Sheriff	14	0	0	0	0	0	0	14
Richfield PD	52	1	1	0	0	0	0	54
Aurora PD	No Data Reported							
Salina PD	11	0	0	0	0	0	0	11
Sevier County Total	77	1	1	0	0	0	0	79
Summit County Sheriff	85	0	3	0	0	0	0	88
Kamas PD	No Data Reported							
Park City PD	36	1	9	0	0	0	0	46
Summit County Total	121	1	12	0	0	0	0	134
Tooele County Sheriff	41	20	0	0	14	12	0	87
Tooele PD	64	35	0	0	47	7	1	154

NIBRS Crimes Against Property - Table Two								
Agency	False Pretenses/Swindle/Confidence Game	Credit Card/Automatic Teller Machine Fraud	Impersonation	Welfare Fraud	Wire Fraud	Identity Theft	Hacking/Computer Invasion	Fraud Offenses Total
Grantsville PD	27	5	0	0	3	3	0	38
Wendover PD	No Data Reported							
Tooele County Total	132	60	0	0	64	22	1	279
Uintah County Sheriff	21	5	1	0	0	1	0	28
Vernal PD	19	4	0	0	0	0	0	23
Naples PD	7	1	0	0	0	0	1	9
Uintah County Total	47	10	1	0	0	1	1	60
Utah County Sheriff	160	12	0	0	0	0	0	172
American Fork PD	165	1	7	0	0	0	0	173
Lehi PD	273	18	4	0	0	0	0	295
Orem DPS	303	40	34	0	0	1	0	378
Payson PD	31	3	0	0	0	0	0	34
Pleasant Grove PD	138	30	34	0	0	1	0	203
Provo PD	196	26	79	0	0	6	0	307
Spanish Fork PD	128	5	9	0	0	0	0	142
Springville PD	100	10	4	0	0	0	0	114
Lone Peak PD	31	2	0	0	0	0	0	33
Salem PD	19	2	0	0	0	0	0	21
Santaquin PD	40	4	1	0	0	0	0	45
Brigham Young University PD	5	1	0	0	0	0	0	6
Lindon PD	21	2	2	0	0	0	0	25
Mapleton PD	24	0	1	0	0	0	0	25
Utah Valley University PD	1	1	0	0	0	0	0	2
Utah County Major Crimes Task Force	0	0	0	0	0	0	0	0
Utah County Atty - Investigations Division	4	0	0	0	0	0	0	4

NIBRS Crimes Against Property - Table Two								
Agency	False Pretenses/Swindle/Confidence Game	Credit Card/Automatic Teller Machine Fraud	Impersonation	Welfare Fraud	Wire Fraud	Identity Theft	Hacking/Computer Invasion	Fraud Offenses Total
Saratoga Springs PD	87	19	15	0	0	0	0	121
Utah County Total	1726	176	190	0	0	8	0	2100
Wasatch County Sheriff	6	1	12	0	0	0	0	19
Heber City PD	23	2	13	0	0	0	0	38
Wasatch County Total	29	3	25	0	0	0	0	57
Washington County Sheriff	18	16	9	0	8	0	0	51
St. George PD	152	94	72	0	7	0	0	325
Hurricane PD	44	28	10	0	6	0	0	88
La Verkin PD	3	2	0	0	0	0	0	5
Springdale PD	6	2	0	0	0	0	0	8
Washington City PD	51	49	30	0	8	0	0	138
Hildale PD	1	3	0	0	0	0	0	4
Utah Tech University PD	2	0	0	0	0	0	0	2
Santa Clara-Ivins Public Safety	25	13	1	0	4	0	0	43
Washington County Total	302	207	122	0	33	0	0	664
Wayne County Sheriff	No Data Reported							
Wayne County Total	No Data Reported							
Weber County Sheriff	72	16	21	0	15	22	0	146
Ogden PD	117	169	27	2	34	59	0	408
Roy PD	78	30	10	1	13	24	0	156
South Ogden PD	43	22	3	0	6	11	0	85
North Ogden PD	32	10	6	0	5	17	0	70
Riverdale PD	18	65	6	0	8	12	0	109

NIBRS Crimes Against Property - Table Two								
Agency	False Pretenses/Swindle/Confidence Game	Credit Card/Automatic Teller Machine Fraud	Impersonation	Welfare Fraud	Wire Fraud	Identity Theft	Hacking/Computer Invasion	Fraud Offenses Total
Weber State University PD	0	0	0	0	0	0	0	0
Harrisville PD	4	10	1	0	7	7	0	29
Pleasant View PD	10	5	1	0	2	10	0	28
Weber Morgan Narcotics Strike Force	4	3	0	0	0	4	0	11
Weber County Total	378	330	75	3	90	166	0	1042
Utah Transit Authority PD	14	27	3	0	0	1	0	45
Dept of Natural Resources - Outdoor Rec	0	0	0	0	0	0	0	0
Utah Division of Wildlife Resources	0	0	0	0	0	0	0	0
Utah State Parks and Recreation	1	0	0	0	0	0	0	1
Utah Highway Patrol	15	12	37	0	0	0	0	64
Utah Motor Vehicle Enforcement Division	42	0	0	0	23	0	1	66
State Agency Total	72	39	40	0	23	1	1	176
Totals	6733	4255	1332	11	1098	705	43	14177

NIBRS Crimes Against Property - Table Three

Agency	Pocket-picking	Purse-snatching	Shoplifting	Theft From Building	Theft From Coin-Operated Machine or Device	Theft From Motor Vehicle	Theft of Motor Vehicle Parts or Accessories	All Other Larceny	Larceny/Theft Offenses Total	Motor Vehicle Theft	Robbery	Stolen Property Offenses
Beaver County Sheriff	0	0	3	0	0	3	0	26	32	6	0	0
Beaver County Total	0	0	3	0	0	3	0	26	32	6	0	0
Box Elder County Sheriff	0	0	2	0	0	6	0	43	51	10	0	0
Brigham City PD	0	0	14	0	0	42	1	128	185	14	3	0
Mantua PD	0	0	1	0	0	0	0	1	2	0	0	0
Willard PD	0	0	0	0	0	0	0	1	1	1	0	0
Perry PD	0	0	65	0	0	11	0	19	95	4	1	0
Tremonton Garland PD	0	0	2	0	0	14	0	56	72	7	1	0
Box Elder County Total	0	0	84	0	0	73	1	248	406	36	5	0
Cache County Sheriff	0	0	32	13	0	35	1	109	190	20	0	0
Logan PD	1	1	246	1	0	138	1	320	708	57	3	1
North Park PD	0	0	13	0	0	7	0	31	51	5	0	0
Smithfield PD	0	0	9	0	0	7	0	27	43	5	0	0
Utah State University PD	0	0	5	0	0	2	0	31	38	1	0	0
Cache-Rich Drug Task Force	0	0	0	0	0	0	0	3	3	0	0	0
Cache County Total	1	1	305	14	0	189	2	521	1033	88	3	1
Carbon County Sheriff	0	0	1	3	0	0	0	25	29	3	0	1
Price PD	0	2	81	4	0	6	0	57	150	3	0	0
Helper PD	0	0	2	0	0	2	1	13	18	4	0	0
Wellington PD	0	0	4	0	0	0	0	6	10	1	0	0
East Carbon PD	0	0	3	1	0	2	0	11	17	0	0	0
Utah State University - Eastern	0	0	0	0	0	0	0	0	0	0	0	0
Carbon County Total	0	2	91	8	0	10	1	112	224	11	0	1

NIBRS Crimes Against Property - Table Three

Agency	Pocket-picking	Purse-snatching	Shoplifting	Theft From Building	Theft From Coin-Operated Machine or Device	Theft From Motor Vehicle	Theft of Motor Vehicle Parts or Accessories	All Other Larceny	Larceny/Theft Offenses Total	Motor Vehicle Theft	Robbery	Stolen Property Offenses
Daggett County Sheriff	No Data Reported											
Daggett County Total	No Data Reported											
Davis County Sheriff	0	0	26	1	0	31	1	50	109	10	3	1
Bountiful PD	0	0	23	27	0	37	7	34	128	9	0	7
Clearfield PD	0	1	61	126	0	113	6	65	372	38	5	8
Layton PD	6	1	462	104	3	199	26	299	1100	61	7	10
Centerville PD	0	0	79	7	0	44	9	93	232	6	2	6
Farmington PD	3	1	89	14	0	49	2	186	344	10	2	2
Kaysville PD	0	0	33	0	0	61	1	80	175	19	2	0
North Salt Lake PD	0	0	27	1	0	71	4	98	201	31	3	4
Sunset PD	0	0	5	0	0	9	0	23	37	7	0	1
West Bountiful PD	0	0	25	0	0	10	3	41	79	6	0	3
Woods Cross PD	0	0	13	3	0	27	10	74	127	20	1	5
Clinton PD	0	0	72	0	0	8	0	48	128	4	0	2
Syracuse PD	0	0	72	1	0	30	3	55	161	5	0	3
Davis County Task Force	0	0	0	0	0	0	0	0	0	0	0	0
Davis County Total	9	3	987	284	3	689	72	1146	3193	226	25	52
Duchesne County Sheriff	0	0	7	0	0	7	0	167	181	22	0	4
Roosevelt PD	0	0	43	1	0	7	0	73	124	20	0	0
Duchesne County Total	0	0	50	1	0	14	0	240	305	42	0	4
Emery County Sheriff	0	0	0	0	0	0	0	45	45	2	0	1
Emery County Total	0	0	0	0	0	0	0	45	45	2	0	1

NIBRS Crimes Against Property - Table Three

Agency	Pocket-picking	Purse-snatching	Shoplifting	Theft From Building	Theft From Coin-Operated Machine or Device	Theft From Motor Vehicle	Theft of Motor Vehicle Parts or Accessories	All Other Larceny	Larceny/Theft Offenses Total	Motor Vehicle Theft	Robbery	Stolen Property Offenses
Garfield County Sheriff	0	0	6	1	0	2	2	13	24	3	0	0
Garfield County Total	0	0	6	1	0	2	2	13	24	3	0	0
Grand County Sheriff	0	0	0	0	0	6	0	31	37	4	0	5
Moab PD	0	1	12	0	0	8	0	68	89	13	1	6
Grand County Total	0	1	12	0	0	14	0	99	126	17	1	11
Iron County Sheriff	0	1	0	2	0	9	5	56	73	21	1	3
Cedar City PD	0	3	194	2	0	136	8	177	520	36	2	3
Parowan PD	0	0	4	0	0	3	0	20	27	1	0	0
Southern Utah University PD	0	0	0	0	0	8	0	19	27	2	0	0
Brian Head Marshal	0	0	1	0	0	0	0	5	6	1	0	0
Iron County Task Force	0	0	0	0	0	0	0	1	1	0	0	0
Enoch PD	0	0	3	0	0	3	0	6	12	0	0	1
Iron County Total	0	4	202	4	0	159	13	284	666	61	3	7
Juab County Sheriff	0	0	1	0	0	6	0	9	16	2	0	7
Nephi PD	0	0	11	1	0	2	0	26	40	2	0	4
Juab County Total	0	0	12	1	0	8	0	35	56	4	0	11
Kane County Sheriff	0	0	0	0	0	1	0	12	13	3	1	1
Kanab PD	0	0	1	0	0	2	0	48	51	6	0	0
Big Water Town Marshal	0	0	0	0	0	0	0	1	1	0	0	0
Kane County Total	0	0	1	0	0	3	0	61	65	9	1	1

NIBRS Crimes Against Property - Table Three

Agency	Pocket-picking	Purse-snatching	Shoplifting	Theft From Building	Theft From Coin-Operated Machine or Device	Theft From Motor Vehicle	Theft of Motor Vehicle Parts or Accessories	All Other Larceny	Larceny/Theft Offenses Total	Motor Vehicle Theft	Robbery	Stolen Property Offenses
Millard County Sheriff	0	0	23	1	0	13	1	53	91	13	0	2
Millard County Total	0	0	23	1	0	13	1	53	91	13	0	2
Morgan County Sheriff	0	0	2	0	0	2	0	8	12	0	0	3
Morgan County Total	0	0	2	0	0	2	0	8	12	0	0	3
Piute County Sheriff	0	0	0	0	0	0	0	1	1	0	0	0
Piute County Total	0	0	0	0	0	0	0	1	1	0	0	0
Rich County Sheriff	0	0	0	0	0	0	0	1	1	2	0	0
Rich County Total	0	0	0	0	0	0	0	1	1	2	0	0
Salt Lake County Sheriff	4	10	771	239	1	1093	201	958	3277	509	62	79
Murray PD	1	7	357	48	0	471	80	598	1562	220	30	29
Salt Lake City PD	55	137	2238	1488	1	2639	675	2459	9692	1234	368	354
South Salt Lake PD	4	10	391	21	2	236	21	440	1125	154	29	4
Sandy PD	6	0	641	124	1	454	83	345	1654	165	20	66
West Jordan PD	0	0	638	25	1	419	60	547	1690	203	30	41
University of Utah PD	0	3	15	5	0	30	9	189	251	13	2	0
Draper PD	0	0	66	14	0	247	24	259	610	50	11	14
Riverton PD	3	4	151	17	0	83	9	74	341	27	1	1
South Jordan PD	3	7	237	33	0	230	12	289	811	87	6	45
Bluffdale PD	1	0	3	3	0	44	0	62	113	17	0	9
Alta Marshal	0	0	0	1	0	0	0	14	15	1	1	0
West Valley PD	0	0	679	22	0	452	174	955	2282	467	84	88
Granite School District PD	0	0	0	1	0	0	1	57	59	2	2	1

NIBRS Crimes Against Property - Table Three

Agency	Pocket-picking	Purse-snatching	Shoplifting	Theft From Building	Theft From Coin-Operated Machine or Device	Theft From Motor Vehicle	Theft of Motor Vehicle Parts or Accessories	All Other Larceny	Larceny/Theft Offenses Total	Motor Vehicle Theft	Robbery	Stolen Property Offenses
Taylorsville PD	3	4	389	71	2	238	40	199	946	148	14	15
Cottonwood Heights PD	2	11	154	33	1	144	11	128	484	38	2	7
Herriman PD	3	1	68	44	0	115	17	125	373	40	3	0
Salt Lake County Total	85	194	6798	2189	9	6895	1417	7698	25285	3375	665	753
San Juan County Sheriff	0	0	1	1	0	1	0	0	3	2	0	1
Blanding PD	0	0	8	20	0	2	0	4	34	1	0	1
San Juan County Total	0	0	9	21	0	3	0	4	37	3	0	2
Sanpete County Sheriff	0	0	0	2	0	3	0	27	32	13	0	0
Ephraim PD	0	0	18	1	0	1	0	15	35	1	0	0
Fairview PD	0	0	0	0	0	0	0	0	0	0	0	0
Mt. Pleasant PD	0	0	10	1	0	3	0	6	20	2	0	0
Spring City PD	0	0	0	1	0	2	0	4	7	0	0	0
Snow College PD	0	0	1	4	0	0	0	6	11	1	0	0
Gunnison Valley PD	0	0	0	0	0	0	0	0	0	1	0	0
Sanpete County Total	0	0	29	9	0	9	0	58	105	18	0	0
Sevier County Sheriff	0	0	1	0	0	0	0	27	28	4	0	0
Richfield PD	0	1	68	1	0	3	0	120	193	12	0	0
Aurora PD	No Data Reported											
Salina PD	0	0	2	0	0	1	0	31	34	3	0	0
Sevier County Total	0	1	71	1	0	4	0	178	255	19	0	0
Summit County Sheriff	0	0	0	0	0	65	0	181	246	19	3	0
Kamas PD	No Data Reported											

NIBRS Crimes Against Property - Table Three

Agency	Pocket-picking	Purse-snatching	Shoplifting	Theft From Building	Theft From Coin-Operated Machine or Device	Theft From Motor Vehicle	Theft of Motor Vehicle Parts or Accessories	All Other Larceny	Larceny/Theft Offenses Total	Motor Vehicle Theft	Robbery	Stolen Property Offenses
Park City PD	0	0	5	0	0	40	1	131	177	10	1	1
Summit County Total	0	0	5	0	0	105	1	312	423	29	4	1
Tooele County Sheriff	0	0	32	18	0	43	6	134	233	25	1	29
Tooele PD	0	0	183	5	0	90	5	232	515	51	7	51
Grantsville PD	0	0	6	0	0	10	0	27	43	6	5	8
Wendover PD	No Data Reported											
Tooele County Total	0	0	221	23	0	143	11	393	791	82	13	88
Uintah County Sheriff	0	0	11	0	0	6	1	64	82	10	2	2
Vernal PD	0	0	81	1	0	1	0	32	115	2	0	2
Naples PD	0	0	0	0	0	0	0	6	6	4	0	0
Uintah County Total	0	0	92	1	0	7	1	102	203	16	2	4
Utah County Sheriff	0	0	31	4	0	126	8	139	308	24	3	15
American Fork PD	0	6	221	13	1	83	18	289	631	55	3	34
Lehi PD	0	0	78	4	0	163	3	263	511	72	2	18
Orem DPS	1	1	405	151	0	305	42	318	1223	103	10	65
Payson PD	0	4	25	1	0	17	2	81	130	11	3	2
Pleasant Grove PD	2	0	28	9	0	81	8	118	246	39	1	30
Provo PD	2	1	202	192	2	320	67	527	1313	113	18	90
Spanish Fork PD	1	5	87	0	0	89	8	167	357	21	4	5
Springville PD	1	0	92	5	0	64	5	150	317	27	3	19
Lone Peak PD	0	0	5	2	0	22	1	42	72	7	1	1
Salem PD	0	0	2	2	0	9	0	29	42	2	0	2
Santaquin PD	0	0	13	2	0	9	2	25	51	7	0	11

NIBRS Crimes Against Property - Table Three

Agency	Pocket-picking	Purse-snatching	Shoplifting	Theft From Building	Theft From Coin-Operated Machine or Device	Theft From Motor Vehicle	Theft of Motor Vehicle Parts or Accessories	All Other Larceny	Larceny/Theft Offenses Total	Motor Vehicle Theft	Robbery	Stolen Property Offenses
Brigham Young University PD	0	0	5	6	0	24	1	70	106	2	0	3
Lindon PD	1	0	87	1	0	19	6	101	215	22	3	5
Mapleton PD	0	0	7	1	0	6	0	28	42	1	0	1
Utah Valley University PD	0	0	1	2	0	2	1	22	28	0	0	0
Utah County Major Crimes Task Force	0	0	0	0	0	0	0	0	0	0	0	1
Utah County Atty - Investigations Division	0	0	0	0	0	0	0	1	1	0	0	0
Saratoga Springs PD	0	0	56	15	0	57	6	102	236	20	2	6
Utah County Total	8	17	1345	410	3	1396	178	2472	5829	526	53	308
Wasatch County Sheriff	0	2	0	4	0	19	0	30	55	13	1	2
Heber City PD	0	4	38	4	0	13	6	79	144	11	0	2
Wasatch County Total	0	6	38	8	0	32	6	109	199	24	1	4
Washington County Sheriff	0	0	3	0	0	17	2	57	79	13	2	13
St. George PD	0	11	287	2	0	129	8	591	1028	99	23	64
Hurricane PD	0	1	80	1	0	31	3	93	209	16	0	14
La Verkin PD	0	0	48	0	0	9	0	13	70	5	0	2
Springdale PD	0	0	0	0	0	3	0	6	9	2	0	1
Washington City PD	0	4	171	3	0	73	0	133	384	31	1	29
Hildale PD	0	0	1	0	1	0	0	14	16	1	0	2
Utah Tech University PD	0	0	0	0	0	2	0	16	18	1	0	2
Santa Clara-Ivins Public Safety	0	0	5	0	0	8	2	32	47	7	0	7
Washington County Total	0	16	595	6	1	272	15	955	1860	175	26	134
Wayne County Sheriff	No Data Reported											
Wayne County Total	No Data Reported											

NIBRS Crimes Against Property - Table Three

Agency	Pocket-picking	Purse-snatching	Shoplifting	Theft From Building	Theft From Coin-Operated Machine or Device	Theft From Motor Vehicle	Theft of Motor Vehicle Parts or Accessories	All Other Larceny	Larceny/Theft Offenses Total	Motor Vehicle Theft	Robbery	Stolen Property Offenses
Weber County Sheriff	3	4	43	59		65	16	155	345	31	6	8
Ogden PD	8	10	527	263	1	191	41	488	1529	163	47	37
Roy PD	5	5	76	49	0	38	11	133	317	22	6	9
South Ogden PD	0	2	40	30	0	30	6	50	158	4	7	2
North Ogden PD	0	1	25	3	0	18	1	56	104	14	1	3
Riverdale PD	9	4	313	14	1	12	2	75	430	18	2	10
Weber State University PD	0	0	3	3	0	3	0	13	22	0	0	0
Harrisville PD	1	1	109	9	0	7	3	21	151	2	6	1
Pleasant View PD	0	0	1	7	0	19	1	29	57	4	0	0
Weber Morgan Narcotics Strike Force	0	0	0	0	0	1	0	0	1	0	0	8
Weber County Total	26	27	1137	437	2	384	81	1020	3114	258	75	78
Utah Transit Authority PD	9	4	1	0	0	34	9	1475	1532	17	20	5
Dept of Natural Resources - Outdoor Rec	0	0	0	0	0	0	0	2	2	0	0	1
Utah Division of Wildlife Resources	7	0	0	0	0	0	0	4	11	2	0	4
Utah State Parks and Recreation	0	0	0	0	0	4	0	34	38	2	0	6
Utah Highway Patrol	0	0	2	3	0	14	5	39	63	13	3	69
Utah Motor Vehicle Enforcement Division	0	0	0	0	0	0	0	1	1	0	0	2
State Agency Total	16	4	3	3	0	52	14	1555	1647	34	23	87
Totals	145	276	12121	3422	18	10481	1816	17749	46028	5079	900	1553

Crimes Against Society

Crimes Against Society are offenses that are classified as those that represent society's prohibition against engaging in certain types of activity. These are not crimes against persons because they do not actually involve an injured party; nor are they against property because property is not the object of the crime. This category includes things such as drug/narcotic offenses, gambling offenses, pornography/obscene material, and prostitution offenses.

Criminal incidents reported by the Utah Division of Wildlife Resources, Utah Highway Patrol, Utah State Parks and Recreation, Utah Motor Vehicle Enforcement Division, and the Utah Transit Authority PD may have occurred anywhere in the state where the agencies have jurisdiction.

NIBRS Crimes Against - Society - Table One								
Agency	Animal Cruelty	Drug Equipment Violations	Drug/Narcotic Violations	Drug/Narcotic Offenses Total	Betting/Wagering	Gambling Equipment Violations	Operating/Promoting/Assisting	Gambling Offenses Total
Beaver County Sheriff	0	5	23	28	0	0	0	0
Beaver County Total	0	5	23	28	0	0	0	0
Box Elder County Sheriff	0	15	32	47	0	0	0	0
Brigham City PD	3	37	75	112	0	0	0	0
Mantua PD	0	15	15	30	0	0	0	0
Willard PD	0	0	3	3	0	0	0	0
Perry PD	0	5	28	33	0	0	0	0
Tremonton Garland PD	2	8	20	28	0	0	0	0
Box Elder County Total	5	80	173	253	0	0	0	0
Cache County Sheriff	0	101	155	256	0	0	0	0
Logan PD	7	244	367	611	0	0	0	0
North Park PD	0	13	20	33	0	0	0	0
Smithfield PD	0	2	10	12	0	0	0	0
Utah State University PD	0	1	11	12	0	0	0	0
Cache-Rich Drug Task Force	0	113	230	343	0	0	0	0
Cache County Total	7	474	793	1267	0	0	0	0

NIBRS Crimes Against - Society - Table One								
Agency	Animal Cruelty	Drug Equipment Violations	Drug/Narcotic Violations	Drug/Narcotic Offenses Total	Betting/Wagering	Gambling Equipment Violations	Operating/Promoting/Assisting	Gambling Offenses Total
Carbon County Sheriff	0	47	64	111	0	0	0	0
Price PD	0	58	95	153	0	0	0	0
Helper PD	0	36	54	90	0	0	0	0
Wellington PD	0	12	13	25	0	0	0	0
East Carbon PD	0	1	3	4	0	0	0	0
Utah State University - Eastern	0	0	0	0	0	0	0	0
Carbon County Total	0	154	229	383	0	0	0	0
Daggett County Sheriff	No Data Reported							
Daggett County Total	No Data Reported							
Davis County Sheriff	0	80	120	200	0	0	0	0
Bountiful PD	0	48	38	86	0	0	0	0
Clearfield PD	0	122	130	252	0	0	0	0
Layton PD	4	350	372	722	0	0	1	1
Centerville PD	0	35	34	69	0	0	0	0
Farmington PD	2	131	139	270	0	0	0	0
Kaysville PD	0	59	93	152	0	0	0	0
North Salt Lake PD	0	36	44	80	0	0	0	0
Sunset PD	2	51	43	94	0	0	0	0
West Bountiful PD	1	46	55	101	0	0	0	0
Woods Cross PD	0	43	40	83	0	0	0	0
Clinton PD	1	44	55	99	0	0	0	0
Syracuse PD	0	92	108	200	0	0	0	0
Davis County Task Force	0	34	185	219	0	0	0	0
Davis County Total	10	1171	1456	2627	0	0	1	1
Duchesne County Sheriff	0	88	96	184	0	0	0	0
Roosevelt PD	0	149	147	296	0	0	0	0
Duchesne County Total	0	237	243	480	0	0	0	0

NIBRS Crimes Against - Society - Table One								
Agency	Animal Cruelty	Drug Equipment Violations	Drug/Narcotic Violations	Drug/Narcotic Offenses Total	Betting/Wagering	Gambling Equipment Violations	Operating/Promoting/Assisting	Gambling Offenses Total
Emery County Sheriff	0	24	65	89	0	0	0	0
Emery County Total	0	24	65	89	0	0	0	0
Garfield County Sheriff	0	1	17	18	0	0	0	0
Garfield County Total	0	1	17	18	0	0	0	0
Grand County Sheriff	0	48	74	122	0	0	0	0
Moab PD	1	26	40	66	0	0	0	0
Grand County Total	1	74	114	188	0	0	0	0
Iron County Sheriff	6	104	127	231	0	0	0	0
Cedar City PD	4	125	175	300	0	0	0	0
Parowan PD	1	22	28	50	0	0	0	0
Southern Utah University PD	0	2	6	8	0	0	0	0
Brian Head Marshal	0	3	6	9	0	0	0	0
Iron County Task Force	0	10	40	50	0	0	0	0
Enoch PD	1	3	6	9	0	0	0	0
Iron County Total	12	269	388	657	0	0	0	0
Juab County Sheriff	0	89	107	196	0	0	0	0
Nephi PD	0	55	81	136	0	0	0	0
Juab County Total	0	144	188	332	0	0	0	0
Kane County Sheriff	0	68	82	150	0	0	0	0
Kanab PD	0	9	5	14	0	0	0	0
Big Water Town Marshal	0	2	1	3	0	0	0	0
Kane County Total	0	79	88	167	0	0	0	0
Millard County Sheriff	0	86	113	199	0	0	0	0

NIBRS Crimes Against - Society - Table One								
Agency	Animal Cruelty	Drug Equipment Violations	Drug/Narcotic Violations	Drug/Narcotic Offenses Total	Betting/Wagering	Gambling Equipment Violations	Operating/Promoting/Assisting	Gambling Offenses Total
Millard County Total	0	86	113	199	0	0	0	0
Morgan County Sheriff	1	99	86	186	0	0	0	0
Morgan County Total	1	99	86	186	0	0	0	0
Piute County Sheriff	0	5	3	8	0	0	0	0
Piute County Total	0	5	3	8	0	0	0	0
Rich County Sheriff	0	3	3	6	0	0	0	0
Rich County Total	0	3	3	6	0	0	0	0
Salt Lake County Sheriff	0	353	615	968	0	0	0	0
Murray PD	0	131	180	311	0	0	0	0
Salt Lake City PD	24	2370	2416	4786	0	1	1	2
South Salt Lake PD	6	1202	402	1604	0	0	0	0
Sandy PD	0	341	325	666	0	0	0	0
West Jordan PD	0	396	507	903	0	0	0	0
University of Utah PD	0	65	58	123	0	0	0	0
Draper PD	15	70	63	133	0	0	0	0
Riverton PD	0	32	57	89	0	0	0	0
South Jordan PD	0	95	172	267	0	0	0	0
Bluffdale PD	0	72	74	146	0	0	0	0
Alta Marshal	0	0	1	1	0	0	0	0
West Valley PD	0	671	593	1264	0	0	0	0
Granite School District PD	0	14	271	285	0	0	0	0
Taylorville PD	0	96	203	299	0	0	0	0
Cottonwood Heights PD	0	68	102	170	0	0	0	0
Herriman PD	7	26	54	80	0	0	0	0
Salt Lake County Total	52	6002	6093	12095	0	1	1	2

NIBRS Crimes Against - Society - Table One								
Agency	Animal Cruelty	Drug Equipment Violations	Drug/Narcotic Violations	Drug/Narcotic Offenses Total	Betting/Wagering	Gambling Equipment Violations	Operating/Promoting/Assisting	Gambling Offenses Total
San Juan County Sheriff	0	79	112	191	0	0	0	0
Blanding PD	0	29	38	67	0	0	0	0
San Juan County Total	0	108	150	258	0	0	0	0
Sanpete County Sheriff	0	27	42	69	0	0	0	0
Ephraim PD	0	17	24	41	0	0	0	0
Fairview PD	0	1	1	2	0	0	0	0
Mt. Pleasant PD	0	9	15	24	0	0	0	0
Spring City PD	0	0	0	0	0	0	0	0
Snow College PD	0	4	5	9	0	0	0	0
Gunnison Valley PD	0	0	0	0	0	0	0	0
Sanpete County Total	0	58	87	145	0	0	0	0
Sevier County Sheriff	0	20	28	48	0	0	0	0
Richfield PD	0	75	106	181	0	0	0	0
Aurora PD	No Data Reported							
Salina PD	0	2	8	10	0	0	0	0
Sevier County Total	0	97	142	239	0	0	0	0
Summit County Sheriff	0	78	135	213	0	0	0	0
Kamas PD	No Data Reported							
Park City PD	0	28	43	71	0	0	0	0
Summit County Total	0	106	178	284	0	0	0	0
Tooele County Sheriff	11	75	98	184	0	0	0	0
Tooele PD	10	148	144	302	0	0	0	0
Grantsville PD	8	106	101	215	0	0	0	0
Wendover PD	No Data Reported							
Tooele County Total	29	329	343	701	0	0	0	0

NIBRS Crimes Against - Society - Table One								
Agency	Animal Cruelty	Drug Equipment Violations	Drug/Narcotic Violations	Drug/Narcotic Offenses Total	Betting/Wagering	Gambling Equipment Violations	Operating/Promoting/Assisting	Gambling Offenses Total
Uintah County Sheriff	0	121	131	252	0	0	0	0
Vernal PD	0	96	98	194	0	0	0	0
Naples PD	0	101	99	200	0	0	0	0
Uintah County Total	0	318	328	646	0	0	0	0
Utah County Sheriff	0	929	912	1841	0	0	0	0
American Fork PD	0	312	350	662	0	0	0	0
Lehi PD	0	176	190	366	0	0	0	0
Orem DPS	0	422	417	839	0	0	0	0
Payson PD	0	101	107	208	0	0	0	0
Pleasant Grove PD	0	106	108	214	0	0	0	0
Provo PD	0	554	482	1036	0	0	0	0
Spanish Fork PD	0	140	154	294	0	0	0	0
Springville PD	0	212	230	442	0	0	0	0
Lone Peak PD	0	27	29	56	0	0	0	0
Salem PD	0	16	29	45	1	0	0	0
Santaquin PD	0	48	49	97	0	0	0	0
Brigham Young University PD	0	9	16	25	0	0	0	0
Lindon PD	0	48	54	102	0	0	0	0
Mapleton PD	0	17	17	34	0	0	0	0
Utah Valley University PD	0	6	10	16	0	0	0	0
Utah County Major Crimes Task Force	0	0	0	0	0	0	0	0
Utah County Atty - Investigations Division	0	200	217	417	0	0	0	0
Saratoga Springs PD	0	78	85	163	0	0	0	0
Utah County Total	0	3401	3456	6857	1	0	0	1
Wasatch County Sheriff	0	143	150	293	0	0	0	0
Heber City PD	1	120	127	248	0	0	0	0
Wasatch County Total	1	263	277	541	0	0	0	0

NIBRS Crimes Against - Society - Table One								
Agency	Animal Cruelty	Drug Equipment Violations	Drug/Narcotic Violations	Drug/Narcotic Offenses Total	Betting/Wagering	Gambling Equipment Violations	Operating/Promoting/Assisting	Gambling Offenses Total
Washington County Sheriff	0	131	198	329	0	0	0	0
St. George PD	0	885	949	1834	0	0	0	0
Hurricane PD	0	170	195	365	0	0	0	0
La Verkin PD	0	10	11	21	0	0	0	0
Springdale PD	0	15	16	31	0	0	0	0
Washington City PD	0	137	165	302	0	0	0	0
Hildale PD	0	17	12	29	0	0	0	0
Utah Tech University PD	0	0	0	0	0	0	0	0
Santa Clara-Ivins Public Safety	0	85	83	168	0	0	0	0
Washington County Total	0	1450	1629	3079	0	0	0	0
Wayne County Sheriff	No Data Reported							
Wayne County Total	No Data Reported							
Weber County Sheriff	5	305	371	681	0	0	0	0
Ogden PD	15	1009	786	1810	0	0	0	0
Roy PD	16	123	174	313	0	0	0	0
South Ogden PD	3	186	166	355	0	0	0	0
North Ogden PD	1	60	82	143	0	0	0	0
Riverdale PD	1	84	102	187	0	0	0	0
Weber State University PD	0	12	17	29	0	0	0	0
Harrisville PD	0	23	27	50	0	0	0	0
Pleasant View PD	0	22	29	51	0	0	0	0
Weber Morgan Narcotics Strike Force	0	486	493	979	0	0	0	0
Weber County Total	41	2310	2247	4598	0	0	0	0
Utah Transit Authority PD	0	390	246	636	0	0	0	0
Dept of Natural Resources - Outdoor Rec	0	17	18	35	0	0	0	0
Utah Division of Wildlife Resources	0	8	9	17	0	0	0	0
Utah State Parks and Recreation	0	92	129	221	0	0	0	0

NIBRS Crimes Against - Society - Table One								
Agency	Animal Cruelty	Drug Equipment Violations	Drug/Narcotic Violations	Drug/Narcotic Offenses Total	Betting/Wagering	Gambling Equipment Violations	Operating/Promoting/Assisting	Gambling Offenses Total
Utah Highway Patrol	0	2585	2979	5564	0	0	0	0
Utah Motor Vehicle Enforcement Division	0	0	0	0	0	0	0	0
State Agency Total	0	3092	3381	6473	0	0	0	0
Totals	159	20439	22293	42804	1	1	2	4

NIBRS Crimes Against Society - Table Two						
Agency	Pornography/Obscene Material	Prostitution	Assisting or Promoting Prostitution	Purchasing Prostitution	Prostitution Offenses Total	Weapon Law Violations
Beaver County Sheriff	2	0	0	0	0	2
Beaver County Total	2	0	0	0	0	2
Box Elder County Sheriff	0	0	0	0	0	8
Brigham City PD	6	1	0	0	1	16
Mantua PD	0	0	0	0	0	2
Willard PD	0	0	0	0	0	6
Perry PD	0	1	0	0	1	5
Tremonton Garland PD	1	0	0	0	0	9
Box Elder County Total	7	2	0	0	2	46
Cache County Sheriff	10	0	0	0	0	21
Logan PD	38	1	0	0	1	79
North Park PD	4	1	0	0	1	9
Smithfield PD	3	0	0	0	0	3
Utah State University PD	0	0	0	0	0	1
Cache-Rich Drug Task Force	0	0	0	0	0	22
Cache County Total	55	2	0	0	2	135
Carbon County Sheriff	3	0	0	0	0	6
Price PD	4	0	0	0	0	10
Helper PD	0	0	0	0	0	4
Wellington PD	0	1	1	0	2	1
East Carbon PD	0	0	0	0	0	0
Utah State University - Eastern	0	0	0	0	0	0
Carbon County Total	7	1	1	0	2	21
Daggett County Sheriff	No Data Reported					
Daggett County Total	No Data Reported					

NIBRS Crimes Against Society - Table Two						
Agency	Pornography/Obscene Material	Prostitution	Assisting or Promoting Prostitution	Purchasing Prostitution	Prostitution Offenses Total	Weapon Law Violations
Davis County Sheriff	19	3	0	0	3	32
Bountiful PD	5	0	0	0	0	8
Clearfield PD	21	0	0	0	0	32
Layton PD	38	7	0	0	7	133
Centerville PD	3	0	0	0	0	13
Farmington PD	6	0	0	0	0	16
Kaysville PD	10	0	0	0	0	11
North Salt Lake PD	11	0	0	0	0	14
Sunset PD	0	0	0	0	0	8
West Bountiful PD	1	0	0	0	0	3
Woods Cross PD	5	0	0	0	0	9
Clinton PD	5	0	0	0	0	10
Syracuse PD	9	0	0	0	0	11
Davis County Task Force	0	0	0	0	0	35
Davis County Total	133	10	0	0	10	335
Duchesne County Sheriff	15	0	0	0	0	28
Roosevelt PD	3	0	0	0	0	24
Duchesne County Total	18	0	0	0	0	52
Emery County Sheriff	0	0	0	0	0	8
Emery County Total	0	0	0	0	0	8
Garfield County Sheriff	0	0	0	0	0	2
Garfield County Total	0	0	0	0	0	2
Grand County Sheriff	12	0	0	0	0	14
Moab PD	2	0	0	0	0	7

NIBRS Crimes Against Society - Table Two						
Agency	Pornography/Obscene Material	Prostitution	Assisting or Promoting Prostitution	Purchasing Prostitution	Prostitution Offenses Total	Weapon Law Violations
Grand County Total	14	0	0	0	0	21
Iron County Sheriff	11	1	0	0	1	42
Cedar City PD	4	0	0	0	0	40
Parowan PD	0	0	0	0	0	4
Southern Utah University PD	0	0	0	0	0	1
Brian Head Marshal	0	0	0	0	0	1
Iron County Task Force	0	0	0	0	0	4
Enoch PD	0	0	0	0	0	4
Iron County Total	15	1	0	0	1	96
Juab County Sheriff	2	0	0	0	0	20
Nephi PD	1	0	0	0	0	5
Juab County Total	3	0	0	0	0	25
Kane County Sheriff	1	0	0	0	0	11
Kanab PD	0	0	0	0	0	2
Big Water Town Marshal	0	0	0	0	0	0
Kane County Total	1	0	0	0	0	13
Millard County Sheriff	4	0	0	0	0	15
Millard County Total	4	0	0	0	0	15
Morgan County Sheriff	0	0	0	0	0	19
Morgan County Total	0	0	0	0	0	19
Piute County Sheriff	0	0	0	0	0	1
Piute County Total	0	0	0	0	0	1

NIBRS Crimes Against Society - Table Two						
Agency	Pornography/Obscene Material	Prostitution	Assisting or Promoting Prostitution	Purchasing Prostitution	Prostitution Offenses Total	Weapon Law Violations
Rich County Sheriff	0	0	0	0	0	1
Rich County Total	0	0	0	0	0	1
Salt Lake County Sheriff	4	3	7		10	185
Murray PD	1	0	0	0	0	76
Salt Lake City PD	45	35	4	2	41	691
South Salt Lake PD	9	0	0	0	0	47
Sandy PD	33	0	2	0	2	92
West Jordan PD	86	3	0	0	3	205
University of Utah PD	2	0	0	0	0	12
Draper PD	14	0	0	0	0	26
Riverton PD	3	0	1	0	1	5
South Jordan PD	0	1	1	0	2	39
Bluffdale PD	3	1	0	0	1	18
Alta Marshal	0	0	0	0	0	0
West Valley PD	12	3	0	0	3	229
Granite School District PD	6	1	0	0	1	62
Taylorsville PD	4	2	0	0	2	38
Cottonwood Heights PD	1	0	0	0	0	15
Herriman PD	6	0	0	0	0	11
Salt Lake County Total	229	49	15	2	66	1751
San Juan County Sheriff	0	0	0	0	0	20
Blanding PD	0	0	0	0	0	2
San Juan County Total	0	0	0	0	0	22
Sanpete County Sheriff	1	0	0	0	0	5
Ephraim PD	1	0	0	0	0	4
Fairview PD	0	0	0	0	0	0

NIBRS Crimes Against Society - Table Two						
Agency	Pornography/Obscene Material	Prostitution	Assisting or Promoting Prostitution	Purchasing Prostitution	Prostitution Offenses Total	Weapon Law Violations
Mt. Pleasant PD	2	0	0	0	0	1
Spring City PD	0	0	0	0	0	1
Snow College PD	0	0	0	0	0	1
Gunnison Valley PD	0	0	0	0	0	0
Sanpete County Total	4	0	0	0	0	12
Sevier County Sheriff	0	0	0	0	0	1
Richfield PD	1	0	0	0	0	10
Aurora PD	No Data Reported					
Salina PD	0	0	0	0	0	2
Sevier County Total	1	0	0	0	0	13
	0	0	0	0	0	0
Summit County Sheriff	1	0	0	0	0	13
Kamas PD	No Data Reported					
Park City PD	1	1	0	0	1	1
Summit County Total	2	1	0	0	1	14
Tooele County Sheriff	4	0	0	1	1	18
Tooele PD	20	0	0	3	3	31
Grantsville PD	7	0	0	0	0	9
Wendover PD	No Data Reported					
Tooele County Total	31	0	0	4	4	58
Uintah County Sheriff	8	2	0	0	2	19
Vernal PD	0	0	0	0	0	10
Naples PD	2	0	0	0	0	11
Uintah County Total	10	2	0	0	2	40
Utah County Sheriff	16	0	0	0	0	84

NIBRS Crimes Against Society - Table Two						
Agency	Pornography/Obscene Material	Prostitution	Assisting or Promoting Prostitution	Purchasing Prostitution	Prostitution Offenses Total	Weapon Law Violations
American Fork PD	2	2	0	0	2	70
Lehi PD	18	0	0	0	0	53
Orem DPS	21	2	0	0	2	140
Payson PD	1	0	0	0	0	15
Pleasant Grove PD	21	0	0	0	0	39
Provo PD	7	1	0	0	1	96
Spanish Fork PD	6	0	0	0	0	25
Springville PD	1	0	0	0	0	23
Lone Peak PD	3	0	0	0	0	4
Salem PD	1	0	0	0	0	8
Santaquin PD	4	0	0	0	0	13
Brigham Young University PD	0	0	0	0	0	3
Lindon PD	0	0	0	0	0	10
Mapleton PD	0	0	0	0	0	6
Utah Valley University PD	0	0	0	0	0	0
Utah County Major Crimes Task Force	0	0	0	0	0	0
Utah County Atty - Investigations Division	0	0	0	0	0	27
Saratoga Springs PD	7	1	0	0	1	23
Utah County Total	108	6	0	0	6	639
Wasatch County Sheriff	8	0	0	0	0	9
Heber City PD	6	0	0	0	0	16
Wasatch County Total	14	0	0	0	0	25
Washington County Sheriff	6	1	0	0	1	24
St. George PD	37	2	0	0	2	126
Hurricane PD	16	0	0	0	0	21
La Verkin PD	0	0	0	0	0	3
Springdale PD	1	0	0	0	0	3

NIBRS Crimes Against Society - Table Two						
Agency	Pornography/Obscene Material	Prostitution	Assisting or Promoting Prostitution	Purchasing Prostitution	Prostitution Offenses Total	Weapon Law Violations
Washington City PD	2	0	0	0	0	24
Hildale PD	2	0	0	0	0	2
Utah Tech University PD	1	0	0	0	0	0
Santa Clara-Ivins Public Safety	0	0	0	0	0	7
Washington County Total	65	3	0	0	3	210
Wayne County Sheriff	No Data Reported					
Wayne County Total	No Data Reported					
Weber County Sheriff	14	0	0	0	0	48
Ogden PD	43	0	0	0	0	152
Roy PD	23	1	0	0	1	28
South Ogden PD	3	0	0	0	0	22
North Ogden PD	5	0	0	0	0	7
Riverdale PD	3	0	0	0	0	12
Weber State University PD	1	0	0	0	0	2
Harrisville PD	1	0	0	0	0	5
Pleasant View PD	0	0	0	0	0	2
Weber Morgan Narcotics Strike Force	0	0	0	0	0	83
Weber County Total	93	1	0	0	1	361
Utah Transit Authority PD	0	0	0	0	0	6
Dept of Natural Resources - Outdoor Rec	0	0	0	0	0	3
Utah Division of Wildlife Resources	0	0	0	0	0	16
Utah State Parks and Recreation	0	0	0	0	0	6
Utah Highway Patrol	35	1	2	0	3	339
Utah Motor Vehicle Enforcement Division	0	0	0	0	0	0
State Agency Total	35	1	2	0	3	370

NIBRS Crimes Against Society - Table Two						
Agency	Pornography/Obscene Material	Prostitution	Assisting or Promoting Prostitution	Purchasing Prostitution	Prostitution Offenses Total	Weapon Law Violations
Totals	851	79	18	6	103	4307

NIBRS Crimes Against Totals

The following table shows each NIBRS Crime Categories' totals along with the population of an agency's jurisdiction. *The Crime Rate Per 1,000 shown in this table cannot be compared to that found in previous Crime in Utah reports where this information was calculated using both the population and the Summary form of reporting known as Index Crimes. The Index Crimes table only contained data for eight offenses whereas this table includes all offenses collected in each category of NIBRS.* Refer to the Introduction section of this report for further information.

Criminal incidents reported by the Utah Division of Wildlife Resources, Utah Highway Patrol, Utah State Parks and Recreation, Utah Motor Vehicle Enforcement Division, and the Utah Transit Authority PD may have occurred anywhere in the state where the agencies have jurisdiction. If the population field is blank that is because there is no designated population for those specific jurisdictions.

NIBRS Offenses						
Agency	Population	Crimes Against Persons Total	Crimes Against Property Total	Crimes Against Society Total	NIBRS Offenses Total	Crime Rate Per 1,000
Beaver County Sheriff	7420	37	87	32	156	21.02
Beaver County Total	7420	37	87	32	156	21.02
Box Elder County Sheriff	17817	60	182	55	297	16.67
Brigham City PD	20106	229	438	138	805	40.04
Mantua PD	1340	6	4	32	42	31.34
Willard PD	2349	29	37	9	75	31.93
Perry PD	5953	71	152	39	262	44.01
Tremonton Garland PD	15536	117	162	40	319	20.53
Box Elder County Total	63101	512	975	313	1800	28.53
Cache County Sheriff	54835	304	530	287	1121	20.44
Logan PD	55645	554	1439	736	2729	49.04
North Park PD	17699	109	142	47	298	16.84
Smithfield PD	14814	94	124	18	236	15.93
Utah State University PD		11	63	13	87	

NIBRS Offenses						
Agency	Population	Crimes Against Persons Total	Crimes Against Property Total	Crimes Against Society Total	NIBRS Offenses Total	Crime Rate Per 1,000
Cache-Rich Drug Task Force		14	9	365	388	
Cache County Total	142993	1086	2307	1466	4859	33.98
Carbon County Sheriff	6919	52	79	120	251	36.28
Price PD	8277	114	244	167	525	63.43
Helper PD	2135	23	58	94	175	81.97
Wellington PD	1630	14	35	28	77	47.24
East Carbon PD	1569	25	39	4	68	43.34
Utah State University - Eastern		0	1	0	1	
Carbon County Total	20530	228	456	413	1097	53.43
Daggett County Sheriff	1043	No Data Submitted				
Daggett County Total	1043	No Data Submitted				
Davis County Sheriff	28133	189	339	254	782	27.80
Bountiful PD	43849	90	331	99	520	11.86
Clearfield PD	35195	528	983	305	1816	51.60
Layton PD	82887	835	2234	905	3974	47.94
Centerville PD	16316	69	436	85	590	36.16
Farmington PD	26229	139	615	294	1048	39.96
Kaysville PD	32635	120	409	173	702	21.51
North Salt Lake PD	22824	170	510	105	785	34.39
Sunset PD	5327	104	103	104	311	58.38
West Bountiful PD	5860	50	156	106	312	53.24
Woods Cross PD	11493	115	300	97	512	44.55
Clinton PD	23575	115	268	115	498	21.12
Syracuse PD	37272	171	468	220	859	23.05
Davis County Task Force		0	1	254	255	
Davis County Total	371595	2695	7153	3116	12964	34.89
Duchesne County Sheriff	13108	159	389	227	775	59.12

NIBRS Offenses						
Agency	Population	Crimes Against Persons Total	Crimes Against Property Total	Crimes Against Society Total	NIBRS Offenses Total	Crime Rate Per 1,000
Roosevelt PD	7249	128	274	323	725	100.01
Duchesne County Total	20357	287	663	550	1500	73.68
Emery County Sheriff	10189	98	77	97	272	26.70
Emery County Total	10189	98	77	97	272	26.70
Garfield County Sheriff	5348	34	65	20	119	22.25
Garfield County Total	5348	34	65	20	119	22.25
Grand County Sheriff	4478	62	99	148	309	69.00
Moab PD	5299	130	178	76	384	72.47
Grand County Total	9777	192	277	224	693	70.88
Iron County Sheriff	12212	164	265	291	720	58.96
Cedar City PD	40418	408	1014	348	1770	43.79
Parowan PD	3250	42	60	55	157	48.31
Southern Utah University PD		16	61	9	86	
Brian Head Marshal	159	6	15	10	31	194.97
Iron County Task Force		0	1	54	55	
Enoch PD	8636	44	57	14	115	13.32
Iron County Total	64675	680	1473	781	2934	45.37
Juab County Sheriff	5875	29	56	218	303	51.57
Nephi PD	7032	61	115	142	318	45.22
Juab County Total	12907	90	171	360	621	48.11
Kane County Sheriff	2608	29	22	162	213	81.67
Kanab PD	5360	40	81	16	137	25.56
Big Water Town Marshal	509	4	2	3	9	17.68
Kane County Total	8477	73	105	181	359	42.35

NIBRS Offenses						
Agency	Population	Crimes Against Persons Total	Crimes Against Property Total	Crimes Against Society Total	NIBRS Offenses Total	Crime Rate Per 1,000
Millard County Sheriff	13419	155	241	218	614	45.76
Millard County Total	13419	155	241	218	614	45.76
Morgan County Sheriff	13012	27	60	205	292	22.44
Morgan County Total	13012	27	60	205	292	22.44
Piute County Sheriff	1509	3	2	9	14	9.28
Piute County Total	1509	3	2	9	14	9.28
Rich County Sheriff	2684	5	5	7	17	6.33
Rich County Total	2684	5	5	7	17	6.33
Salt Lake County Sheriff (UPD)	209804	2218	7352	1167	10737	51.18
Murray PD	48943	768	3060	388	4216	86.14
Salt Lake City PD	206692	6133	18476	5589	30198	146.10
South Salt Lake PD	25658	657	2200	1666	4523	176.28
Sandy PD	91132	792	3340	793	4925	54.04
West Jordan PD	116485	1217	3613	1197	6027	51.74
University of Utah PD		334	509	137	980	
Draper PD	50588	360	1316	188	1864	36.85
Riverton PD	44259	164	757	98	1019	23.02
South Jordan PD	86444	384	1755	308	2447	28.31
Bluffdale PD	20013	135	305	168	608	30.38
Alta Marshal	227	1	23	1	25	110.13
West Valley PD	135023	2039	5245	1508	8792	65.11
Granite School District PD		218	168	354	740	
Taylorville PD	56674	395	1976	343	2714	47.89
Cottonwood Heights PD	31892	147	890	186	1223	38.35
Herriman PD	60724	292	915	104	1311	21.59
Salt Lake County Total	1184558	16300	52061	14228	82589	69.72

NIBRS Offenses						
Agency	Population	Crimes Against Persons Total	Crimes Against Property Total	Crimes Against Society Total	NIBRS Offenses Total	Crime Rate Per 1,000
San Juan County Sheriff	11071	38	7	211	256	23.12
Blanding PD	3153	68	55	69	192	60.89
San Juan County Total	14224	106	62	280	448	31.50
Sanpete County Sheriff	12922	74	104	75	253	19.58
Ephraim PD	6101	31	77	46	154	25.24
Fairview PD	1290	0	2	2	4	3.10
Mt. Pleasant PD	3900	19	42	27	88	22.56
Spring City PD	1016	3	14	1	18	17.72
Snow College PD		6	29	10	45	
Gunnison Valley PD	4993	0	1	0	1	0.20
Sanpete County Total	30222	133	269	161	563	18.63
Sevier County Sheriff	10360	64	64	49	177	17.08
Richfield PD	8216	197	335	192	724	88.12
Aurora PD	1049	No Data Submitted				
Salina PD	2614	49	62	12	123	47.05
Sevier County Total	22239	310	461	253	1024	46.05
Summit County Sheriff	32580	189	449	227	865	26.55
Kamas PD	2224	No Data Submitted				
Park City PD	8355	139	366	74	579	69.30
Summit County Total	43159	328	815	301	1444	33.46
Tooele County Sheriff	26705	276	624	207	1107	41.45
Tooele PD	39934	510	1197	356	2063	51.66
Grantsville PD	15336	165	183	231	579	37.75
Wendover PD	1142	No Data Submitted				
Tooele County Total	83117	951	2004	794	3749	45.11
Uintah County Sheriff	24681	153	211	281	645	26.13

NIBRS Offenses						
Agency	Population	Crimes Against Persons Total	Crimes Against Property Total	Crimes Against Society Total	NIBRS Offenses Total	Crime Rate Per 1,000
Vernal PD	10608	88	187	204	479	45.15
Naples PD	2458	26	37	213	276	112.29
Uintah County Total	37747	267	435	698	1400	37.09
Utah County Sheriff	86418	404	832	1941	3178	36.77
American Fork PD	49228	385	1225	736	2346	47.66
Lehi PD	88416	463	1292	437	2192	24.79
Orem DPS	94682	961	2556	1002	4519	47.73
Payson PD	23151	144	291	224	659	28.47
Pleasant Grove PD	37577	276	840	274	1390	36.99
Provo PD	112743	781	2598	1140	4519	40.08
Spanish Fork PD	44805	195	763	325	1283	28.64
Springville PD	36089	254	624	466	1344	37.24
Lone Peak PD	30491	52	188	63	303	9.94
Salem PD	10949	36	125	55	216	19.73
Santaquin PD	20200	103	191	114	408	20.20
Brigham Young University PD		14	143	28	185	
Lindon PD	11816	57	356	112	525	44.43
Mapleton PD	13841	54	106	40	200	14.45
Utah Valley University PD		11	62	16	89	
Utah County Major Crimes Task Force		2	2	444	448	
Utah County Atty - Investigations Division		2	5	0	7	
Saratoga Springs PD	56039	263	626	194	1083	19.33
Utah County Total	716445	4457	12825	7611	24894	34.75
Wasatch County Sheriff	18931	93	153	310	556	29.37
Heber City PD	18329	126	368	270	764	41.68
Wasatch County Total	37260	219	521	580	1320	35.43

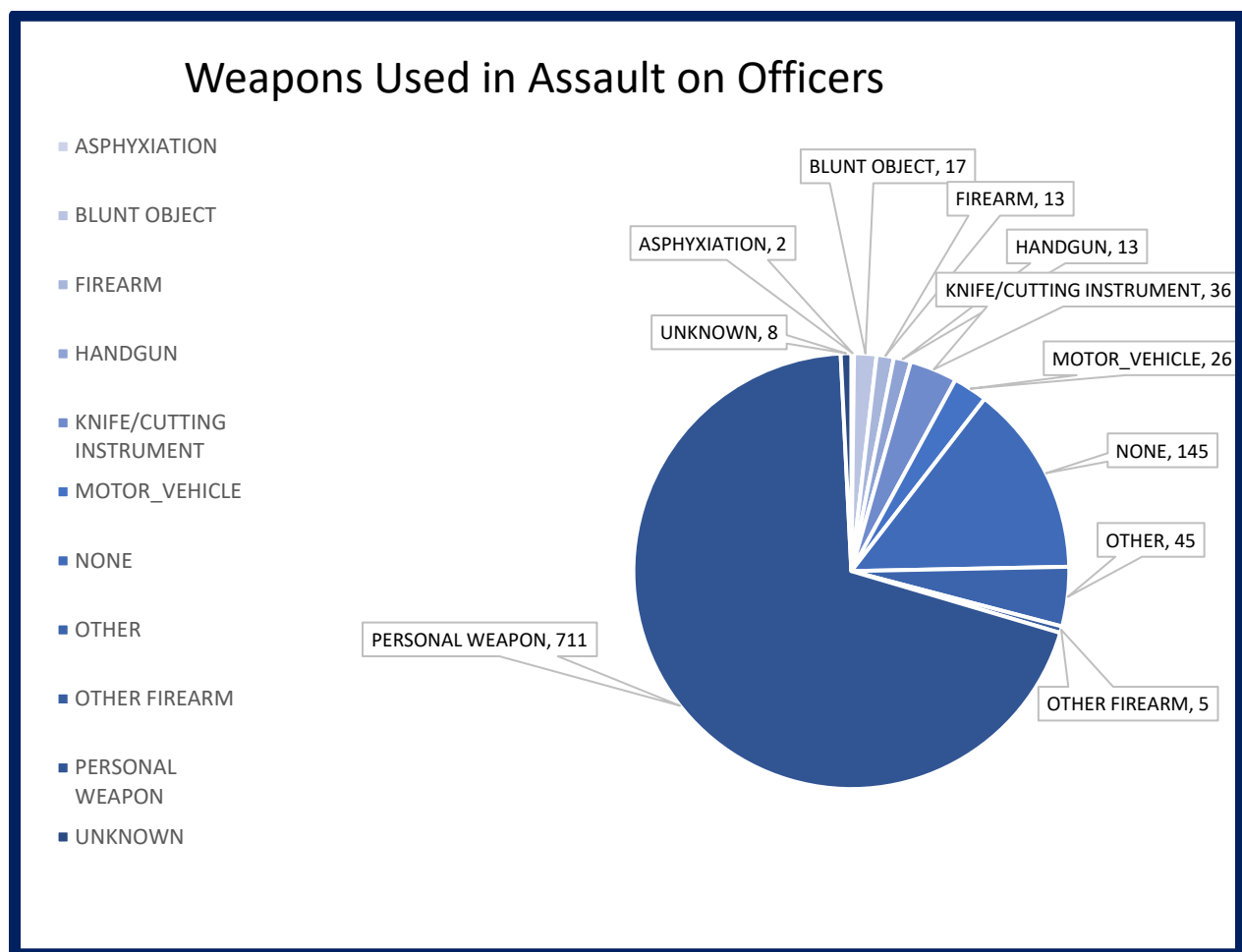
NIBRS Offenses						
Agency	Population	Crimes Against Persons Total	Crimes Against Property Total	Crimes Against Society Total	NIBRS Offenses Total	Crime Rate Per 1,000
Washington County Sheriff	14294	176	262	360	798	55.83
St. George PD	105930	1030	2826	1999	5855	55.27
Hurricane PD	24662	254	471	402	1127	45.70
La Verkin PD	4627	35	104	24	163	35.23
Springdale PD	605	17	29	35	81	133.88
Washington City PD	34960	237	828	328	1393	39.85
Hildale PD	1208	23	45	33	101	83.61
Utah Tech University PD		10	45	1	56	
Santa Clara-Ivins Public Safety	18913	74	209	175	458	24.22
Washington County Total	205199	1856	4819	3357	10032	48.89
Wayne County Sheriff	2705	No Data Submitted				
Wayne County Total	2705	No Data Submitted				
Weber County Sheriff	79222	411	957	743	2111	26.65
Ogden PD	86593	1789	3434	2005	7231	83.51
Roy PD	38522	499	807	365	1671	43.38
South Ogden PD	17827	195	419	380	994	55.76
North Ogden PD	22276	136	307	155	598	26.85
Riverdale PD	9239	110	691	202	1003	108.56
Weber State University PD		16	42	32	90	
Harrisville PD	6797	39	298	56	393	57.82
Pleasant View PD	11347	35	134	53	222	19.56
Weber Morgan Narcotics Strike Force		3	23	1062	1088	
Weber County Total	271823	3233	7112	5053	15401	56.66
Utah Transit Authority PD		234	2248	642	3124	
Dept of Natural Resources - Outdoor Rec		1	4	38	43	
Utah Division of Wildlife Resources		7	31	33	71	
Utah State Parks and Recreation		12	56	227	295	

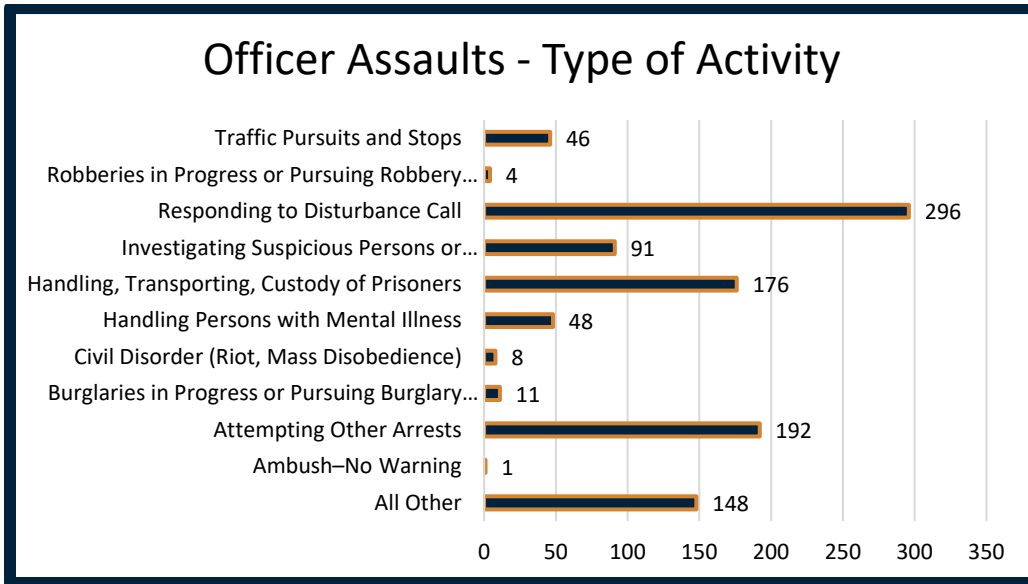
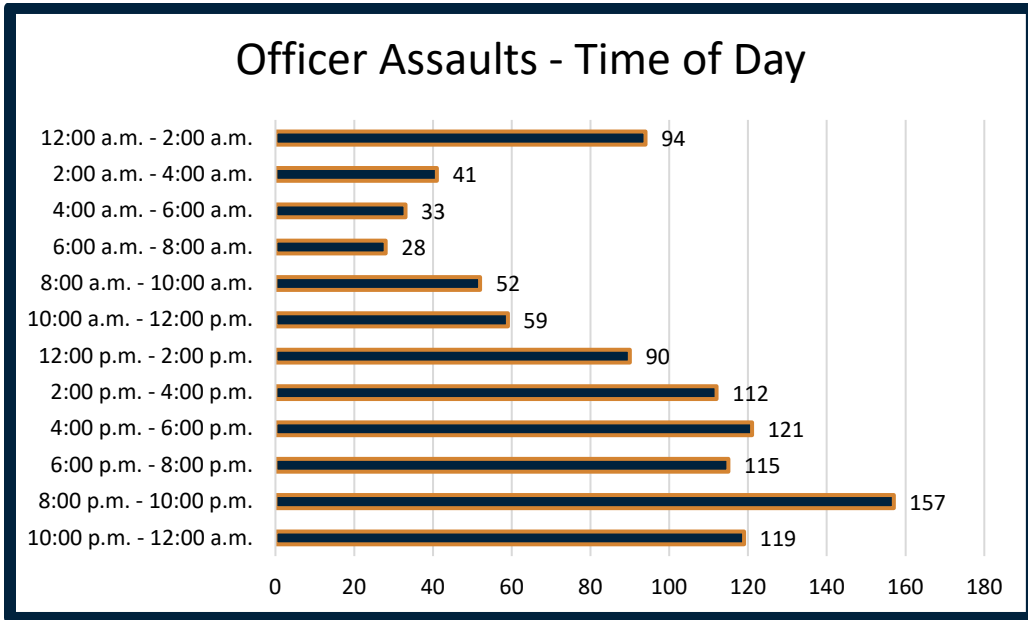
NIBRS Offenses						
Agency	Population	Crimes Against Persons Total	Crimes Against Property Total	Crimes Against Society Total	NIBRS Offenses Total	Crime Rate Per 1,000
Utah Highway Patrol		272	315	5941	6528	
Utah Motor Vehicle Enforcement Division		0	80	0	80	
State Agency Total		526	2734	6881	10141	
Totals	3417734	34888	98235	48189	181316	53.05

Law Enforcement Officers Killed and Assaulted

When reviewing the information on Law Enforcement Officers Killed and Assaulted (LEOKA) the following needs to be considered:

- The data in the tables and charts reflect the number of victim officers, not the number of incidents or weapons used.
 - The UCR program considers any part of the body that can be used as weapons (such as hands, fists, or feet) to be personal weapons and designates them as such in its data.
 - Not all agencies submit data on the number of officers assaulted in their jurisdiction.
- More information pertaining to this data may be found on the [Crime in Utah Dashboard](#).





Law Enforcement Employees per Agency

Because of law enforcement's varying service requirements and functions as well as the diverse demographic traits and characteristics of jurisdictions, use caution when drawing comparisons between agency staffing levels based upon police employment data from the UCR program. It must be remembered that the totals given for sworn officers for any particular agency reflect not only the patrol officers on the street but also officers assigned to various other duties such as those in administrative and investigative positions as well as those assigned to special teams.

Data Collection:

- Each year, law enforcement agencies in Utah report the total number of sworn law enforcement officers and civilians in their agency as of October 31st to the UCR program.
- The UCR program defines law enforcement officers as full-time, sworn personnel that possess full arrest powers, and carry a weapon. Their primary duties include responding to routine calls for police service, emergency situations, or crime scenes; performing routine patrol; rendering emergency services, enforcing criminal laws and traffic regulations; and investigating violations of criminal laws and traffic accidents. These employees' salaries are paid from law enforcement funds. In addition, correctional officers and police cadets are included in the officer counts *only* if they are sworn and possess full arrest powers.
- Civilian counts are inclusive of all full-time employees of the agency, e.g., dispatchers, clerks, and meter attendants. These employees' salaries are paid from law enforcement funds. Furthermore, correctional officers or jailers that have no police or arrest powers outside the jail are counted as civilians as long as their salaries are paid from the funds of the law enforcement agency.

Overview:

- In 2023, sworn officers accounted for 70.83% of all law enforcement personnel in Utah.
- The number of full-time law enforcement employees (civilian and sworn) per 1,000 inhabitants in Utah for 2023 was 2.48; the rate of sworn officers was 1.76 per 1,000. The UCR program computes these rates by taking the number of employees, dividing by the population of an agency's jurisdiction, and multiplying by 1,000. These numbers do not include the agencies that did not submit employee data in 2023.
- Female employees accounted for 60.48% of all full-time civilian law enforcement employees in 2023.
- Males accounted for 91.11% of all full-time sworn law enforcement officers in 2023.

As of October 31, 2023, there were 6,010 sworn law enforcement officers in Utah. Female officers made up 8.89% (534 officers) with male officers making up 91.11% (5,476) of the sworn law enforcement officers employed full-time in Utah. *These numbers do not include the agencies that did not submit employee data in 2023.*

*Some task forces report their employee counts under the originating or home agency.

Law Enforcement Employees Per Agency					
Agency	Population	Fulltime Employee Per 1,000	Total Officer	Total Civilian	Total Employee
Beaver County Sheriff	7,420	9.84	24	49	73
Beaver County Total	7,420	9.84	24	49	73
Box Elder County Sheriff	17,817	4.49	26	54	80
Brigham City PD	20,106	1.79	31	5	36
Mantua PD	1,340	2.24	3	0	3
Willard PD	2,349	1.70	4	0	4
Perry PD	5,953	1.51	8	1	9
Tremonton Garland PD	15,536	1.35	19	2	21
Box Elder County Total	63,101	2.42	91	62	153
Cache County Sheriff	54,835	2.83	132	23	155
Logan PD	55,645	1.49	54	29	83
North Park PD	17,699	0.96	13	4	17
Smithfield PD	1,418	9.17	13	0	13
Cache-Rich Drug Task Force			4	0	4
Utah State University			No Data Reported		
Cache County Total	142,993	1.90	216	56	272
Carbon County Sheriff	6,919	6.07	23	19	42
Price PD	8,277	2.54	17	4	21
Helper PD	2,135	2.34	5	0	5
Wellington PD	1,630	1.23	2	0	2
East Carbon PD	1,569	2.55	4	0	4
Utah State University- Eastern			No Data Reported		
Carbon County Total	20,530	3.60	51	23	74
Daggett County Sheriff	1,043	3.84	3	1	4
Daggett County Total	1,043	3.84	3	1	4

Law Enforcement Employees Per Agency					
Agency	Population	Fulltime Employee Per 1,000	Total Officer	Total Civilian	Total Employee
Davis County Sheriff	28,133	11.02	84	226	310
Bountiful PD	43,849	1.35	38	21	59
Clearfield PD	35,195	1.28	35	10	45
Layton PD	82,887	1.40	80	36	116
Centerville PD	16,316	1.35	19	3	22
Farmington PD	26,229	1.07	26	2	28
Kaysville PD	32,635	1.10	33	3	36
North Salt Lake PD	22,824	1.31	26	4	30
Sunset PD	5,327	1.88	9	1	10
West Bountiful PD	5,860	2.05	11	1	12
Woods Cross PD	11,493	1.39	15	1	16
Clinton PD	23,575	1.02	23	1	24
Syracuse PD	37,272	0.75	26	2	28
Davis County Task Force			0	1	1
Davis County Total	371,595	1.98	425	312	737
Duchesne County Sheriff	13,108	5.11	23	44	67
Roosevelt PD	7,249		No Data Reported		
Duchesne County Total	20,357	5.11	23	44	67
Emery County Sheriff	10,189		No Data Reported		
Emery County Total	10,189		No Data Reported		
Garfield County Sheriff	5,348	6.54	15	20	35
Garfield County Total	5,348	6.54	15	20	35
Grand County Sheriff	4,478	9.38	30	12	42
Moab PD	5,299	4.91	18	8	26
Grand County Total	9,777	6.96	48	20	68
Iron County Sheriff	12,212	7.70	38	56	94

Law Enforcement Employees Per Agency					
Agency	Population	Fulltime Employee Per 1,000	Total Officer	Total Civilian	Total Employee
Cedar City PD	40,418	1.34	43	11	54
Parowan PD	3,250	1.85	5	1	6
Southern Utah University PD			5	1	6
Brian Head Marshall	159	44.03	7	0	7
Iron County Task Force			5	0	5
Enoch PD	8,636	1.16	7	3	10
Iron County Total	64,675	2.81	110	72	182
Juab County Sheriff	5,875		No Data Reported		
Nephi PD	7,032	2.28	12	4	16
Juab County Total	12,907	2.28	12	4	16
Kane County Sheriff	2,608	18.40	24	24	48
Kanab PD	5,360	1.68	8	1	9
Big Water Town Marshal	509	1.96	1	0	1
Kane County Total	8,477	6.84	33	25	58
Millard County Sheriff	13,419	4.10	29	26	55
Millard County Total	13,419	4.10	29	26	55
Morgan County Sheriff	13,012	1.38	16	2	18
Morgan County Total	13,012	1.38	16	2	18
Piute County Sheriff	1,509	3.31	4	1	5
Piute County Total	1,509	3.31	4	1	5
Rich County Sheriff	2,684		No Data Reported		
Rich County Total	2,684		No Data Reported		
Salt Lake County Sheriff/Unified Police Dept.	209,804	1.92	321	82	403
Murray PD	48,943	1.90	80	13	93

Law Enforcement Employees Per Agency					
Agency	Population	Fulltime Employee Per 1,000	Total Officer	Total Civilian	Total Employee
Salt Lake City PD	206,692	3.47	569	149	718
South Salt Lake PD	25,658	3.35	68	18	86
Sandy PD	91,132	1.61	114	33	147
West Jordan PD	116,485	1.21	115	26	141
University of Utah PD			51	14	65
Draper PD	50,588	1.15	47	11	58
Riverton PD	44,259	0.84	31	6	37
South Jordan PD	86,444	0.86	65	9	74
Bluffdale PD	20,013	0.75	15	0	15
Alta Marshall	227	35.24	4	4	8
West Valley PD	135,023	2.56	215	130	345
Granite School District PD			25	6	31
Taylorsville Pd	56,674	1.32	66	9	75
Cottonwood Heights PD	31,892	1.63	43	9	52
Herriman PD	60,724	0.87	42	11	53
Salt Lake County Total	1,184,558	2.03	1871	530	2401
San Juan County Sheriff	11,071	3.34	19	18	37
Blanding PD	3,153	1.59	5	0	5
San Juan County Total	14,224	2.95	24	18	42
Sanpete County Sheriff	12,922	6.04	30	48	78
Ephraim PD	6,101	1.48	8	1	9
Fair View PD	1,290	1.55	2	0	2
Mt. Pleasant PD	3,900	1.28	5	0	5
Spring City PD	1,016	0.98	1	0	1
Snow College PD			3	0	3
Gunnison Valley PD	4,993	1.00	4	1	5
Sanpete County Total	30,222	3.41	53	50	103
Sevier County Sheriff	10,360		No Data Reported		

Law Enforcement Employees Per Agency					
Agency	Population	Fulltime Employee Per 1,000	Total Officer	Total Civilian	Total Employee
Richfield PD	8,216	2.19	16	2	18
Aurora PD	1,049	0.00	0	0	0
Salina PD	2,614	1.53	4	0	4
Sevier County Total	22,239	0.99	20	2	22
Summit County Sheriff	32,580	3.41	68	43	111
Kamas PD	2,224		No Data Reported		
Park City PD	8,355	5.03	36	6	42
Summit County Total	43,159	3.55	104	49	153
Tooele County Sheriff	26,705	4.34	65	51	116
Tooele PD	39,934	1.28	41	10	51
Grantsville PD	15,336	1.43	18	4	22
Wendover PD	1,142		No Data Reported		
Tooele County Total	83,117	2.27	124	65	189
Uintah County Sheriff	24,681	3.69	29	62	91
Naples PD	2,458	2.85	7	0	7
Vernal PD	10,608		No Data Reported		
Uintah County Total	37,747	2.60	36	62	98
Utah County Sheriff	86,418	4.94	184	243	427
American Fork PD	49,228	1.24	53	8	61
Lehi PD	88,416	0.94	70	13	83
Orem DPS	94,682	1.33	101	25	126
Payson PD	23,151	1.25	26	3	29
Pleasant Grove PD	37,577	1.01	34	4	38
Provo PD	112,743	15.79	113	65	178
Spanish Fork PD	44,805	1.03	42	4	46
Springville PD	36,089	1.14	31	10	41
Lone Peak PD	30,491	0.89	23	4	27

Law Enforcement Employees Per Agency					
Agency	Population	Fulltime Employee Per 1,000	Total Officer	Total Civilian	Total Employee
Salem PD	10,949	1.28	13	1	14
Santaquin PD	20,200	0.84	15	2	17
Brigham Young University PD			35	8	43
Lindon PD	11,816	1.52	16	2	18
Mapleton PD	13,841	0.87	11	1	12
Utah Valley University PD			14	6	20
Utah County Major Crimes Task Force			0	1	1
Utah County Atty - Investigations Division			6	2	8
Saratoga Springs PD	56,039	0.61	28	6	34
Utah County Total	716,445	1.71	815	408	1223
Wasatch County Sheriff	18,931	3.91	38	36	74
Heber City PD	18,329	1.58	26	3	29
Wasatch County Total	37,260	2.76	64	39	103
Washington County Sheriff	14,294	12.59	150	30	180
St George PD	105,930	1.82	139	54	193
Hurricane PD	24,662	1.66	38	3	41
La Verkin PD	4,627	1.30	5	1	6
Springdale PD	605	18.18	10	1	11
Washington City PD	34,960	1.26	35	9	44
Hildale PD	1,208	21.52	10	16	26
Utah Tech University PD			9	1	10
Santa Clara-Ivins Public Safety	18,913	1.00	16	3	19
Washington County Total	205,199	2.58	412	118	530
Wayne County Sheriff	2,705	2.59	6	1	7
Wayne County Total	2,705	2.59	6	1	7
Weber County Sheriff	79,222	3.93	226	85	311
Ogden PD	86,593	2.07	142	37	179

Law Enforcement Employees Per Agency					
Agency	Population	Fulltime Employee Per 1,000	Total Officer	Total Civilian	Total Employee
Roy PD	38,522	1.22	38	9	47
South Ogden PD	17,827	1.51	22	5	27
North Ogden PD	22,276	1.21	20	7	27
Riverdale PD	9,239	2.60	20	4	24
Weber State University PD			12	1	13
Harrisville PD	6,797	1.91	12	1	13
Pleasant View PD	11,347	1.23	12	2	14
Weber Morgan Narcotics Strike Force			0	0	0
Weber County Total	271,823	2.41	506	149	655
Unified Fire Authority Investigations			5	0	5
Utah Transit PD			77	30	107
UT Division of Forestry, Fire, and State Lands			2	63	65
Utah Dept. of Natural Resources-Outdoor Rec.			13	4	17
Utah Division of Wildlife Resources			73	11	84
Utah State Parks and Recreation			61	1	62
Utah Highway Patrol			625	140	765
Utah Motor Vehicle Enforcement Division			19	18	37
State Agencies			875	267	1142
Total	3,417,734	2.48	6010	2475	8485

Glossary

The following terms are defined according to the FBI's Uniform Crime Reporting program. These definitions may be found in the FBI's NIBRS User Manual located at ucr.fbi.gov.

Adult: An individual 18 years of age or older.

Aggravated Assault: An unlawful attack by one person upon another wherein the offender uses a weapon or displays it in a threatening manner, or the victim suffers obvious severe or aggravated bodily injury involving apparent broken bones, loss of teeth, possible internal injury, severe laceration, or loss of consciousness.

All Other Offenses: All crimes that are not Group A offenses and not included in one of the specifically named Group B crime categories, excluding traffic offenses. Agencies that submit Summary based data record all arrests that cannot be categorized under any other Part II category in "All Other Offenses".

American Indian or Alaska Native- Race: A person having origins in any of the original peoples of North and South America (including Central America) and who maintains cultural identification through tribal affiliation or community recognition. The other four categories of race are Asian, Black or African American, Native Hawaiian or Other Pacific Islander, and White.

Arson: To unlawfully and intentionally damage or attempt to damage any real or personal property by fire or incendiary device.

Asian- Race: A person having origins in any of the original peoples of the Far East, Southeast Asia, the Indian subcontinent including, for example, Cambodia, China, India, Japan, Korea, Malaysia, Pakistan, the Philippine Islands, Thailand, and Vietnam. The other four categories of race are American Indian or Alaska Native, Black or African American, Native Hawaiian or Other Pacific Islander, and White.

Bad Checks: Knowingly and intentionally writing and/or negotiating checks drawn against insufficient or nonexistent funds. Does not include counterfeit checks or forged checks.

Black or African American- Race: A person having origins in any of the black racial groups of Africa. The other four categories of race are American Indian or Alaska Native, Asian, Native Hawaiian or Other Pacific Islander, and White.

Blackmail: see Extortion/Blackmail

Bribery: The offering, giving, receiving, or soliciting of anything of value (e.g. a bribe, gratuity, or kickback) to sway the judgment or action of a person in a position of trust or influence.

Burglary/Breaking and Entering: The unlawful entry into a building or other structure with the intent to commit a felony or a theft.

Clearance: Incidents may be cleared by arrest or by exceptional means:

Clearance by arrest: An offense is cleared by arrest or solved for crime reporting purposes when at least one person is 1) arrested, 2) charged with the commission of the offense; and then turned over to the court for prosecution (whether following arrest, court summons, or police notice). Although no physical arrest is made, a clearance may occur when the offender is a person under 18 years of age and is cited to appear in juvenile court or before other juvenile authorities.

Clearance by Exception: The FBI's Uniform Crime Reporting Program states that "in certain situations, law enforcement is not able to follow the three outlined steps under 'clearance by arrest' to clear offenses known to them". However, "if the following questions can be answered 'yes', the offense is considered to be 'Cleared by Exception':

1. Has the investigation definitely established the identity of the offender?
2. Is there enough information to support an arrest, charge, and turning over to the court for prosecution?
3. Is the exact location of the offender known so that the subject could be taken into custody now?
4. Is there some reason outside law enforcement control that precludes arresting, charging, and prosecuting the offender?

Some examples of exceptional clearance situations (these examples are not all inclusive):

- Death of the offender (suicide, killed by law enforcement, murder-suicide situation, natural causes)
- Deathbed confession by offender
- Offender already in custody or serving sentence for another offense
- Extradition denied
- Victim refuses to cooperate in prosecution
- The handing over of a juvenile offender to his/her parents in instances involving minor offenses where no referral is made to juvenile court

Consumable Goods: Expendable items used by humans for nutrition, enjoyment, or hygiene (e.g., food, non-alcoholic beverages, grooming products, cigarettes, firewood, etc.)

Counterfeiting/Forgery: The altering, copying, or imitation of something, without authority or right, with the intent to deceive or defraud by passing the copy or thing altered or imitated as that which is original or genuine; or, the selling, buying, or possession of an altered, copied, or imitated thing with the intent to deceive or defraud.

Crime Rate Per 1,000: Number of crimes committed for every 1,000 residents. Breaking down the number of crimes by size of population is one way to gauge how an agency's crime rates compare with those of other agencies. Crime Rate per 1,000 is calculated by dividing the agency's number of crimes by the agency's population and multiplying the result by 1,000. ((Crimes/Population) *1,000)

Curfew/Loitering/Vagrancy Violations: The violation of a court order, regulation, ordinance, or law requiring the withdrawal of persons from the streets or other specified areas; prohibiting persons from remaining in an area or place in an idle or aimless manner; or prohibiting persons from going place to place without visible means of support.

Dangerous Nonnarcotic Drugs: The drug category “Dangerous Non-narcotic Drugs” includes drugs such as barbiturates, Benzedrine, etc.

Destruction/Damage/Vandalism of Property: To willfully or maliciously destroy, damage, deface, or otherwise injure real or personal property without the consent of the owner or the person having custody or control of it.

Disorderly Conduct: Any behavior that tends to disturb the public peace or decorum, scandalize the community, or shock the public sense of morality.

Driving Under the Influence: Driving or operating a motor vehicle or common carrier while mentally or physically impaired as the result of consuming an alcoholic beverage or using a drug or narcotic. This offense includes driving while intoxicated and operating an airplane, boat, bus, streetcar, train, etc., while under the influence.

Drug/Narcotic Offenses: The violation of laws prohibiting the production, distribution, and/or use of certain controlled substances and the equipment or devices utilized in their preparation and/or use.

Drug/Narcotic Violations: The unlawful cultivation, manufacture, distribution, sale, purchase, use, possession, transportation, or importation of any controlled drug or narcotic substance.

Drug Equipment Violations: The unlawful manufacture, sale, purchase, possession, or transportation of equipment or devices utilized in preparing and/or using drugs or narcotics.

Drunkenness: To drink alcoholic beverages to the extent that one’s mental faculties and physical coordination are substantially impaired. This offense does not include Driving Under the Influence, but does include drunk and disorderly, common drunkard, habitual drunkard, and intoxication.

Embezzlement: The unlawful misappropriation by an offender to his/her own use or purpose of money, property, or some other thing of value entrusted to his/her care, custody, or control.

Extortion/Blackmail: To unlawfully obtain money, property, or any other thing of value, either tangible or intangible, through the use or threat of force, misuse of authority, threat of criminal prosecution, threat of destruction of reputation or social standing, or through other coercive means.

Family Offenses, Nonviolent: Unlawful, nonviolent acts by a family member (or legal guardian) that threaten the physical, mental, or economic well-being or morals of another family member and that are not classifiable as other offenses, such as Assault, Incest, and Statutory Rape. This

offense includes: abandonment, desertion, neglect, nonsupport, nonviolent abuse, and nonviolent cruelty to other family members. It also includes the nonpayment of court-ordered alimony, as long as it is not illegal within the reporting jurisdiction.

Firearms: Weapons that fire a projectile by force of an explosion, e.g., handguns, rifles, shotguns, assault rifles, semiautomatics, homemade guns, flare guns, etc. This does not include “BB,” pellet, or gas-powered guns.

Fondling: The touching of the private body parts of another person for the purpose of sexual gratification, without the consent of the victim, including instances where the victim is incapable of giving consent because of his/her age or because of his/her temporary or permanent mental or physical incapacity. For NIBRS purposes, this falls under the category of “Sex Offenses”.

Fraud: The intentional perversion of the truth for the purpose of inducing another person or other entity in reliance upon it to part with something of value or to surrender a legal right.

Gambling Offenses: To unlawfully bet or wager money or something else of value; assist, promote, or operate a game of chance for money or some other stake; possess or transmit wagering information; manufacture, sell purchase, possess, or transport gambling equipment, devices, or goods; or tamper with the outcome of a sporting event or contest to gain a gambling advantage.

Group A Offenses: Agencies that submit data using the National Incident Based Reporting (NIBRS) system submit detailed data on 24 “Group A” Offenses, which include: Arson, Assault Offenses, Bribery, Burglary, Counterfeiting/Forgery, Destruction/Damage/Vandalism of Property, Drug/Narcotic Offenses, Embezzlement, Extortion/Blackmail, Fraud Offenses, Gambling Offenses, Homicide Offenses, Kidnapping/Abduction, Larceny/Theft Offenses, Motor Vehicle Theft, Pornography/Obscene Material, Prostitution Offenses, Robbery, Sex Offenses (Forcible), Sex Offenses (Non-forcible), Stolen Property Offenses, and Weapon Law Violations. In contrast, agencies that submit data using the Summary Based Reporting system only submit detailed data on the eight “Index Crimes”.

Group B Offenses: Agencies that submit data using the National Incident Based Reporting (NIBRS) system submit arrest data on the 10 “Group B Offenses” of Bad Checks, Curfew/Loitering/Vagrancy Violations, Disorderly Conduct, DUI, Drunkenness, Family Offenses (Nonviolent), Liquor Law Violations, Peeping Tom, Trespass, and All Other Offenses.

Hate Crime: A criminal offense committed against a person or property which is motivated, in whole or in part, by the offender's bias against a race, religion, ethnic/national origin group, sexual orientation group, or disability.

Hispanic- Ethnicity: All persons of Mexican, Puerto Rican, Cuban, Central or South American, or other Spanish culture or origin, regardless of race. The other category of ethnicity is Non-Hispanic.

Homicide (Murder and Non-Negligent Manslaughter): The willful non-negligent killing of one human being by another.

Household Goods: Items normally used to furnish a residence; furniture, appliances, utensils, air conditioning/heating equipment, mailboxes, household lighting, etc. This does not include radios, televisions, DVD or CD players, etc.

Incest: Non-forcible sexual intercourse between persons who are related to each other within the degrees wherein marriage is prohibited by law. For NIBRS purposes, this falls under the category of “Sex Offenses, Non-Forcible/Consensual”.

Index Crimes: “Index Crimes” (also referred to as “Part I Crimes”) are the offenses of Homicide, Rape, Robbery, Aggravated Assault, Burglary, Larceny/Theft, Motor Vehicle Theft, and Arson.

Intimidation: To unlawfully place another person in reasonable fear of bodily harm through the use of threatening words and/or other conduct but without displaying a weapon or subjecting the victim to actual physical attack. This offense includes stalking. An offender can make threats associated with intimidation in person, over the phone, or in writing.

Jewelry/Precious Metals: Articles made of gold, silver, precious stones, etc. used for personal adornment e.g. bracelets, necklaces, rings, watches, platinum, loose gems, etc.

Juvenile: An individual 17 years of age or younger.

Kidnapping/abduction: The unlawful seizure, transportation, and/or detention of a person against his/her will or of a minor without the consent of his/her custodial parent(s) or legal guardian. This offense includes hostage and parental abduction situations.

Knife/Cutting Instrument: Any device that may be used as a knife or a cutting instrument, including, but not limited to: knives, razors, hatchets, axes, cleavers, scissors, glass, broken bottles, ice picks, etc.

Larceny/Theft: The unlawful taking, carrying, leading, or riding away of property from the possession or constructive possession of another person.

Liquor Law Violations: The violation of laws or ordinances prohibiting the manufacture, sale, purchase, transportation, possession, or use of alcoholic beverages. Does not include the separate offenses of Driving Under the Influence or Drunkenness.

Livestock: Domesticated animals raised for home use or profit e.g. cattle, chickens, hogs, horses, sheep, and bees. Household pets such as dogs and cats are only classified under this category if they are commercially raised for profit. Animals raised and/or used for illegal gambling, e.g., dogs, roosters, etc. would also fall under this designation.

Motor Vehicle: A self-propelled vehicle that runs on the surface of land and not on rails e.g., automobiles, buses, recreational vehicles, trucks, motorcycles, etc.

Motor Vehicle Theft: The theft of a motor vehicle.

Murder: see Homicide

National Incident Based Reporting (NIBRS): Incident Based Reporting (IBR or NIBRS) uses computerized data systems to collect details about the offenses, victims, offenders, property, and arrests involved in each crime incident. Because it gathers more detailed data than the traditional Summary reporting program, it is possible to analyze various aspects of the crime which is occurring in our society, and provide law enforcement administrators, elected officials, and other planners and policy makers with the precise information they need.

Native Hawaiian or Other Pacific Islander- Race: A person having origins in any of the original peoples of Hawaii, Guam, Samoa, or other Pacific Islands, e.g., individuals who are Carolinian, Fijian, Kosraean, Melanesian, Micronesian, Northern Mariana Islander, Palauan, Papua New Guinean, Ponapean (Pohnpelan), Polynesian, Solomon Islander, Tahitian, Tarawa Islander, Tokelauan, Tongan, Trukese (Chuukese), and Yapese. The other four categories of race are American Indian or Alaska Native, Asian, Black or African American, and White.

Negligent Manslaughter (Manslaughter by Negligence): The killing of another person through negligence. Includes killings resulting from hunting accidents, gun cleaning, children playing with guns etc., but does not include deaths of persons due to their own negligence, accidental deaths not resulting from gross negligence, and accidental traffic fatalities.

Non-Hispanic- Ethnicity: All persons, regardless of race, who do not fit the definition of the Hispanic ethnic group.

Opium or Cocaine and their Derivatives: The drug category “Opium or Cocaine and their Derivatives” includes the drugs of opium, cocaine, morphine, heroin, codeine, and other similar narcotics.

Part I Crimes: Part I Crimes (also referred to as “Index Crimes”) are the offenses of Homicide, Rape, Robbery, Aggravated Assault, Burglary, Larceny/Theft, Motor Vehicle Theft, and Arson.

Part II Crimes: Part II Crimes encompass all other crime classifications outside those defined as Part I Crimes. Agencies that submit Summary based data collect only arrest data for Part II Crimes. Part II crimes include: Simple Assaults, Counterfeiting/Forgery, Fraud, Embezzlement, Stolen Property Offenses, Vandalism, Weapons Offenses, Prostitution and Commercialized Vice, Sex Offenses (except rape, prostitution), Drug Abuse Violations, Gambling, Family Offenses (non-violent), DUI, Liquor Laws, Drunkenness, Disorderly Conduct, Vagrancy, Curfew and Loitering, and All Other Offenses.

Peeping Tom: To secretly look through a window, doorway, keyhole, or other aperture for the purpose of voyeurism.

Personal Weapons: Hands, fists, feet, arms, teeth, etc.

Pornography/Obscene Material: The violation of laws or ordinances prohibiting the manufacture, publishing, sale, purchase, or possession of sexually explicit material, e.g., literature or photographs.

Property Crimes: The offenses of Burglary, Larceny/Theft, Motor Vehicle Theft, and Arson.

Prostitution: To engage in commercial sex acts for anything of value.

Prostitution- Assisting or Promoting: To solicit customers or transport persons for prostitution purposes; to own, manage, or operate a dwelling or other establishment for the purpose of providing a place where prostitution is performed; or to otherwise assist or promote prostitution.

Prostitution Offenses: To unlawfully engage in or promote sexual activities for anything of value.

Rape: The carnal knowledge of a person, without the consent of the victim, including incidents where the victim is incapable of giving consent because of his/her age or because of his/her temporary or permanent mental or physical incapacity. As defined by the FBI UCR Program, rape is the penetration, no matter how slight, of the vaginal or anus with any body part or object, or oral penetration by a sex organ of another person, without the consent of the victim.

Robbery: The taking or attempting to take anything of value under confrontational circumstances from the control, custody, or care of another person by force or threat of force or violence and/or by putting the victim in fear of immediate harm.

Runaway: A person under 18 years of age who has left home without the permission of his/her parent(s) or legal guardian. **The FBI no longer collects runaway data as part of the FBI's UCR program.**

Sex Offenses: Any sexual act directed against another person, without the consent of the victim, including instances where the victim is incapable of giving consent. In NIBRS this includes the categories of Rape, Sodomy, Sexual Assault with an Object, and Fondling.

Sex Offenses, Non-Forcible or Consensual: Unlawful, non-forcible sexual intercourse. In NIBRS this includes the categories of Incest and Statutory Rape.

Sexual Assault with an Object: To use an object or instrument to unlawfully penetrate, however slightly, the genital or anal opening of the body of another person, without the consent of the victim, including instances where the victim is incapable of giving consent because of his/her age or because of his/her temporary or permanent mental or physical incapacity. For NIBRS purposes, this falls under the category of "Sex Offenses".

Simple Assault: An unlawful physical attack by one person upon another where neither the offender displays a weapon, nor the victim suffers obvious severe or aggravated bodily injury

involving apparent broken bones, loss of teeth, possible internal injury, severe laceration, or loss of consciousness.

Simple Assault is NOT considered an “Index Crime” and simple assaults are not included in the breakdowns of “Index Crimes” or analyses of aggravated assaults. See the definition of Aggravated Assault.

Sodomy: Oral or anal sexual intercourse with another person, without the consent of the victim, including instances where the victim is incapable of giving consent because of his/her age or because of his/her temporary or permanent mental or physical incapacity. For NIBRS purposes, this falls under the category of “Sex Offenses”.

Statutory Rape: Non-forcible sexual intercourse with a person who is under the statutory age of consent. For NIBRS purposes, this falls under the category of “Sex Offenses, Non-Forcible”.

Stolen Property Offenses: Receiving, buying, selling, possessing, concealing, or transporting any property with the knowledge that it has been unlawfully taken, as by burglary, embezzlement, fraud, larceny, robbery, etc.

Synthetic Narcotics: The drug category “Synthetic Narcotics” includes all manufactured narcotics which can cause true drug addiction (Demerol, methadone, etc.).

Theft: see Larceny/Theft

Total Crime Index: Total number of “Index Crimes” or “Part I Crimes” reported by an agency.

Trespass of Real Property: To unlawfully enter land, a dwelling, or other real property.

Uniform Crime Reporting (UCR): The FBI’s UCR program is a nationwide, cooperative statistical effort of law enforcement agencies reporting data on offenses reported or known. The UCR program provides a nationwide view of crime based on the submission of statistics by law enforcement agencies throughout the country. Data submitted in the Summary based program is mostly limited to the reporting of known “Index Crimes” and criminal arrest data. Data submitted in the National Incident Based Reporting (NIBRS) program gathers more detailed data than does the Summary based program. The FBI has determined to transition to a solely NIBRS reporting system by January 1, 2021.

Vagrancy: see Curfew/Loitering/Vagrancy Violations.

Vandalism: see Destruction/Damage/Vandalism of Property.

Violent Crimes: The offenses of Homicide, Rape, Robbery, and Aggravated Assault.

Weapon Law Violations: The violation of laws or ordinances prohibiting the manufacture, sale, purchase, transportation, possession, concealment, or use of firearms, cutting instruments, explosives, incendiary devices, or other deadly weapons.

White- Race: A person having origins in any of the original peoples of Europe, the Middle East, or North Africa. The other four categories of race are American Indian or Alaska Native, Asian, Black or African American, and Native Hawaiian or Other Pacific Islander.

Contact Information



Utah Department of Public Safety

Utah Bureau of Criminal Identification

Address

4315 South 2700 West Suite 1300
Taylorsville, UT 84129

Website

bci.utah.gov