

**UTAH  
DEPARTMENT OF  
PUBLIC SAFETY**



# **FIREARM STATISTICAL REVIEW**

## **FOURTH QUARTER 2024**



**BUREAU  
OF  
CRIMINAL IDENTIFICATION**

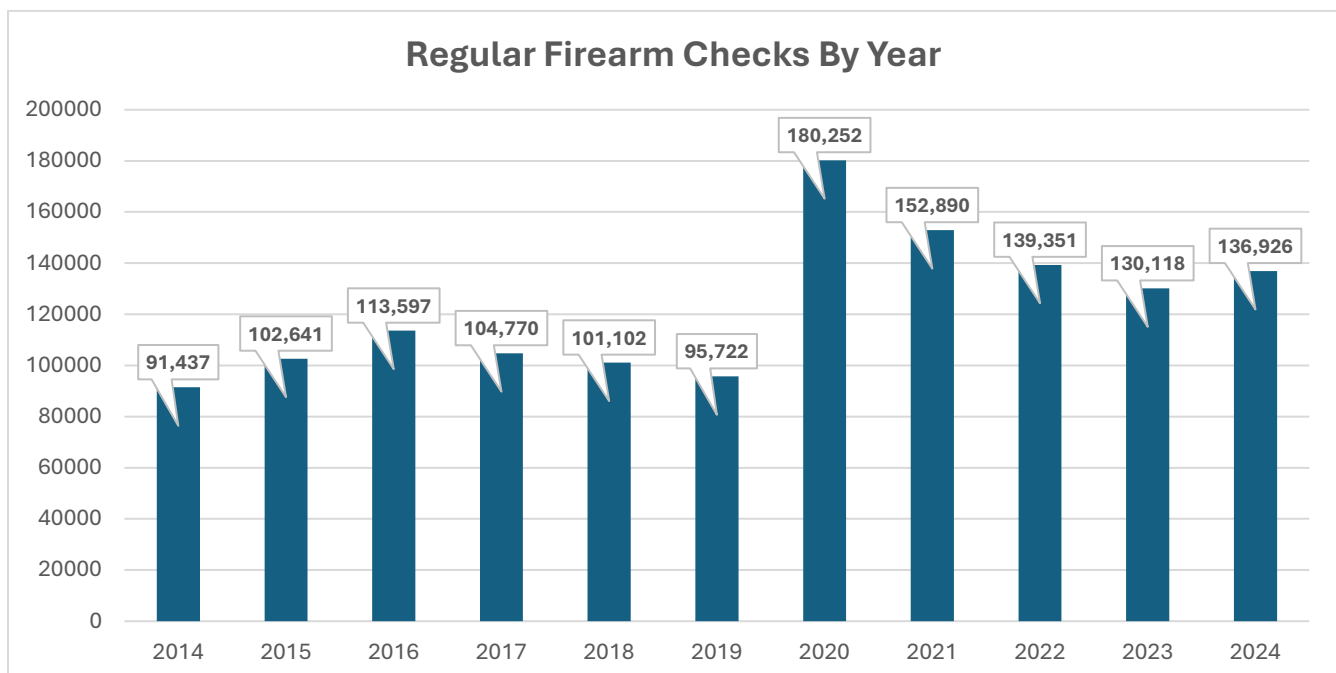
# BRADY MONTHLY TOTALS (12 MONTHS)

## REGULAR FIREARM CHECKS

### (NOT INDIVIDUAL SALES)

| Month    | Total   | Denials | Denial Reasons |     |       |     |      |      |    |     |    |    | Denial % |
|----------|---------|---------|----------------|-----|-------|-----|------|------|----|-----|----|----|----------|
|          |         |         | WAR            | Fel | State | D V | Drug | Ment | IA | P O | PF | DD |          |
| Dec '24  | 18,290  | 133     | 6              | 28  | 32    | 13  | 20   | 3    | 8  | 13  | 10 | 0  | 0.7%     |
| Nov '24  | 15,611  | 121     | 7              | 31  | 25    | 13  | 11   | 4    | 5  | 21  | 4  | 0  | 0.8%     |
| Oct '24  | 10,854  | 110     | 5              | 16  | 25    | 7   | 23   | 8    | 9  | 11  | 6  | 0  | 1.01%    |
| Sept '24 | 10,053  | 109     | 3              | 22  | 22    | 9   | 20   | 8    | 7  | 9   | 9  | 0  | 1.1%     |
| Aug '24  | 10,185  | 99      | 3              | 15  | 25    | 3   | 29   | 3    | 10 | 5   | 6  | 0  | 0.9%     |
| July '24 | 9,404   | 73      | 1              | 10  | 14    | 5   | 16   | 10   | 5  | 7   | 5  | 0  | 0.8%     |
| June '24 | 8,876   | 76      | 8              | 12  | 15    | 4   | 12   | 4    | 1  | 12  | 8  | 0  | 0.8%     |
| May '24  | 9,949   | 120     | 4              | 31  | 16    | 12  | 20   | 3    | 6  | 20  | 8  | 0  | 1.2%     |
| Apr '24  | 10,136  | 112     | 6              | 30  | 23    | 5   | 15   | 2    | 5  | 15  | 11 | 0  | 1.1%     |
| Mar '24  | 12,627  | 131     | 6              | 33  | 25    | 10  | 22   | 10   | 6  | 10  | 8  | 0  | 1.0%     |
| Feb '24  | 11,043  | 112     | 3              | 41  | 28    | 3   | 9    | 5    | 7  | 12  | 4  | 0  | 1.0%     |
| Jan '24  | 9,898   | 107     | 6              | 28  | 22    | 8   | 18   | 5    | 2  | 12  | 6  | 0  | 1.1%     |
| TOTALS   | 136,926 | 1,303   | 58             | 297 | 272   | 92  | 215  | 65   | 71 | 133 | 85 | 0  | 1.0%     |

\* Note: WAR = Warrant, Fel = Felony, State = State Prohibitor (includes Juvenile Adjudications, Court Orders, and domestic Assault under 76-5-102 that cannot be included in the federal MCDV numbers), DV = Domestic Violence, Drug = Drug Prohibitor, Ment = /Mental Defective, IA = Illegal Alien, P O = Protective Order, PF = Pending Felony, DD = Dishonorable Discharge



# FIREARM CHECKS BY COUNTY

## THIRD QUARTER 2024

43,447 regular firearm requests were sales of new or used weapons, of which 1,211 (2.8%) were denied.  
The following tables reflect transfer requests by county, and the % of checks.

| COUNTY    | REQUESTS | PERCENT | COUNTY       | REQUESTS      | PERCENT |
|-----------|----------|---------|--------------|---------------|---------|
| BEAVER    | 306      | 0.68 %  | PIUTE        | 0             | 0 %     |
| BOX ELDER | 316      | 0.7 %   | RICH         | 7             | 0.01 %  |
| CACHE     | 2081     | 4.6 %   | SALT LAKE    | 12124         | 27 %    |
| CARBON    | 364      | 0.81 %  | SAN JUAN     | 69            | 0.15 %  |
| DAGGETT   | 0        | 0 %     | SANPETE      | 389           | 0.87 %  |
| DAVIS     | 3672     | 8.2 %   | SEVIER       | 636           | 1.42 %  |
| DUCHESNE  | 514      | 1.15 %  | SUMMIT       | 249           | 0.56 %  |
| EMERY     | 123      | 0.27 %  | TOOELE       | 1139          | 2.54 %  |
| GARFIELD  | 102      | 0.23 %  | UINTAH       | 1761          | 3.93 %  |
| GRAND     | 167      | 0.37    | UTAH         | 8779          | 19.62 % |
| IRON      | 1661     | 3.71 %  | WASATCH      | 571           | 1.28 %  |
| JUAB      | 204      | 0.46 %  | WASHINGTON   | 4245          | 9.48 %  |
| KANE      | 94       | 0.21 %  | WAYNE        | 49            | 0.11 %  |
| MILLARD   | 319      | 0.71 %  | WEBER        | 4697          | 10.5 %  |
| MORGAN    | 117      | 0.26 %  | <b>TOTAL</b> | <b>44,755</b> |         |

- All percentages rounded
- Recording process for counties corrected in October 2014

## DENIALS

| Month   | Total  | Denials | Denial Reasons |     |       |      |      |      |    |    |    |    | Denial % |
|---------|--------|---------|----------------|-----|-------|------|------|------|----|----|----|----|----------|
|         |        |         | WAR            | Fel | State | *D V | Drug | Ment | IA | PO | PF | DD |          |
| Dec '24 | 18,290 | 133     | 6              | 28  | 32    | 13   | 20   | 3    | 8  | 13 | 10 | 0  | 0.7%     |
| Nov '24 | 15,611 | 121     | 7              | 31  | 25    | 13   | 11   | 4    | 5  | 21 | 4  | 0  | 0.8%     |
| Oct '24 | 10,854 | 110     | 5              | 16  | 25    | 7    | 23   | 8    | 9  | 11 | 6  | 0  | 1.01%    |

\* Note: WAR = Warrant, Fel = Felony, State = State Prohibitor (includes Juvenile Adjudications, Court Orders, and domestic Assault under 76-5-102 that cannot be included in the federal MCDV numbers), , DV = Domestic Violence, Drug = Drug Prohibitor, Ment = Mental Defective, IA = Illegal Alien, PO = Protective Order, PF = Pending Felony, DD = Dishonorable Discharge

1,260 regular firearm requests were pawn redemptions, of which 67 (5.3%) were denied.  
43,447 regular firearm requests were sales of new or used weapons, of which 1,211 (2.8%) were denied.

There were 28,143 requests for Concealed Firearm Permit Verifications for the 4th Qtr. of 2024 for the purchase or redemption of firearms.

# CONCEALED FIREARM FOURTH QUARTER 2024

## OVERVIEW

666,693 Total Valid Permits as of December 31, 2024  
423,477 Permit Holders are non-residents  
243,216 Permit Holders are Utah residents

8,864 Permits Issued 4th Quarter  
15,800 Permits Renewed 4th Quarter  
168 Applications Denied 4th Quarter  
105 Permits Revoked 4th Quarter  
307 Permits Suspended 4th Quarter

1,966 Total Valid Provisional Permits as of December 31, 2024  
102 Provisional Permit Holders are non-residents  
1,864 Provisional Permit Holders are Utah residents

308 Provisional Permits Issued 4th Quarter  
2 Provisional Permits Denied 4th Quarter  
3 Provisional Permits Revoked 4th Quarter  
8 Provisional Permit Suspended 4th Quarter

593 new concealed carry applications or active concealed firearm permits were denied, revoked or suspended during the 4th Quarter of 2024. The applicant has the right to appeal to the Concealed Firearm Review Board, which will review the reason for denial. Approximately 40 revocation, denial, and suspension appeals are reviewed by the Concealed Firearm Review Board each quarter; the Board overturns approximately 1% after review.

A permit application may be denied for any of the following reasons:

1. Felony conviction
2. Convicted of an offense involving the use of alcohol
3. Convicted of a crime of violence
4. Convicted of any offenses involving controlled substance
5. Convicted of an offense of moral turpitude (fraud, theft, tax evasion, issuing bad checks, robbery, bribery, perjury, extortion, arson, criminal mischief, falsifying government records, forgery, receiving stolen property, burglary, vandalism, kidnapping)
6. Convicted of an offense involving domestic violence
7. Has been adjudicated as mentally incompetent
8. Is not qualified to purchase and possess a dangerous weapon or handgun pursuant to federal or Utah state law
9. Cause to believe applicant may be a danger to self or others by evidence including but not restricted to:
  - A. Past pattern of behavior involving unlawful violence or threats of unlawful violence
  - B. Past participation in incidents involving unlawful violence or threats of unlawful violence
  - C. Conviction of any offense in involving weapons violations
10. Submitting insufficient fingerprints for the Federal Bureau of Investigation to conduct a search of its files for criminal history information.

When assessing good character, the bureau may consider mitigating circumstances. Mitigating circumstances may include length of time since an offense, number of offenses, and type of offenses.

## DENIALS 4th QUARTER 2024

189 Concealed Carry Permit applications were denied during the 4th Quarter of 2024. Listed below are the reasons for denial.

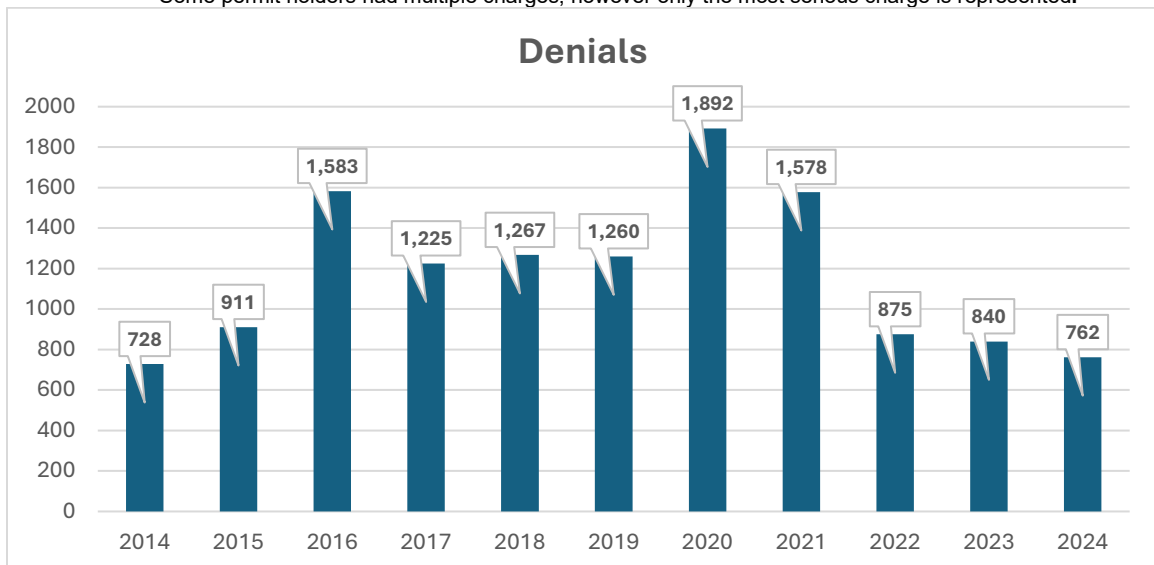
| REASON                    | OCT '24   | NOV '24   | DEC '24   |
|---------------------------|-----------|-----------|-----------|
| ALCOHOL VIOLATION         | 11        | 10        | 6         |
| PROTECTIVE ORDER          | 5         | 4         | 4         |
| WANTED PERSON             | 1         | 0         | 1         |
| FIREARM OFFENSE           | 0         | 0         | 0         |
| THREAT TO SELF/OTHERS     | 3         | 1         | 2         |
| DOMESTIC VIOLENCE         | 10        | 7         | 6         |
| MORAL TURPITUDE           | 9         | 6         | 6         |
| CONTROLLED SUBSTANCE      | 1         | 2         | 1         |
| FELONY                    | 27        | 15        | 12        |
| INSUFFICIENT FINGERPRINTS | 0         | 0         | 0         |
| OTHER                     | 9         | 6         | 5         |
| <b>TOTAL</b>              | <b>76</b> | <b>51</b> | <b>43</b> |

### Felonies included:

Burglary  
Robbery  
Intimidation  
Arson  
Battery  
Grand Theft

Kidnapping  
Possession of Controlled Substance  
Aggravated DWI  
Fraud  
Discharge Firearm  
Hit and Run

\*Some permit holders had multiple charges, however only the most serious charge is represented.



# REVOCATIONS 4th QUARTER 2024

108 Concealed Carry Permits were revoked during the 4th Quarter of 2024. Listed below are the reasons for revocation.

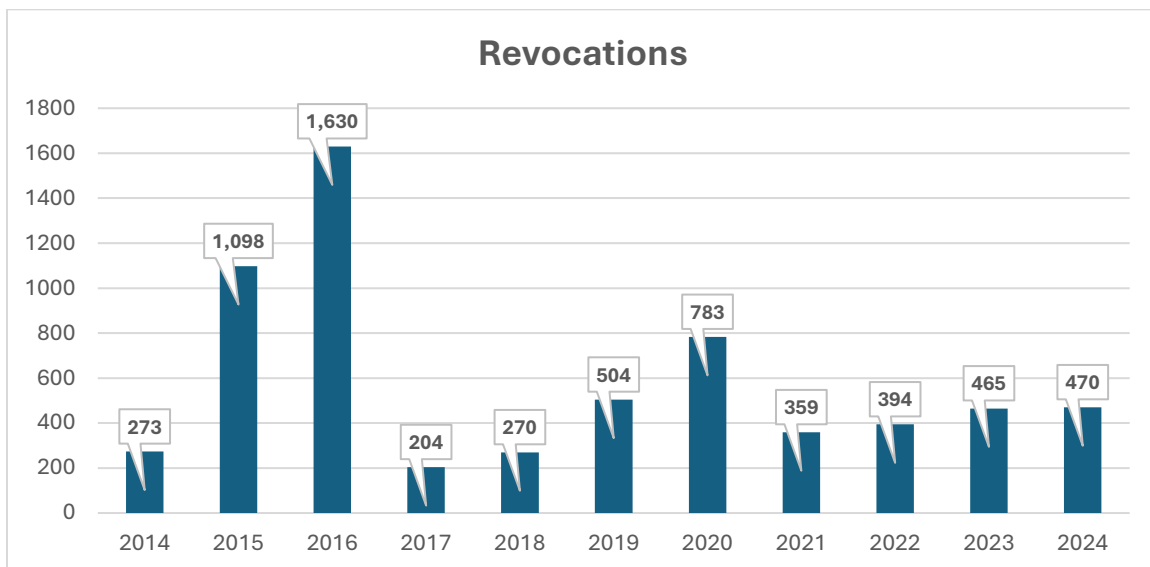
| REASON                    | OCT '24   | NOV '24   | DEC '24   |
|---------------------------|-----------|-----------|-----------|
| ALCOHOL VIOLATION         | 20        | 19        | 8         |
| PROTECTIVE ORDER          | 0         | 0         | 0         |
| WANTED PERSON             | 0         | 0         | 0         |
| FIREARM OFFENSE           | 0         | 0         | 0         |
| THREAT TO SELF/OTHERS     | 3         | 1         | 2         |
| DOMESTIC VIOLENCE         | 7         | 3         | 4         |
| MORAL TURPITUDE           | 9         | 4         | 7         |
| CONTROLLED SUBSTANCE      | 2         | 3         | 0         |
| FELONY                    | 7         | 5         | 4         |
| INSUFFICIENT FINGERPRINTS | 0         | 0         | 0         |
| OTHER                     | 0         | 0         | 0         |
| <b>TOTAL</b>              | <b>48</b> | <b>35</b> | <b>25</b> |

## Felonies included:

Identity Theft  
Use of a Weapon  
Vehicular Homicide

Sex Abuse  
Fraud  
Aggravated Assault

\*Some permit holders had multiple charges, however only the most serious charge is represented.



# SUSPENSIONS 4th QUARTER 2024

315 Concealed Carry Permits were suspended during the 4th Quarter of 2024. Listed below are the reasons for suspension.

| REASON                    | OCT '24    | NOV '24   | DEC '24   |
|---------------------------|------------|-----------|-----------|
| ALCOHOL VIOLATION         | 17         | 7         | 4         |
| PROTECTIVE ORDER          | 41         | 33        | 24        |
| WANTED PERSON             | 6          | 3         | 6         |
| FIREARM OFFENSE           | 0          | 0         | 0         |
| THREAT TO SELF/OTHERS     | 4          | 2         | 3         |
| DOMESTIC VIOLENCE         | 5          | 2         | 2         |
| MORAL TURPITUDE           | 11         | 14        | 10        |
| CONTROLLED SUBSTANCE      | 3          | 0         | 3         |
| FELONY                    | 37         | 31        | 25        |
| INSUFFICIENT FINGERPRINTS | 0          | 0         | 0         |
| OTHER                     | 14         | 7         | 1         |
| <b>TOTAL</b>              | <b>138</b> | <b>99</b> | <b>78</b> |

## Felonies included:

Aggravated Assault  
Theft  
Aggravated Robbery  
Vandalism

Child Abuse  
Sex Exploitation of a Minor  
Strangulation  
Rape

\*Some permit holders had multiple charges, however only the most serious charge is represented.

